



DR. SAMUEL HAHNEMANN
GERMANY

AUTOIMMUNE DISEASES

Vision of Impossible to Possible

**Treatment of
Incurable Diseases
Like Cancer, Kidney
Failure, Coma, Surgical,
Autoimmune, Life Style
& Life Threatening
Diseases**



PROF. DR. ARPIT CHOPRA JAIN

**M.D Homoeopathy
Critical and Surgical Disease Specialist (India)**

**INVENTOR OF
AAROGYA SUPER SPECIALITY MODERN HOMEOPATHY**

COMPLETE, EASY SAFE, FAST & COST-EFFECTIVE CURE



Dr. Arpit Chopra Jain M.D Homeopath

Critical and Surgical Disease Specialist

Dr. Arpit Chopra Jain: Transforming Global Healthcare with Aarogya super Speciality Modern Homeopathy.

Dr. Arpit Chopra Jain, a pioneer in advanced homeopathic medicine, is set to present groundbreaking clinical data comprising over 3,000 successfully treated cases of critical and surgical diseases — all cured without the need for surgery. This revolutionary treatment approach, developed and practiced exclusively by Dr. Jain, utilizes high-potency homeopathic medicines formulated by him, offering fast, safe, and side-effect-free results.

With over 21 years of experience, Dr. Jain has dedicated his life to providing an alternative yet powerful medical solution that not only preserves the body's original organs but also ensures deep, lasting cures. **His work has gained national and international recognition. He has been honored by India's Vice President, Defense Minister Shri Rajnath Singh, Health Minister Shri J. P. Nadda, and several other dignitaries.** In acknowledgment of his contributions, he has also received a prestigious honorary doctorate from the USA.

Dr. Arpit Chopra Jain proudly represents India on the international stage as the **Homeopathic Representative for BRICS (Russia)** and continues to raise the global profile of homeopathy through his one-of-a-kind center based in Indore, Madhya Pradesh, India. From this single center, he has reached and treated patients from over 19 countries, offering remote consultations and delivering life-changing results globally.

Recently, **Dr. Jain was invited as the Guest of Honor at the highly esteemed United Nations Global Excellence Awards held at the UN Headquarters in New York, hosted by the United Nations Global Peace Council.** This momentous occasion was a testimony to his relentless commitment and global vision for homeopathy.

His work is supported by real, verifiable patient testimonials, including pre- and post-treatment reports, available on his official website and YouTube channel. These authentic stories reflect the effectiveness and rapid healing power of his treatment.

This book is a humble attempt to introduce Dr. Jain's extraordinary journey and his mission — to make the world healthier without surgery, promoting natural healing through scientifically advanced homeopathic medicine. His goal is to create a safer, more cost-effective, and organ-preserving healthcare alternative for patients across the globe.





The identity of any person is his real wealth.

INTRODUCTION

Inventor of Aarogya Super Speciality Modern Homoeopathy, revolutionized treatment for complex diseases

Professor Dr. Arpit Chopra Jain

Professor Dr. **Arpit Chopra Jain**, with over 20 years of medical experience and research, has revolutionized classical homeopathy by developing a future-oriented, super-speciality modern homoeopathy treatment system. His innovative approach has given new physical, mental, and social life to thousands of patients who were once considered incurable, including those suffering from nearly 300 different diseases such as cancer, kidney failure, coma, aplastic anemia, and other serious conditions requiring surgical intervention. In doing so, he has also fulfilled the World Health Organizations (WHO) belief that true health encompasses physical, mental, and social well-being.

Originally from Chhattisgarh, Dr. Arpit Chopra Jain received his primary education in his home state before moving to Indore to pursue a Bachelors degree in Homeopathy. After completing his BHMS, he earned an MD in Homeopathy from DKMM Homoeopathic Medical College in Aurangabad, Maharashtra. During his studies and career, he worked alongside many renowned allopathic doctors in Indore and other locations, acquire practical experience and contributing to medical advancements.

Currently, Dr. Arpit Chopra Jain is providing medical services through the Aarogya Super Speciality Modern Homoeopathy Clinic, located at Janjirwala Square in Indore, where he leads a team of experienced professionals. In addition to his clinical work, Dr. Arpit Chopra Jain plays a pivotal role in shaping homeopathic education as an educator at RN Kapoor Homoeopathic Medical College. His research focuses on complex blood-related diseases, including aplastic anemia and sickle cell anemia.. Driven by a commitment to innovation, Dr. Jain has been nationally and internationally recognized for his groundbreaking contributions to the treatment of complex and incurable diseases. His exceptional service during the COVID-19 pandemic further highlights his dedication to advancing modern homeopathic medicine.

Many of Dr. Arpit Chopra Jain's patients regard him as a godsend, praising his unwavering commitment to serving humanity. Beyond his medical practice, Dr. Arpit Chopra Jain, who hails from a family of 19 physicians, is making significant contributions to society and the Nation.

He firmly believes that Aarogya Super Speciality Modern Homoeopathy - instant, effective, affordable, and without side effects is the future of homoeopathy. While homoeopathy may have originated in Germany, Dr. Arpit Chopra Jain is confident that India's revolutionary modern homoeopathic medical system will one day be recognized globally, inscribing India's name in golden letters on the world health chart. He and his team are making every possible effort to achieve this vision and will continue to do so.



Golden India's Revolutionary Discovery: Pioneering the Future of Healthcare with Advanced Homoeopathy

Homoeopathy, a system of alternative medicine established over 200 years ago by German physician Dr. Samuel Hahnemann, has experienced widespread adoption across various countries, including India. However, over time, it faced criticism and was even banned in certain regions due to persistent myths and misconceptions, such as its alleged placebo effect. Critics claimed that homoeopathic remedies were ineffective, slow to act, and not backed by scientific evidence, leading to widespread skepticism among both the public and the scientific community.

One significant issue was that classical homoeopathy relied heavily on treating patients based on symptoms alone, without extensive clinical documentation or diagnostic reports. This absence of empirical evidence made it challenging to validate its effectiveness through conventional medical research methods.

In response to these challenges, Dr. Hahnemann later developed a more potent form of homoeopathic medicine, known as the 50 millesimal potency, or 5 million power. However, by the time this advancement was introduced, classical homoeopathy had already established deep roots, and the lack of continued research, documentation, and clinical validation led to its gradual decline in some regions.

Recognizing the need to address these limitations, Professor Dr. Arpit Chopra Jain, with over 20 years of clinical and hospital experience, pioneered a groundbreaking approach known as Super Speciality Modern homoeopathy Utilizing the powerful 50 lakh potency homoeopathic medicines, along with mother tinctures, biochemic treatments, and dilutions, Dr. Jain's revolutionized the practice by effectively treating severe autoimmune conditions, including cancer, kidney failure, aplastic anemia, sickle cell anemia, rheumatoid arthritis, ankylosing spondylitis, and many other life-threatening illnesses. This innovative treatment approach has produced remarkable results, enabling patients suffering from complex and incurable diseases to recover without any side effects or lifelong medication dependency. Dr. Jain's method has proven particularly effective in cases previously deemed untreatable, such as patients in comas, those with brain tumors, or those in the terminal stages of illness.



His success extends beyond India, benefitting patients in countries such as Pakistan, Dubai, Bangladesh, the United States, and the United Kingdom.

A key differentiator of Super Speciality Modern Homoeopathy is its integration of clinical pathology alongside traditional symptom-based diagnosis. Dr. Jain's has meticulously collected pre- and post-treatment test reports from over 3,000 successfully treated patients, along with their written testimonials and interviews, both online and offline. This substantial body of evidence aims to secure recognition for his treatment methodology within the broader medical community, ensuring future generations of homoeopathic practitioners can offer hope to patients who might otherwise remain hopeless.

Dr. Jain's innovative work continues to shape the future of homoeopathy providing a new path forward for both patients and healthcare providers worldwide.



Complete Cure, Permanent, Easy, Safe, Fast, Cost Effective.

Aarogya Super Specialty Modern Homoeopathy -

It is a modern medical science which incorporates the basic nature of homoeopathy and keeps it as its basis and includes many other new features.



Easy Method -

In Aarogya Super Speciality Modern Homoeopathy, a variety of homoeopathic medicines are utilized, including decimal potency, centesimal potency, 50 millesimal potency, mother tinctures, biochemic medicines, The method of administering these medicines is straightforward and can be easily followed in the prescribed dosage under the guidance of a qualified homoeopathic doctor. One of the unique aspects of Aarogya Super Speciality Modern Homoeopathy is that it does not work with the traditional restrictions often associated with homoeopathic treatment, such as avoiding strong-smelling substances during medication. Due to the high quality and potency of the medicines used, these minor misconceptions hold no relevance in this advanced system of treatment. This approach allows for effective treatment without the need for strict dietary restrictions, making it more accessible and easier for patients to adhere to. Aarogya Super Speciality Modern Homoeopathy excels in providing top-tier treatment with minimal medication, even for complex and difficult-to-treat conditions. In this system, various diseases are treated directly and comprehensively, whether through homoeopathic medicines alone or in combination with supportive medicines from other medical systems, depending on the patients condition and the nature of the disease. This holistic approach ensures that patients receive the most effective and personalized care

Harmless Medical Method -

One of the most remarkable aspects of Aarogya Super Speciality Modern Homoeopathy is its safety profile, even when high potencies are used. Unlike conventional treatments where the risk of side effects increases with the dosage of active ingredients, homoeopathic medicines are carefully prepared through a process called potentiation. In this process, the original substance is diluted while simultaneously increasing its potency. This unique method ensures that only a minimal amount of the chemical or raw material remains in the final product. As a result, Aarogya Super Speciality Modern Homoeopathy offers highly effective treatments without the risk of harmful side effects. The approach is practically unmatched in other branches of medical science, where larger doses of active substances can often lead to adverse reactions. In this way, modern homoeopathy provides a safe and natural healing method, making it an ideal option for individuals seeking a harmless yet potent solution to their health issues.

Fast Aggressive Treatment -

One of the most remarkable aspects of Aarogya Super Speciality Modern Homoeopathy is its fast and aggressive healing process, setting it apart from conventional homoeopathy. In this advanced system, medical expertise is combined with cutting-edge technology, including computerized software, to ensure rapid, accurate diagnosis and treatment. Doctors utilize a vast array of over 4,000 potent medicines, with strengths ranging from zero potency to an astonishing 50 lakh potency, making the treatment scientifically robust and effective for a wide range of diseases. The precision of this method allows doctors to quickly gather and analyze detailed information about a patients condition, helping them select the most suitable remedy. This tailored approach ensures that even severe, surgical, or seemingly incurable conditions are addressed efficiently and effectively. What makes this treatment truly revolutionary is its ability to provide fast relief without any side effects, transforming it into a powerful, unique, and highly reliable branch of medical science.

Complete cure of diseases from the root -

Aarogya Super Speciality Modern Homoeopathy aims to heal the patient completely body, mind, and soul ensuring not only recovery from current ailments but also preventing the recurrence of diseases throughout life. This holistic approach to treatment is a crucial aspect of any effective medical science.

This fast and aggressive treatment approach embodies the future of homoeopathy, offering hope to patients facing complex diseases while maintaining the core principles of safety, simplicity, and efficacy.

Cost-Effective Treatment with Aarogya Super Speciality Modern Homoeopathy

Despite its advanced and multifaceted approach, Aarogya Super Speciality Modern Homoeopathy remains highly affordable and accessible, making it a preferred choice for many. Compared to other medical systems, it offers a cost-effective solution while providing complete, safe, and test treatment. This affordability, combined with its ability to deliver immediate results without harmful side effects, has contributed to the growing global popularity of modern homoeopathy. Today, homoeopathy is trusted by millions, with affordable medicines available to those in need. Every fourth person in the world now benefits from homoeopathy in some form, relying on its holistic and comprehensive approach to healthcare.



Dr. Arpit Chopra Jain, M.D. in Homoeopathy and the inventor of Aarogya Super Speciality Modern - Homoeopathy, has been instrumental in making this revolutionary treatment accessible to people from all walks of life. His commitment to providing effective, affordable, and harmless treatment has redefined the landscape of healthcare, offering hope and healing to thousands.



Dr. Arpit Chopra (Jain)
 M.D. HOMOEOPATHY
 Inventor of Aarogya Super Speciality Modern Homoeopathy



Aarogya Super Speciality Modern Homoeopathy



Successful Treatment of Critical Health Conditions

Dr. Jain's innovative treatment method has shown exceptional results in managing and curing serious health conditions, including:

- Cancer
- Kidney Diseases
- Coma
- Blood Disorders such as sickle cell anemia and aplastic anemia
- Arthritis
- Autoimmune Diseases
- Neurological Disorders
- Heart Diseases
- Skin Conditions like psoriasis and dermatitis

Through a deep understanding of the body's internal balance, Aarogya Super Speciality Modern Homoeopathy targets the root causes of these diseases, promoting natural self-healing without the need for invasive procedures or lifelong medications.

Revolutionizing Disease Treatment

Aarogya Super Speciality Modern Homoeopathy, developed by Dr. Arpit Chopra Jain, has introduced a groundbreaking, holistic approach to treating a wide range of complex and chronic diseases. This method offers a comprehensive, harmless, cost-effective, and permanent solution, achieving remarkable success where conventional treatments often fall short.

Efficacy Across a Wide Range of Diseases

With a proven record of success in treating nearly 300 different diseases, Aarogya Super Speciality Modern Homoeopathy offers relief from conditions that affect various aspects of health. Patients suffering from:

- Allergies
- Womens Health Issues
- Urological and Gastric Problems
- Rheumatoid Arthritis
- Pediatric Conditions
- Spinal Cord Disorders

have all experienced life-changing results through this pioneering method.



A New Lease on Life

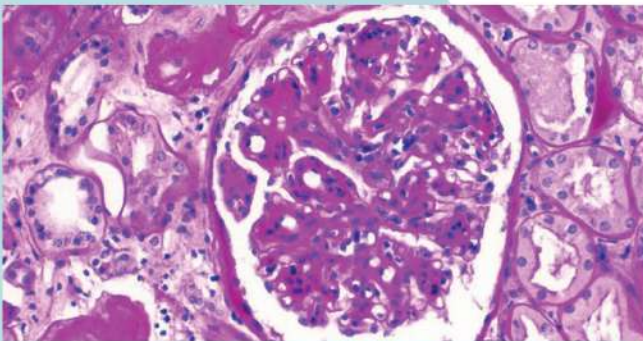
What truly sets this treatment apart is its ability to provide lasting and permanent relief. Patients who were previously dependent on lifelong medication or faced invasive surgeries have regained their health, returning to a normal, medication-free life. Aarogya Super Speciality Modern Homoeopathy continues to transform lives, offering a new, holistic approach for those suffering from complex and chronic diseases.



Autoimmune Diseases

Autoimmune Diseases: The Betrayal Within and a Revolutionary Treatment Approach

Autoimmune diseases can be likened to a traitor within the body an immune system that turns against its own. Just as betrayal can devastate a family, an overactive immune system can wreak havoc on the body it is meant to protect. Typically, the immune systems role is to fend off harmful invaders like viruses and bacteria. However, in autoimmune disorders, this defines mechanism mistakenly targets healthy cells, leading to a variety of serious and often debilitating health issues.



Challenges in Diagnosing Autoimmune Diseases

Diagnosing autoimmune diseases presents unique challenges. These conditions can affect multiple body systems, making diagnosis complex and time-consuming. The rise in autoimmune cases following the COVID-19 pandemic has highlighted the need for more effective treatments and a deeper understanding of these disorders.

Common Autoimmune Disorders

- Muscular Dystrophy
- Systemic Lupus Erythematosus (SLE)
- Eczema
- IgA Nephropathy
- Rheumatoid Arthritis
- Lupus Nephritis
- Interstitial Lung Disease
- Ankylosing Spondylitis
- Fibromyalgia
- Idiopathic Thrombocytopenic Purpura (ITP)
- Parkinsons Disease
- Celiac Disease
- Psoriasis



Dr. Arpit Chopra Jain's Innovative Homoeopathy Approach

Dr. Arpit Chopra Jain's, a leading expert in - homoeopathy, offers a groundbreaking perspective on treating autoimmune diseases. With over 20 years of medical experience and research, Dr. Arpit Chopra Jain has developed a Aarogya Super speciality modern homoeopathy treatment that addresses many autoimmune conditions deemed incurable by conventional methods.

Dr. Arpit Chopra Jain's approach involves a comprehensive understanding of the body's natural healing processes and employs highly specialized homoeopathic treatments to address the root causes of autoimmune disorders. His methods have led to remarkable successes, curing patients of various autoimmune diseases and allowing them to live healthy, normal lives without ongoing medication.

Traditional Treatments and Their Limitations

Conventional allopathic medicine often considers autoimmune diseases incurable, with patients frequently prescribed lifelong medications, steroids, or painkillers. When these treatments prove ineffective or lead to significant side effects, patients may find their options limited and their quality of life diminished.



Success Stories

Dr. Arpit Chopra Jain's Aarogya Super speciality modern homoeopathy has transformed the lives of many patients who were previously resigned to a lifetime of conventional treatments. These individuals have not only achieved significant health improvements but have also been able to stop relying on medication, experiencing a restored quality of life.

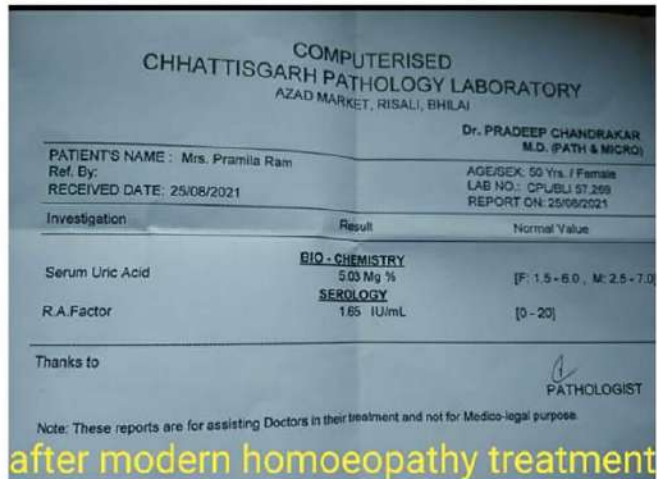
आरोग्य सुपर स्पेशलिटी मॉडर्न होम्योपैथिक क्लिनिक

डॉ. अर्पित चोप्रा (मैडि)
एच. बी. होम्योपैथी
मैडिक, असाध्य एवं
सम्यक् रोग विशेषज्ञ

कम्पलिट * परमानेंट * ईजी * सेफ * फास्ट एण्ड कॉस्ट इफैक्टिव

* कैंसर * किडनी फेलियर * अस्पताल में गंभीर रूप से भर्ती मरीजों का उपचार * कोमा *
* शल्य चिकित्सा योग्य रोग * आँटो इम्यून रोग * जीवनभर दवाई लेने वाले रोगों की रोकथाम
एवं 300 प्रकार के असाध्य जटिल रोगों की चिकित्सा।

102, 104, प्रथम मंजिल, कृष्णा टॉवर, कथोरवेल हॉस्पिटल के सामने, जंजीरवाला चौराहा, न्यू पलासिया, इन्दौर (म.प्र.)
फोन : 0731-4977076, मो. : 97130-92737, 97130-37737, 79999-78894, 99075-27914
www.homoeopathycure.in, www.aarogyahomoeopathyindore.com Email : arpitchopra23@gmail.com



Rheumatoid arthritis

Also called: RA

Overview Symptoms Treatments New

A chronic inflammatory disorder affecting many joints, including those in the hands and feet.

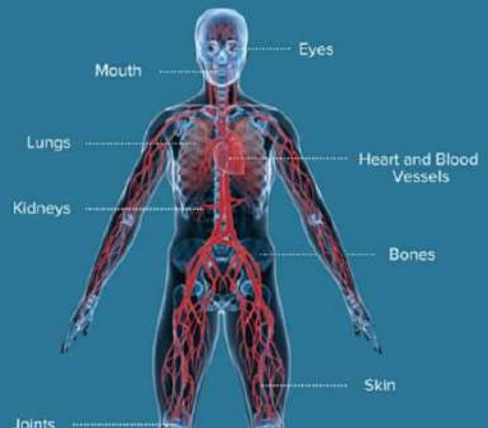
In rheumatoid arthritis, the body's immune system attacks its own tissue, including joints. In severe cases, it attacks internal organs.

Common

More than 1 million cases per year (India)

- Treatment can help, but this condition can't be cured
- Requires a medical diagnosis
- Lab tests or imaging always required

ORGANS & SYSTEMS AFFECTED BY RHEUMATOID ARTHRITIS





कैंसर, किडनी फेलियर, अस्पताल में गंभीर रूप से भर्ती मरिजों का उपचार, कोमा, शल्य चिकित्सा योग्य रोग, ऑटो इम्यून रोग, जीवनभर दवाई लेने वाले रोगो की रोकथाम एवं 300 प्रकार के असाध्य जटिल रोगों की चिकित्सा ।



डॉ. अर्पित चोपड़ा (मैब)
एच. बी. होम्योपैथी
जटिल, असाध्य एवं
समय रोग विशेषज्ञ

आरोग्य सुपर स्पेशलिटी मॉडर्न होमियोपैथी

कम्प्लिट, परमानेंट, ईजी, सेफ, फास्ट एण्ड कॉस्ट इफैक्टिव

102, प्रथम मंजिल, कृष्णा टॉवर, बयोस्वेल हॉस्पिटल के सामने, जंजीरवाला धौराहा, न्यू पलासिया, इन्दौर म.प्र.

📞 93075 27914 संपर्क : 0731-4977076, 79999 78804

www.homoeopathycure.in, www.aarogyahomoeopathyindore.com Email : arpitchopra23@gmail.com

क्या आप रहुमटॉइड आर्थराइटिस से परेशान हैं

रहुमटॉइड आर्थराइटिस को कैसे खत्म करें

Foot Problems Associated with Rheumatoid Arthritis

Patient - Pramila Kotahri

15:14

Dr. arpit chopra jain



आरोग्य सुपर स्पेशलिटी मॉडर्न होम्योपैथिक क्लीनिक

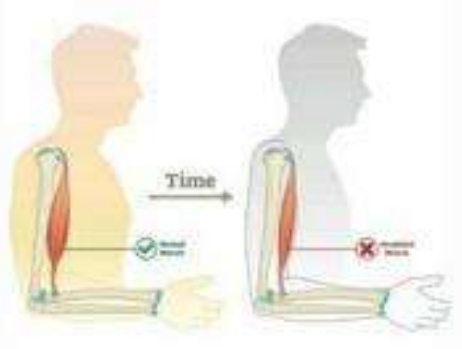
कम्पलिट * परमानेंट * ईजी * सेफ * फास्ट एण्ड कॉस्ट इफेक्टिव

* कैंसर * किडनी फेलियर * अस्पताल में गंभीर रूप से * भर्ती मरिजों का उपचार * कोमा * शल्य चिकित्सा योग्य रोग ऑटो इम्यून रोग * जीवनभर दवाई लेने वाले रोगों की रोकथाम एवं 300 प्रकार के असाध्य जटिल रोगों की चिकित्सा।

102, 104, प्रथम मंजिल, कृष्णा टॉवर, क्योरवेल हॉस्पिटल के सामने, जंजीरवाला घाटा, न्यू पलासिया, इन्दौर (म.प्र.)
फोन : 0731-4977076, मो. : 97130-92737, 97130-37737, 79999-78894, 99075-27914

www.homoeopathycure.in, www.aarogvahomoeopathyindore.com Email : arpitchopra23@gmail.com
 dr arpit chopra's super speciality modern homoeopathic, <https://g.page/r/CaRz52neBZQXEBA>

IMPORTANT FACTS ABOUT MUSCULAR DYSTROPHY



Cure for MD

Muscular Dystrophy

By
Modrn Homeopathy

**असाध्य लीमारी
जीवन 17:35
दवाई से छुटकारा**

What to Know About Types of Muscular Dystrophy (MD)

Duchenne (DMD)	Becker	Limbs-Girdle
<ul style="list-style-type: none"> Most common type of MD Progressive muscle weakness Onset in childhood Life expectancy is limited 	<ul style="list-style-type: none"> Progressive muscle weakness Onset in late childhood or early adulthood Life expectancy is limited 	<ul style="list-style-type: none"> Progressive muscle weakness Onset in adulthood Life expectancy is limited
		

मॉडर्न होम्योपैथी

ULCERATIVE COLITIS

Dr.Arjit Chopra (Jain) **AAROGYA SUPERSPECIALITY MODERN HOMEOPATHY CLINIC**
 Complete, Safe, Fast & Cost-Effective Modern Homeopathy Cured With Advanced Lifestyle
 Phone: 0731-4977076, Mobile: 97130-92737, 97130-37737, 79999-78884, For Whatsapp: 99075-27914

FISTULA, GASTRIC ULCER, WORMS, ASTHMA & I **15:39**

मॉडर्न होम्योपैथी

Dr.Arjit Chopra (Jain) **AAROGYA SUPERSPECIALITY MODERN HOMEOPATHY CLINIC**
 Complete, Safe, Fast & Cost-Effective Modern Homeopathy Cured With Advanced Lifestyle
 Phone: 0731-4977076, Mobile: 97130-92737, 97130-37737, 79999-78884, For Whatsapp: 99075-27914

W HEIGHT, OBESITY, UNDER WEIGHT, HAIR FALL, BLAD

Title

ULCERATIVE COLITIS Cure...

Muhammad Ilyas Farooqi (Urdu/Arabic)

Dr.Arjit Chopra (Jain) **AAROGYA SUPERSPECIALITY MODERN HOMEOPATHY CLINIC**
 Complete, Safe, Fast & Cost-Effective Modern Homeopathy Cured With Advanced Lifestyle
 Phone: 0731-4977076, Mobile: 97130-92737, 97130-37737, 79999-78884, For Whatsapp: 99075-27914

YouTube

गंभीर से गंभीर रोगों के सफल एवं त्वरित इलाज का उचित स्थान - मॉडर्न होम्योपैथी

आपको इन्फ्लूएंजा जैसे असह्य रोगों का मॉडर्न होम्योपैथी द्वारा सफल इलाज

Dr. Arjit Chopra (Jain) **AAROGYA SUPERSPECIALITY MODERN HOMEOPATHY CLINIC**
 Complete, Safe, Fast & Cost-Effective Modern Homeopathy Cured With Advanced Lifestyle
 Phone: 0731-4977076, Mobile: 97130-92737, 97130-37737, 79999-78884, For Whatsapp: 99075-27914

आरोग्य सुपर स्पेशलिटी मॉडर्न होम्योपैथिक क्लीनिक

डॉ. अर्जित चोपड़ा जीवित

• फिजियन • डिप्लोमेट फिलियल • जलवायु में गंभीर रूप से • पूर्ण नरित्री का उपचार • प्रथम
 • सफल डिप्लोमेटा मोडर्न होम • आर्टो इन्फ्लूएंजा रोग • प्री-मन्यु टायड रोग दादा रोगों की उपचारण
 एवं 200 प्रकार के उपचारण अधिन रोगों की डिप्लोमेट ।

101, 102, 103, 104, 105, 106, 107, 108, 109, 110, 111, 112, 113, 114, 115, 116, 117, 118, 119, 120, 121, 122, 123, 124, 125, 126, 127, 128, 129, 130, 131, 132, 133, 134, 135, 136, 137, 138, 139, 140, 141, 142, 143, 144, 145, 146, 147, 148, 149, 150, 151, 152, 153, 154, 155, 156, 157, 158, 159, 160, 161, 162, 163, 164, 165, 166, 167, 168, 169, 170, 171, 172, 173, 174, 175, 176, 177, 178, 179, 180, 181, 182, 183, 184, 185, 186, 187, 188, 189, 190, 191, 192, 193, 194, 195, 196, 197, 198, 199, 200

www.homeoarthichopra.com, www.aarogyasuperhomeoarthichopra.com Email: arjit@homeoarthichopra.com





कैंसर, किडनी फेलियर, अस्पताल में गंभीर रूप से भर्ती मरिजों का उपचार, कोमा, शल्य चिकित्सा योग्य रोग, ऑटो इम्यून रोग, जीवनभर दवाई लेने वाले रोगों की रोकथाम एवं 300 प्रकार के असाध्य जटिल रोगों की चिकित्सा ।



डॉ. अर्पित चौधरा (डॉ.)
एच. डी. होमियोपैथी
जटिल, असाध्य एवं
शल्य रोग विशेषज्ञ

आरोग्य सुपर स्पेशलिटी माईन होमियोपैथी

कम्पलिट, परमानेन्ट, ईजी, सेफ, फास्ट एण्ड कॉस्ट इफैक्टिव

102, प्रथम मंजिल, कृष्णा टॉवर, क्योरवेल हॉस्पिटल के सामने, जंजीरवाला चौराहा, न्यू पलासिया, इन्दौर म.प्र.

📞 99075 27914 संपर्क : 0731-4977076, 79999 78894

www.homoeopathycure.in, www.aarogvahomoeopathyindore.com Email : arpitchopra23@gmail.com

Multiple sclerosis

Also called: MS





Overview Symptoms Treatments

A disease in which the immune system eats away at the protective covering of nerves.

In MS, resulting nerve damage disrupts communication between the brain and the body.

Rare

Fewer than 1 million cases per year (India)

-  Treatment can help, but this condition can't be cured
-  Requires a medical diagnosis
-  Lab tests or imaging often required
-  Chronic: can last for years or be lifelong



MULTIPLE SCLEROSIS



Multiple sclerosis

Vitiligo

- Overview
- Symptoms
- Treatments

A disease that causes the loss of skin colour in blotches.

Vitiligo occurs when pigment-producing cells die or stop functioning.

Common

More than 1 million cases per year (India)

- Treatment can help, but this condition can't be cured
- Requires a medical diagnosis
- Lab tests or imaging rarely required
- Chronic: can last for years or be lifelong



Vitiligo also called as 'leucoderma' is an autoimmune disorder wherein the immune system of the body attacks the healthy cells and in turn starts affecting the body. The condition is characterized by white patches on the skin that develops as a result of melanocytes within the skin. 25-Jun-2019



Vitiligo/Leucoderma सफ़ेद दाग cured/responded by Dr Arpit Chop...

PSORIASIS

SCIATICA

AAROGYA SUPERSPECIALITY MODERN HOMEOPATHY

Complete, Permanent, Easy, Safe, Fast & Cost Effective Cure



ARCHANA SHRIVASTAV
INDORE, M.P.

ONLINE CONSULTATION AVAILABLE : WWW.HOMOEOPATHYCURE.IN / WWW.AAROGYAHOMOEOPATHYINDORE.COM

 @AAROGYAXI  @AAROGYAMODERN  @AAROGYAHOMOEOPATHY  @9907527914,7999978894  @0731-4977076

102-104, 1st Floor, Krishna Tower, Opposite Curewell Hospital, Janjeerwala Chouraha, New Palasia, Indore M.P.



कैसर, किडनी फेलियर, अस्पताल में गंभीर रूप से
भर्ती मरिजों का उपचार, कोमा, शल्य चिकित्सा योग्य रोग,
ऑटो इम्यून रोग, जीवनभर दवाई लेने वाले रोगों की रोकथाम एवं
300 प्रकार के असाध्य जटिल रोगों की चिकित्सा।



डॉ. अर्पित चौपड़ा (जैन)
एच. टी. होमियोपैथी
जटिल, असाध्य एवं
साध्य रोग विशेषज्ञ

आरोग्य सुपर स्पेशलिटी माईन होमियोपैथी


कम्प्लिट, परमानेन्ट, ईजी, सेफ, फास्ट एण्ड कॉस्ट इफैक्टिव

102, प्रथम मंजिल, कृष्णा टॉवर, क्योरवेल हॉस्पिटल के सामने, जंजीरवाला चौराहा, न्यू पलासिया, इन्दौर म.प्र.

📞 99075 27914 संपर्क : 0731-4977076, 79999 78894

www.homoeopathycure.in, www.aarogyahomoeopathyindore.com Email : arpitchopra23@gmail.com

Psoriasis Overview



कैंसर, किडनी फेलियर, अस्पताल में गंभीर रूप से भर्ती मरिजों का उपचार, कोमा, शल्य चिकित्सा योग्य रोग, ऑटो इम्यून रोग, जीवनभर दवाई लेने वाले रोगों की रोकथाम एवं 300 प्रकार के असाध्य जटिल रोगों की चिकित्सा।

आरोग्य सुपर स्पेशलिटी मॉडर्न होमियोपेथी
कम्प्लिट, परमानेंट, ईजी, सेफ, फास्ट एण्ड कॉस्ट इफैक्टिव

102, प्रथम मंजिल, कृष्णा टॉवर, क्योरवेल हॉस्पिटल के सामने, जंजीरवाला चौराहा, न्यू पलासिया, इन्दौर म.प्र.
99075 27914 संपर्क : 0731-4977076, 79909 78834
www.homeopathycure.in. www.aarogvahomeopathvindre.com Email : arpitchopra23@gmail.com

डॉ. अमित चौपड़ा (मैन)
एच.डी. होमियोपेथी
चिकित्सक, असाध्य एवं
शल्य रोग विशेषज्ञ

आरोग्य
H O M E O P A T H Y
+ + +
H O M E O P A T H Y

Rheumatoid arthritis

Also called: RA

Overview

Symptoms

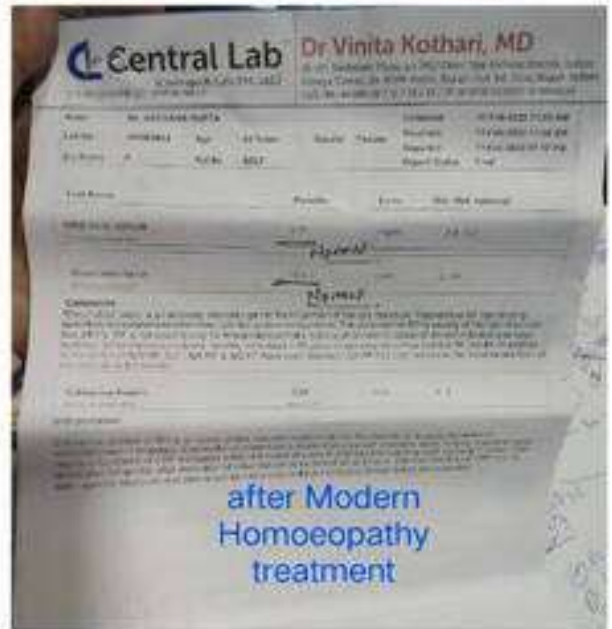
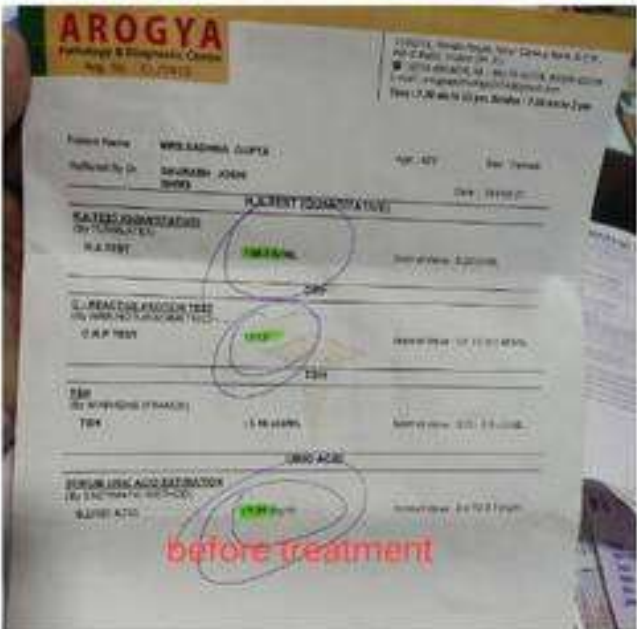
Treatments

A chronic inflammatory disorder affecting many joints, including those in the hands and feet.

In rheumatoid arthritis, the body's immune system attacks its own tissue, including joints. In severe cases, it attacks internal organs.

Common

More than 1 million cases per year (India)





कैंसर, किडनी फेलियर, अस्पताल में गंभीर रूप से भर्ती मरिजों का उपचार, कोमा, शल्य चिकित्सा योग्य रोग, ऑटो इम्यून रोग, जीवनभर दवाई लेने वाले रोगों की रोकथाम एवं 300 प्रकार के असाध्य जटिल रोगों की चिकित्सा ।

आरोग्य सुपर स्पेशलिटी माईन होमियोपेथी

कम्प्लिट, परमानेन्ट, ईजी, सेफ, फास्ट एण्ड कॉस्ट इफैक्टिव

102, प्रथम मंजिल, कृष्णा टॉवर, बयोस्वेल हॉस्पिटल के सामने, जंजीरवाला चौराहा, न्यू पलाशिया, इन्दौर म.प्र.

☎ 99075 27914 संपर्क : 0731-4077076, 75999 76894



Muscular dystrophy

Also called: MD

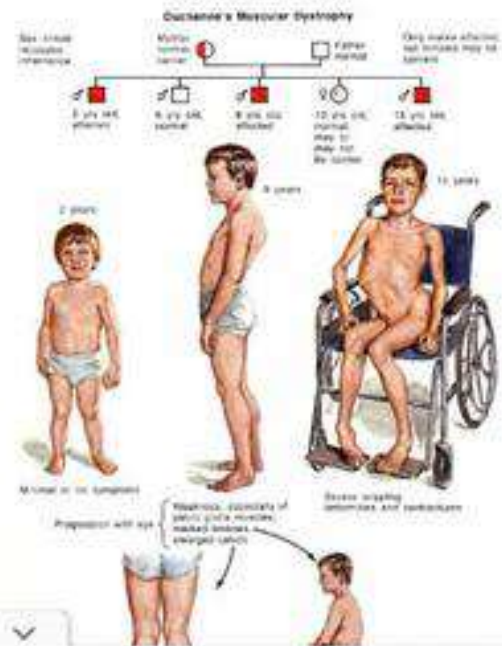
- Overview
- Symptoms
- Treatments

A group of genetic diseases that cause progressive weakness and loss of muscle mass.

In muscular dystrophies, abnormal genes (mutations) lead to muscle degeneration. Most forms begin in childhood.

Rare
Fewer than 1 million cases per year (India)

Treatment can help, but this condition can't be cured



anderson DIAGNOSTIC SERVICES

Anderson Diagnostic Servi
No. 38/17B, Gemini Road, Thousand Lights, I
R.O. No.150, Poonamallee High Road, (Opp to Dasapokash Hotel), C
Helpline No. : 044-4331 9444 | Email : info@anderson

NAME : MASTER, [REDACTED] JAIN
PIN : AND22020030554
AGE/GENDER : 6 Year(s)/Male
REFERRED BY : Dr. SIKKENDER KUMAR JAIN BPT MD ACU BPT MD ACU
CLIENT NAME : SIKKENDER KUMAR JAIN BPT MD ACU

SAMPLE NO : 022231303
COLLECTED ON : 22/07/2022 06:1
RECEIVED ON : 22/07/2022 07:4
REPORTED ON : 23/07/2022 09:5
REPRINT DATE : 23/07/2022 09:51

Test	Obtained Value	Units	Reference Ranges
BIOCHEMISTRY			
CPK - Creatine Phospho Kinase (Total) (SERUM, Enzymatic)	13436	U/L	Male: 7 - 12 Years : - 247 Male: 13 - 17 Years : - 270 Male: 18 - 99 Years : - 190 Male: - 4 Year(s) : 94-499 Both: 1 - 3 Year(s) : - 228

Comment Note: Value Rechecked.

Before treatment

anderson DIAGNOSTIC SERVICES

Anderson Diagnostic Services Pvt. Ltd.
No. 38/17B, Gemini Road, Thousand Lights, Chennai-600008
No.150, Poonamallee High Road, Opp to Dasapokash Hotel, Chennai-600084
Helpline No. : 044-4331 9444 | Email : info@andersondiagnostics.com

NAME : MASTER, [REDACTED] JAIN
PIN : AND22020030554
AGE/GENDER : 6 Year(s)/Male
REFERRED BY : Dr. RAKESH (MD, PAEDIATRICS)
CLIENT NAME : RAKESH

SAMPLE NO : 022277979
COLLECTED ON : 20/12/2022 05:43 PM
RECEIVED ON : 20/12/2022 06:48 PM
REPORTED ON : 20/12/2022 08:04 PM
REPRINT DATE : 20/12/2022 08:04 PM

Test	Obtained Value	Units	Bio. Ref. Inter
BIOCHEMISTRY			
CPK - Creatine Phospho Kinase (Total) (SERUM, Enzymatic)	3225	U/L	Male: 7 - 12 Years : - 247 Male: 13 - 17 Years : - 270 Male: 18 - 99 Years : - 190 Male: - 4 Year(s) : 94-499 Both: 1 - 3 Year(s) : - 228

Comment Note: Value Rechecked. 1:10 dilution.

-- End of Report --

After Dr ARPIT Chopra Modern Homoeopathy treatment

Ankylosing spondylitis

Also called: Bechterew's disease

Overview

Symptoms

Treatments

An inflammatory arthritis affecting the spine and large joints.

The condition is more common among men and usually begins in early adulthood.

What Is Ankylosing Spondylitis (AS)?

- AS is a type of inflammatory arthritis that causes lower back pain, among other symptoms.
- AS pain usually starts before age 45, lasts more than three months, and feels better with movement and worse with rest.
- There needs to be visible damage on an X-ray to your spine or sacroiliac joints to confirm an AS diagnosis.
- AS is treated differently than other forms of back pain, so see a rheumatologist if you think you could have it.



HLA B-27 ANKYLOSING SPONDYLITIS
SURGICAL ADVISED CASE CURED
 क्रिटिकल केस का सफल ईलाज
सक्सेस 13:33री
 डॉ. अरुण चोपड़ा

Dr. Arpit Chopra Jain
 (MD Homoeopathy
 Critical & Surgical
 Case Specialist)



HIGH CRP (POSITIVE C RE...

Dr Arpit Chopra's Su...
320 views • 2 years ...



ANKYLOSING SPONDYLITIS R...

Dr Arpit Chopra's Su...
978 views • 2 years ...



Ankylosing Spondylitis Hom...

Dr Arpit Chopra's Su...



Ankelosing spondylitis & A

Dr Arpit Chopra's :
259 views • 2 mor

Psoriasis

Overview

Symptoms

Treatment

A condition in which skin cells build up and form scales and itchy, dry patches.

Psoriasis is thought to be an immune system problem. Triggers include infections, stress and

Very common

More than 10 million cases per year (India)

- Treatment can help, but this condition can't be cured
- Requires a medical diagnosis
- Lab tests or imaging rarely required
- Chronic: can last for years or be lifelong



VIKAS MUKATI
KHARGONE (M.P)

AAROGYA SUPERSPECIALITY
Complete, Safe, Fast & Cost-Effective Permanent
Phone : 0731-4977076, Mobile : 97130-92737

मॉडर्न होम्योपैथी



Dr. Arpit Chopra (Jain)
(MD) HOMEOPATHY
CRITICAL & SURGICAL DISEASE SPECIALIST
Inventor Of Super Speciality Modern Homeopathy

AAROGYA SUPERSPECIALITY MODERN HOMEOPATHIC CL
Complete, Safe, Fast & Cost-Effective Permanent Modern Homeopathy Cure with Advanced Life
Phone : 0731-4977076, Mobile : 97130-92737, 97130-37737, 79999-78894, 99075-
Kid, Prostate & Urological Diseases, Renal & Gallbladder Stone, Hereditary diseases, Incurable c



कैंसर, किडनी फेलियर, अस्पताल में गंभीर रूप से भर्ती मरिजों का उपचार, कोमा, शल्य चिकित्सा योग्य रोग, ऑटो इम्यून रोग, जीवनभर दवाई लेने वाले रोगों की रोकथाम एवं 300 प्रकार के असाध्य जटिल रोगों की चिकित्सा।

आरोग्य सुपर स्पेशलिटी मॉडर्न होमियोपैथी
कम्प्लिक्ट, परमानेंट, ई-जी, सेक, कार्ट एण्ड कॉस्ट इफेक्टिव

100, प्रथम मंजिल, गुल्मा टॉवर, स्पोर्ट्स होस्पिटल के सामने, जंजीरवाला बीराहा, न्यू फ्लोरिडा, इन्दौर म.प्र.
☎ 99075 27914, ☎ 0731-4977076, 79999 78894

मॉडर्न होम्योपैथी



कैंसर, किडनी फेलियर, अस्पताल में गंभीर रूप से भर्ती मरिजों का उपचार, कोमा, शल्य चिकित्सा योग्य रोग, ऑटो इम्यून रोग, जीवनभर दवाई लेने वाले रोगों की रोकथाम एवं 300 प्रकार के असाध्य जटिल रोगों की चिकित्सा।



डॉ. अर्पित चौपड़ा (जैन)
एच. डी. होम्योपैथी
जटिल, असाध्य एवं
शल्य रोग विशेषज्ञ

आरोग्य सुपर स्पेशलिटी माईन होमियोपैथी

कम्पलिट, परमानेंट, ईजी, सेफ, फास्ट एण्ड कॉस्ट इफैक्टिव

102, प्रथम मंजिल, कृष्णा टॉवर, क्योरवेल हॉस्पिटल के सामने, जंजीरवाला चौराहा, न्यू पलासिया, इन्दौर म.प्र.

99075 27914 संपर्क : 0731-4977076, 79999 78894

www.homoeopathy cure.in, www.aarogyahomoeopathyindore.com Email : arpitchopra23@gmail.com

Psoriasis

Overview Symptoms Treatments


A condition in which skin cells build up and form scales and itchy, dry patches.

Psoriasis is thought to be an immune system problem. Triggers include infections, stress and cold.

Very common

More than 10 million cases per year (India)

- Treatment can help, but this condition can't be cured
- Requires a medical diagnosis
- Lab tests or imaging rarely required
- Chronic: can last for years or be lifelong





Zomato: Food Del... **INSTALL**
 4.2★ FREE

Rheumatoid Arthritis & SLE of 18 years Overlap syndrome गठिया by ...

Arthritis
 CHRONIC
 PROBLEM CURED
 WITH ANA POSITIVE

क्रिटिकल केस का सफल ईलाज

Dr. Arpit Chopra Jain
 (MD Homoeopathy
 Critical & Surgical
 Case Specialist)

सक्सेस 0:48
 माडर्न होमियोपैथी क्लिनिक



15 Overlap Syndrome/Rheumatoid Arthritis & SLE
 THURSDAY - SEPTEMBER
 SEPTEMBER 2022

मेरा नाम वीजू शर्मा है। मुझे 18 सालों से गठिया रोग है। अक्सर जो अर्थ्रिटािस जॉइंट्स पर की दवाइयाँ लेते हैं मुझे 1 माह इलाज है मुझे बहुत आराम है डॉ. अर्थ्रिटािस का बहुत-बहुत इलाज कराया गया है लेकिन मुझे इस रोग से दवाइयों से भरी पूरी किशोरी ठीक हो जाये।

रसिता राना

Dr. Arpit Chopra (Jain)
 M.D. HOMOEOPATHY
 Critical & Surgical Diseases Specialist

CONTACT: 9907527914, 9713647700, 9713647707, 2999978894

AAROGYA SUPER SPECIALITY MODERN HOMOEOPATHIC CLINIC

Overlap syndromes are inflammatory rheumatic conditions in which patients have clinical manifestations suggestive of multiple distinct immune diseases. The diseases most commonly involved in overlap syndromes include rheumatoid arthritis, lupus, scleroderma and myositis.

कैंसर, किडनी फेलियर, अस्पताल में गंभीर रूप से भर्ती मरिजों का उपचार, कोमा, शल्य चिकित्सा योग्य रोग, ऑटो इम्यून रोग, जीवनभर दवाई लेने वाले रोगों की रोकथाम एवं 300 प्रकार के असाध्य जटिल रोगों की चिकित्सा।

आरोग्य सुपर स्पेशलिटी माडर्न होमियोपैथी
 कम्प्लिट, परमानेंट, ईजी, सेफ, फास्ट एण्ड कॉस्ट इफेक्टिव

102, प्रथम मंजिल, कृष्णा टॉवर, बयोरवेल हॉस्पिटल के सामने, जंजीरवाला वीरवाड़ा, न्यू फ्लोरिसिया, इन्दौर म.प्र.
 99075 27914 संपर्क : 0731-4977076, 79999 78894
 www.homoeopathycure.in, www.aarogyahomoeopathvindore.com Email : arpitchohra23@gmail.com

सीलिएक रोग कैसे होता है?

एक रोग एक ऑटोइम्यून स्थिति है जिसमें ग्लूटेन पर प्रतिरक्षा प्रणाली शामिल होती है। गेहूं, जौ और राई में प्रोटीन के समूह के लिए ग्लूटेन एक सामान्य नाम है। एक रोग वाले व्यक्ति में, ग्लूटेन के संपर्क में आने से आंत हो जाती है।

Celiac disease

Overview

Symptoms

Treatments

An immune reaction to eating gluten, a protein found in wheat, barley and rye.

Over time, the immune reaction to eating gluten creates inflammation that damages the small intestine's lining, leading to medical complications. It



कैंसर, किडनी फेलियर, अस्पताल में गंभीर रूप से भर्ती मरिजों का उपचार, कोमा, शल्य चिकित्सा योग्य रोग, ऑटो इम्यून रोग, जीवनभर दवाई लेने वाले रोगों की रोकथाम एवं 300 प्रकार के असाध्य जटिल रोगों की चिकित्सा।

आरोग्य सुपर स्पेशलिटी माडर्न होमियोपेथी
 कम्प्लिट, परमानेंट, ईजी, सेफ, फास्ट एण्ड कॉस्ट इफैक्टिव

102, प्रथम मंजिल, कृष्णा टॉवर, बयोटेक हॉस्पिटल के सामने, जंजीरवाला बीराहा, न्यू पलासिया, इन्दौर म.प्र.
 99075 27914 संपर्क : 0731-4977076, 79999 78804
 www.homoeopathycure.in, www.aarogyaahomeopathyindore.com, Email : arpitchohra23@gmail.com

Muscular dystrophy

Also called: MD

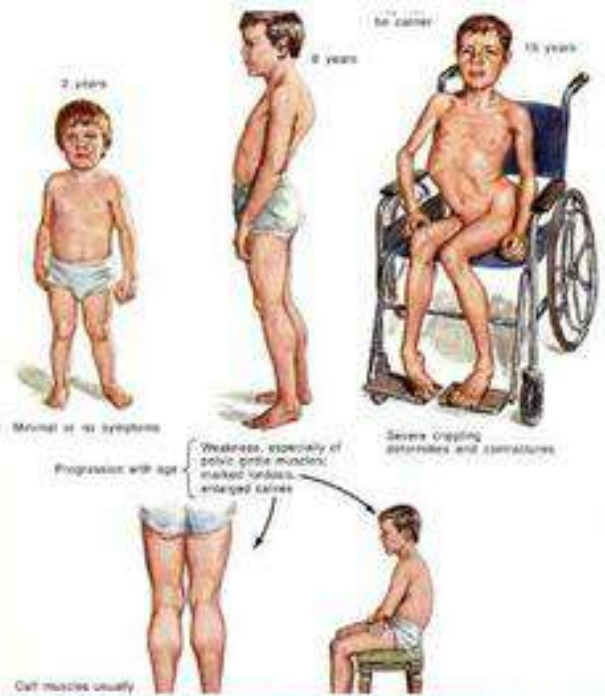
Overview

Symptoms

Treatments

A group of genetic diseases that cause progressive weakness and loss of muscle mass.

In muscular dystrophies, abnormal genes (mutations) lead to muscle degeneration. Most forms begin in childhood.



Rare

Fewer than 1 million cases per year (India)

Life Line
HOMOEOPATHY & RESEARCH CENTRE
New Delhi, Ashok Road, 270011, India
Ph: + 91 (011) 2706174, 2706175, 2706176
Website: www.life-line.org

PATHOLOGY REPORT

PATIENT NAME	NAHAI GARGY	REPORT DATE	04/01/2022
AGE / SEX	8 Year / Male	COLLECTED BY	Dr. Lok
DATE	20/01/2022	PHYSICIAN	Dr. Lok
REFERRED BY DR.	NEUROLOGIST		
INVESTIGATION	C.P.K. Activity		

Test	Value	Unit	Biological Reference Range
C.P.K. - NAC Activity	6893.0	U/L	170-1920 U/L

*** End of Report ***

before Treatment

JEEWAN
Diagnostic Centre
A to Z, Katra, Azamgarh Road
SHAHGANJ - 223101
Mobile: 9862136305, 9952731168
Time: 8:30 AM to 8:30 PM, 11 to 2:00 PM

Committed to Accurate, Error Free, Timely and Cost Effective Report

Date	13/09/2022	Sr No.	15445	Age	5 Yrs	Sex	M
Name	MET GARGY						
Ref. By	NEURO DEPARTMENT						

Test Name	Value	Unit	Reference Value
C.P.K. - NAC	215.0	U/L	170-1920 U/L

*** End of Report ***

After Modern Homoeopathy treatment

C/O Muscular Dystrophy
→ C.P.K → 6893.0 u/l
4/1/22
→ Difficulty in standing
→ Cannot walk on stairs

कैंसर, किडनी फेलियर, अस्पताल में गंभीर रूप से भर्ती मरीजों का उपचार, कोमा, शल्य चिकित्सा योग्य रोग, ऑटो इम्यून रोग, जीवनभर दवाई लेने वाले रोगों की रोकथाम एवं 300 प्रकार के असाध्य जटिल रोगों की चिकित्सा।

आरोग्य सुपर स्पेशलिटी माडर्न होमियोपेथी
कम्प्लिक्ट, परमानेंट, ईन्टी, सेक, फास्ट एण्ड कोस्ट इफेक्टिव

102, प्रथम मंजिल, कुमाय टॉवर, इकोनोम हॉस्पिटल के सामने, जंजीरवाला बौराहा, न्यू प्रोडेंसिया, इन्दौर म.प्र.
☎ 99075 27614, 99075 27614, 99075 27614, 99075 27614
www.homoeopathy.org.in, www.aarogyasuperhomoeopathyindore.com, E-mail: aarochopra25@gmail.com

Scleroderma Systemic Sclerosis



MC/O Systemic Sclerosis (Scleroderma)

→ Pt on NMR & low dose steroid

→ CRERD +

LACERATED Esophagitis

Hiatal Hernia (6cm), Vomiting +

→ Difficulty in Standing & sitting pain

↳ weakness in LL

→ ANA 4+

→ Constipation

→ Hairching & hair thinning & discoloration

Medical Laboratory Report

Reference: **ANA** 4029403279

Sample Collected At: **Dr. P. D. Nataraj Clinic, Noida**

Requested By: **Dr. P. D. Nataraj**

Collected On: **27/01/2022**

Processing Location: **Metropolis, Noida**

Reported On: **27/01/2022**

Investigation: **ANA Nuclear Antibody by IFA**

Observed Value: **Positive**

Biological Reference Interval: **Negative**

Result: **MUCULOLAR**

Grade: **4+++**

Estimated Time: **1:30H**

before treatment ANA 4 +++++ REPORT

Interpretation Guidelines (Sample Reference: 4029403279 - 1:400)

Negative: All immunofluorescence patterns (Nucleolar, Cytoplasmic, Mixed, Peripheral, Homogeneous, Speckled, Ring, Spang Pattern, etc.)

Test Description: Antinuclear antibodies (ANA) are a group of antibodies, detectable in the blood, that have the capability of binding to certain structures within the nucleus of the cells. Such evidence the presence of autoimmunity. A positive finding is indicative of autoimmune disease. Fluorescence tests are frequently used to identify groups of antibodies in the cells, that bind to certain structures referred to as fluorescent structural antigens, test of ANA. The ANA test is a sensitive screening test used to detect autoimmune diseases.

Technique: Indirect Immunofluorescence - Automated if Processed

The ROCHEP Slide is a combination of two 25 x 75 cells and provides low and has the following advantages:

- It is a global standard test with a robust antigen structure capable of detecting more than 100 different autoimmune antibodies.
- It is a global standard test with a robust antigen structure capable of detecting more than 100 different autoimmune antibodies.
- If the test is negative, Antinuclear level of ANA antibodies is ruled out. In case of a positive result, autoantibodies against any other or to any other autoantigenously associated target are analyzed in the cells, that bind to certain structures referred to as fluorescent structural antigens, test of ANA. The ANA test is a sensitive screening test used to detect autoimmune diseases.
- NOTE: All sera positive (C) results may be repeated after 8-12 weeks.

Associated Tests: Metropolis 0.0.0.0 to detect single antigens. With Immunofluorescence patterns.

Abbreviations: SLE: Systemic Lupus Erythematosus, SJD: Sjogren's Syndrome, MCTD: Mixed Connective Tissue Disease, CFS: Chronic Fatigue Syndrome, AN: Antinuclear Antibody, PBC: Primary Biliary Cirrhosis, PM: Polymyositis, DM: Dermatomyositis, SS: Systemic Sclerosis, RA: Rheumatoid Arthritis.

Please view test page for sensitive table including various single antigens with their immunofluorescence patterns and clinical associations.

Dr. ALAP CHOPRA
Metropolis, Noida, India

PROCESSED AT: Thyrocare
D-27/1, TTC MIDC, NURSA, Nashik, Maharashtra-422 002

REPORT

NAME: **MR. NILESH PATEL (SPT)**

REF. BY: **SPT**

TEXT ANNO: **ANA**

SAMPLE COLLECTED AT: **(KADHANWADI) MANGAL PATHOLOGY LAB, 2nd floor, KADHANWADI, Nashik, Maharashtra (KAD), India, 422002**

TEST NAME	TECHNOLOGY	VALUE
ANTI NUCLEAR ANTIBODIES (ANA)	ELISA	0.38 ANA
Reference Range: NEGATIVE < +1 POSITIVE < +2		

Normal ANA report after Modern Homoeopathy treatment

Antinuclear antibodies are characterized by abnormal functions of immune system where self recognition mechanism fails to distinguish "self" and "non self" antigens. Presence of ANA autoantibodies associated with various autoimmune diseases such as systemic lupus erythematosus (SLE), Sjogren syndrome, Scleroderma and mixed connective tissue disease (MCTD).

Specifications: Precision: Intra assay (%CV): <+4.6, Inter assay (%CV): <+3.3, Sensitivity: 97.1%, Specificity: 98%

Kit Validation Reference: Antinuclear Antibody The Lancet, September 23, 1984, 413

Method: **INDIRECT ELISA (ELISA)**

Please correlate with clinical conditions.

Sample Collected on (SCT): **129 Sep 2022 13:15**

Sample Received on (SRT): **1 30 Sep 2022 06:45**

Report Released on (RRP): **1 30 Sep 2022 17:38**

Sample Type: **1 SERUM**

Labcode: **1 300999933200847**

Barcode: **113718858**

Dr. Anoop Singh MD(Pain)

Dr. Sachin Patel MD(Pain)

Page: 1 of 2

Scleroderma (sklair-oh-DUR-muh), also known as systemic sclerosis, is a group of rare diseases that involve the hardening and tightening of the skin. It may also cause problems in the blood vessels, internal organs and digestive tract. 27-Jan-2022

केसर, किडनी फेलियर, अस्पताल में गंभीर रूप से भर्ती मरिजों का उपचार, कोमा, शल्य चिकित्सा योग्य रोग, ऑटो इम्यून रोग, जीवनभर दवाई लेने वाले रोगों की रोकथाम एवं 300 प्रकार के असाध्य जटिल रोगों की चिकित्सा।

आरोग्य सुपर स्पेशलिटी माडर्न होमियोपेथी

कम्प्लिड, परमानेंट, ईजी, सेफ, फास्ट एण्ड कॉस्ट इफेक्टिव

102, प्रथम भवन, कृष्ण टॉवर, कवोरवेल हॉस्पिटल के सामने, जंजीरवादा चौराहाट, न्यू नरसिंह, इन्दौर म.प्र.

99075 27914 संपर्क | 0731-4977076, 79999 78894

www.homoeopathyucure.in | www.aarogyaahomeopathyindore.com | Email: arpitchoora23@gmail.com

कैंसर, किडनी फेलियर, अस्पताल में गंभीर रूप से
 भर्ती मरिजों का उपचार, कोमा, शल्य चिकित्सा योग्य रोग,
 ऑटो इम्यून रोग, जीवनभर दवाई लेने वाले रोगों की रोकथाम एवं
 300 प्रकार के असाध्य जटिल रोगों की चिकित्सा ।



डॉ. अर्पित चौपड़ा (जैन)
 एच. डी. होम्योपैथी
 जटिल, असाध्य एवं
 शल्य रोग विशेषज्ञ

आरोग्य सुपर स्पेशलिटी माईन होमियोपेथी

कम्पलिट, परमानेंट, ईजी, सेफ, फास्ट एण्ड कॉस्ट इफेक्टिव

102, प्रथम मंजिल, कृष्णा टॉवर, क्योरवेल हॉस्पिटल के सामने, जंजीरवाला चौराहा, न्यू पलासिया, इन्दौर म.प्र.
 99075 27914 संपर्क : 0731-4977076, 79999 78894
 www.homoeopathycure.in, www.aarogyahomoeopathyindore.com Email : arpitchopra23@gmail.com

Malot Hospital
 Orthopedics & Eye Center
 Ramp Tower, Jaisinghpora Road, Bhambeta Circle, Jaipur - 302028
 Mob: 9860098673, 7357653565, Website: malothospital.com

Name	Master ID/No	Patient ID/No	2112488
Age/Gender	37 / Male	Assigned On	15/08/2023 13:30
Visit ID	4021154616	Sample Collected on	15/08/2023 13:30
Referring Clinic	Self	Report Received on	15/08/2023 14:14
Referral By	Self	Service No.	992185
Doctor Name		Service Type	Self

BIOCHEMISTRY

Description	Result	Units	Ref. Int. Interval
CPK (CREATINE KINASE) (MB) (U/L)	179.2	U/L	Male: 26-200 Female: 24-175

before treatment

Dr. B. Lal Path Lab & X-Ray Center
 100 Toppers Apartment, Near S.S. Hospital, Bhambeta Marg, B.B.M. (B-1)
 Ph: 00372-240000

After Dr-ARPIT
 Chopra Modern
 Homeopathy
 treatment

BIOCHEMISTRY

Test Name	Value	Unit	Reference Value
CK-MB	188.0	U/L	0.0 - 50.0
CK-MB	805.0	U/L	227 - 470
CK-MB/CK	188.0	%	25.0 - 102.0

Muscular dystrophy

Also called: MD

- Overview
- Symptoms
- Treatments

A group of genetic diseases that cause progressive weakness and loss of muscle mass.

In muscular dystrophies, abnormal genes (mutations) lead to muscle degeneration. Most forms begin in childhood.

Types of Muscular Dystrophy

- Duchenne
- Becker
- Myotonic
- Congenital
- Limb-girdle
- Facioscapulohumeral
- Oculopharyngeal
- Distal
- Emery-Dreifuss

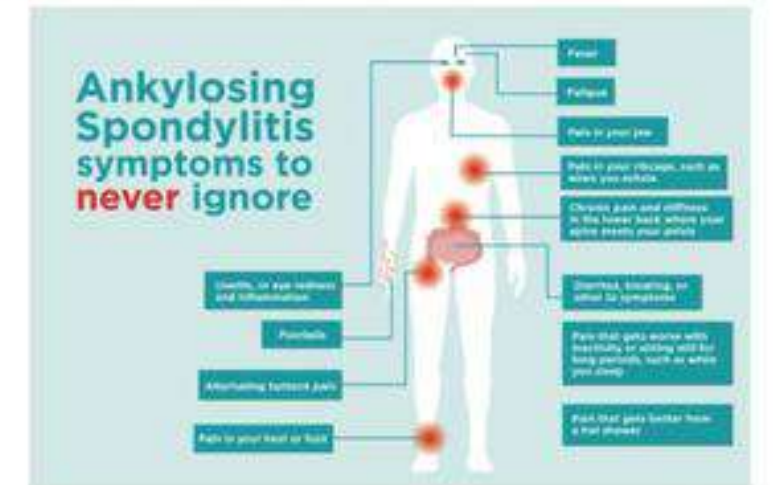
ऑटोइम्यून बीमारियाँ

Uveitis often happens in people who have an autoimmune condition. This is where the immune system mistakenly attacks healthy tissue. Autoimmune conditions known to cause uveitis include: ankylosing spondylitis – a condition where the spine and other areas of the body become inflamed.

23 SUNDAY
Auto immune disease:
(Uveitis & Ankylosing Spondylitis)
 (HLA B27 +)

मैं शीमा जॉर्ज पिछले 10 वर्षों से (Uveitis) एवं पिछले 1 वर्ष से (Ankylosing Spondylitis) बीमारी से ग्रसित थी। काफी असह्य के दर्द एवं आयुर्वेदिक इलाजों से भी आराम नहीं पड़ा था। पिछले 10 वर्षों में काफी बड़े पड़ते (मुकड़) से भी treatment लिया पर कोई improvement नहीं हो रहा था। पिछले 2 महीनों से डॉ. अमित केन सर की सलाह पर मैंने New Life Lab में आराम शुरू किया। मुझे बहुत ही आराम हुआ। डॉ. केन-साहू का बहुत-बहुत धन्यवाद। पिछले कारण से अब Regular Routine सामान्य रूप से कर पा रही हूँ।

Thanks to Dr. Amit Jain MD



Ankylosing spondylitis

Also called: Bechterew's disease

- Overview
- Symptoms
- Treatment

An inflammatory arthritis affecting the spine and large joints.

The condition is more common among men and usually begins in early adulthood.

FIBROMYALGIA



Very common

More than 10 million cases per year (India)

Treatment can help, but this condition can't be cured

Requires a medical diagnosis

आरोग्य सुपर स्पेशलिटी मॉडर्न होम्योपैथिक क्लिनिक

डॉ. अरवि चोपड़ा (बीएस)
 (M.D. HOMOEOPATHY)
 जटिल रोग एवं सतत रोग विशेषज्ञ
 Reg. No. 14367

Phone: 0731-4977076
 Mobile: 97930-92737, 97130-37737
 79999-78834, 98075-27914 W
 Website: www.homoeopathyindore.in
 www.aarogyahomoeopathyindore.com
 So far almost 20 lakh people have benefited from homoeopathy.
 New Super Speciality Clinic

Complete, Easy, Safe, Fast & Cost-effective Permanent Modern Homoeopathy Cure With Advanced Lifestyle

Dr. Arav Choudhary
 Address: ...
 Post: ...

कैंसर, किडनी फेलियर, अस्पताल में गंभीर रूप में भर्ती मरिजों का उपचार, कोमा, शल्य चिकित्सा योग्य आँटो इम्यून रोग, जीवनभर दवाई लेने वाले रोगों की रोक 300 प्रकार के असाध्य जटिल रोगों की चिकित्सा

डॉ. अरवि चोपड़ा (बीएस)
 एच. डी. (होम्योपैथी)
 जटिल, असाध्य एवं सतत रोग विशेषज्ञ

आरोग्य सुपर स्पेशलिटी मॉडर्न होमि
कम्प्लिट, परमानेंट, ईजी, सेफ, फास्ट एण्ड कॉस्ट इफे
 102, प्रथम मंजिल, कृष्णा टॉवर, बयोस्कैल हॉस्पिटल के सामने, जंजीरवासा बीराहा, न्यू
 99075 27914 संपर्क : 0731-4977076, 79999 78834
 www.homoeopathyindore.in, www.aarogyahomoeopathyindore.com Email : aravi@

medanta
 20111100070

PATIENT: **MS. MAHAK SHIVANKAR**
 SEX: **F**
 AGE: **21Y / FEMALE**
 HOSPITAL: **987751717**
 PHOTOS: **SAMPLE**
 CONSULTANT: **Self**

SHIPPED WITH MEDICINE AND VIALS

C-REACTIVE PROTEIN
SPECIMEN SERUM
 NAME OF TEST: **C-REACTIVE PROTEIN**
 RESULT VALUE: **113.3**
 UNIT: **mg/L**
 REF. RANGE: **0.00 - 10.00**

Result Method: **Immunoturbidimetry**

ALKALINE PHOSPHATASE
SPECIMEN SERUM
 NAME OF TEST: **ALKALINE PHOSPHATASE**
 RESULT VALUE: **11**
 UNIT: **U/L**
 REF. RANGE: **39.00 - 125.00**

Result Method: **IFCC PIP AMP Buffer**

ID: 38222 Collection: 09/02/2019 11:20 AM Client Name: **KANVI**
 Name: **MS. MAHAK SHIVANKAR** Received: 09/02/2019 11:34 AM DIAGNOSTIC - INDIA
 DOB/Age: 21 years Reported: 09/02/2019 11:25 PM Client Address: **Indore**
 Gender: **Female** Ref. Doctor: **SELF**

Test Description	Value(s)	Unit(s)	Reference Range
SERBIOLOGY			
C-Reactive Protein, CRP (Quantitative)			
CRP Quantitative	113.3	mg/L	0-8

"END OF REPORT"

Dr. Arav Choudhary
 Dr. Anmol Mishra

SODANI DIAGNOSTIC CLINIC
 20111100070

Name: **MAHAK SHIVANKAR** Visit No: **110118870**
 Age / Sex: **21 Years / F** Complaint: **NA**
 Ref. Dr.: **Dr. Deekha Ashish Kheramkoti** Prior Date: **19/02/2019**

ANA by IFA Positive
 Pattern: **Speckled and Cytoplasmic**
 Grade: **++**

ID: 38222 Collection: 09/02/2019 11:20 AM Client Name: **KANVI**
 Name: **MS. MAHAK SHIVANKAR** Received: 09/02/2019 11:34 AM DIAGNOSTIC - INDIA
 DOB/Age: 21 years Reported: 09/02/2019 11:25 PM Client Address: **Indore**
 Gender: **Female** Ref. Doctor: **SELF**

Test Description	Value(s)	Unit(s)	Reference Range
MICROBIOLOGY			
Anti Nuclear Antibody (ANA)			
Anti Nuclear Antibody by IFA	NEGATIVE		NEGATIVE
Sensitivity (%)	100		
Interpretation Guidelines (Sample screening criteria - 1:100)			
Negative: No immunofluorescence			
+ Weak Positive (1:100)			
++ Medium Positive (1:200)			

Fibromyalgia

Also called: fibrositis

Overview

Symptoms

Treatments

New

Widespread muscle pain and tenderness.

Fibromyalgia is often accompanied by fatigue and

डॉ. आनंद सिंह (एम.बी.बी.एस.)
 एम.बी.बी.एस. डॉक्टर, आर्य समाज, 102, ब्रह्म चौक, मुंबई, महाराष्ट्र।
आरोग्य सुपर स्पेशलिटी माईन होमियोपैथी
 कम्प्लिट, परमानेंट, ईजी, वेक, कस्ट एण्ड कॉस्ट इफेक्टिव
 102, ब्रह्म चौक, मुंबई, महाराष्ट्र के सबसे, सबसे बड़े और सबसे अच्छे डॉक्टर।
 99075 23344 (मोबा) | 0731-4877076, 70000 70004
 www.homeopathycare.in, www.aarogyahomeopathyindore.com | Email: arpschennai@gmail.com



before treatment



after modern homeopathy treatment



before treatment



मॉडर्न होम्योपैथी

Mrs. Saroj Singh
Mr. Mahendra Singh

Dr. Arpit Chopra (Jain) **AAROGYA SUPERSPECIALITY MODERN HOMEOPATHY CLINIC**
MD MB BS (HOMEO) DPHM
Complete, Safe, Fast & Cost-Effective Modern Homeopathy Cured With Advanced Lifestyle
Senior of Super Speciality Modern Homeopathy Phone : 0731-4977076, Mobile : 97130-92737, 97130-37737, 79999-78894, For Whatsapp, 99075-27914

Fibromyalgia

Also called: fibrositis

- Overview
- Symptoms
- Treatments
- News

Widespread muscle pain and tenderness.

Fibromyalgia is often accompanied by fatigue and



सोरायसिस का सफल इलाज

मॉडर्न होम्योपैथी में



PSORIASIS SEVERE TROUBLE
सोरायसिस का सफल इलाज



क्रोनिक एक्जिमा
Success Story -120
48 वर्ष पुराना
100% सफलता
Dr. Arpit Chopra Jain
MD Homoeopathy
Critical & Surgical
15:57

सोरायसिस
सबसेस स्टोरी - 23
15 वर्ष पुराना
100% सफलता
मॉडर्न होम्योपैथी द्वारा
0:39

सोरायसिस
सबसेस स्टोरी - 35
25 वर्ष पुराना
100% सफलता
मॉडर्न होम्योपैथी द्वारा
0:21

आरोग्य सुपर स्पेशलिटी मॉडर्न होम्योपैथिक क्लिनिक
आर्य समाज, दिल्ली
• बिहार • मध्य प्रदेश • गुजरात में संबन्धित एवं नए • सभी शरीरों का उपचार • जीवन भर प्रभावी •
• प्राण विधिवत जीवन शैली • अति उपयुक्त शैली • अतिव्यक्त शरीर को स्वस्थ शरीर की संरचना में बदलने में सक्षम
• प्रत्येक रोग के उपचार की शक्ति शरीर की शक्ति है।
• 12 भाषाओं में डॉक्टर, प्रमुख शैली, अत्यंत अतिव्यक्त के उपचार, अतिव्यक्त शरीर, नए, प्रभावी, शरीर का रोग •
• डॉ. अ. 011-26102100, 011-26102101, 011-26102102, 011-26102103, 011-26102104, 011-26102105
www.homoeopathy.com, www.homoeopathy.com/india/india.html Email: arpit@arpitjain.com
• Dr. Arpit Chopra's super specialty modern homoeopathy, http://www.arpitjain.com/011-26102100

सोरायसिस
सबसेस स्टोरी - 24
15 वर्ष पुराना
100% सफलता
मॉडर्न होम्योपैथी द्वारा
0:30

सोरायसिस
सबसेस स्टोरी - 65
4 वर्ष पुराना
100% सफलता
मॉडर्न होम्योपैथी द्वारा
0:34



सोरायसिस
सबसेस स्टोरी - 25
6 वर्ष पुराना
100% सफलता
मॉडर्न होम्योपैथी द्वारा
1:20

सोरायसिस
सबसेस स्टोरी - 47
4 वर्ष पुराना
100% सफलता
मॉडर्न होम्योपैथी द्वारा
2:50

सबसेस स्टोरी - 20:45

सोरायसिस
डिजीज का उपचार
100% सफलता
सबसेस स्टोरी के साथ
मॉडर्न होम्योपैथी द्वारा
18:36


सोरायसिस
सबसेस स्टोरी - 55
2 वर्ष पुराना
100% सफलता
मॉडर्न होम्योपैथी द्वारा
1:02

सबसेस स्टोरी - 21:08

सबसेस स्टोरी - 19:24

सबसेस स्टोरी - 18:40

32:01



Ulcerative colitis

Also called: UC, colitis ulcerosa

Overview

Symptoms

Treatments

A chronic, inflammatory bowel disease that causes inflammation in the digestive tract.

Ulcerative colitis is usually only in the innermost lining of the large intestine (colon) and rectum. Forms range from mild to severe. Having ulcerative colitis puts a patient at increased risk of developing colon cancer.

Common

More than 1 million cases per year (India)

कैंसर, किडनी फेलियर, अस्पताल में गंभीर रूप से भर्ती मरिजों का उपचार, कोमा, शल्य चिकित्सा योग्य रोग, ऑटो इम्यून रोग, जीवनभर दवाई लेने वाले रोगों की रोकथाम एवं 300 प्रकार के असाध्य जटिल रोगों की चिकित्सा।



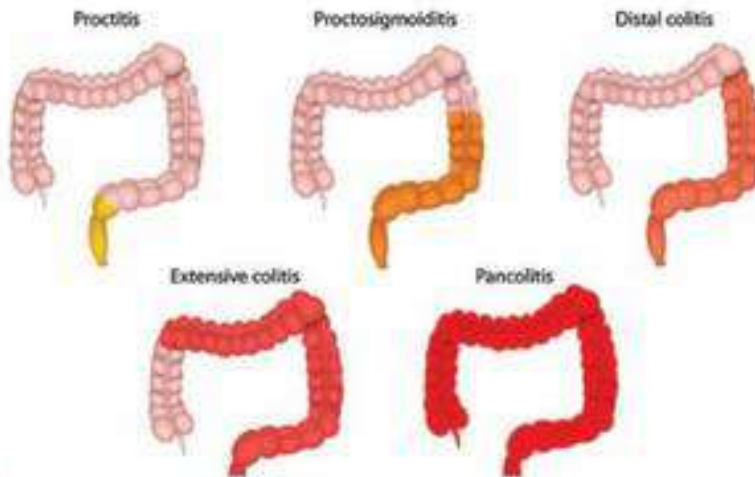
आरोग्य सुपर स्पेशलिटी माडर्न होमियोपैथी

कम्प्लिट, परमानेंट, इन्जी, सेफ, फास्ट एण्ड कॉस्ट इफेक्टिव

102, प्रथम मंजिल, कृष्णा टॉवर, क्योरस्पेस इन्डिया के सामने, जंजीरवाला बीरहाट, न्यू पलासिया, इन्दौर म.प्र.

99075 27914, 0731-4877076, 79999 78894

TYPES OF ULCERATIVE COLITIS



माडर्न होम्योपैथी

SHANTA PORWAL
RATLAM (M.P.)

Dr. Arpit Chopra (Jain)
JAIN HOMEOPATHY
DIRECTOR & SENIOR HOMEOPATHY SPECIALIST
Master of Super Speciality Homeopathy

AARDHYA SUPERSPECIALITY MODERN HOMEOPATHY CLINIC
Complete, Safe, Fast & Cost-Effective Modern Homeopathy Cured With Advanced Lifestyle
Phone: 0731-4877076, Mobile: 97130-82737, 97130-37737, 79999-78894, For Whatsapp: 99075-27914

कैंसर, किडनी फेलियर, अस्पताल में गंभीर रूप से
भर्ती मरिजों का उपचार, कोमा, शल्य चिकित्सा योग्य रोग,
ऑटो इम्यून रोग, जीवनभर दवाई लेने वाले रोगों की रोकथाम एवं
300 प्रकार के असाध्य जटिल रोगों की चिकित्सा।



डॉ. अर्पित चौपड़ा (जैन)
एम. बी. होम्योपैथी
जटिल, असाध्य एवं
शल्य रोग विशेषज्ञ

आरोग्य सुपर स्पेशलिटी मॉडर्न होमियोपैथी

कम्पलिट, परमानेन्ट, ईजी, सेफ, फास्ट एण्ड कॉस्ट इफैक्टिव

102, प्रथम मंजिल, कृष्णा टॉवर, क्योरवेल हॉस्पिटल के सामने, जंजीरवाला चौराहा, न्यू पलासिया, इन्दौर म.प्र.

📞 99075 27914 संपर्क : 0731-4977076, 79999 78894

www.homoeopathy cure.in. www.aarogvahomoeopathyindore.com Email : arpitchopra23@gmail.com

सोरायसिस हुआ ठीक



Psoriasis

Overview

Symptoms

Treatments


A condition in which skin cells build up and form scales and itchy, dry patches.

Psoriasis is thought to be an immune system problem. Triggers include infections, stress and cc

Very common

More than 10 million cases per year (India)

- 🏠 Treatment can help, but this condition can't be cured
- 📅 Requires a medical diagnosis
- 🩺 Lab tests or imaging rarely required
- 🕒 Chronic: can last for years or be lifelong



Commonly associated overlap syndromes include rheumatoid arthritis, lupus, scleroderma, and myositis.

आप जिनके साथ अपने आरोग्य विशेषज्ञ, एंथ्रोपैथोलॉजिस्ट एंथ्रोपैथोलॉजिस्ट हैं। आप उनसे बात करेंगे, जो आपको अपने आरोग्य विशेषज्ञ से बात करेंगे, जो आपको अपने आरोग्य विशेषज्ञ से बात करेंगे।

Handwritten notes on a piece of paper, including the word "Pain" and some symbols.



Rheumatoid Arthritis & SLE of 18 years Overlap syndrome - video by ...

Arthritis
CHRONIC PROBLEM CURED WITH SLE POSITIVE
 डॉ. अरपि चोप्रा जैन का सफल इलाज
सक्सेस 0:48
 डॉ. अरपि चोप्रा जैन (MD Homoeopathy, Critical & Surgical Case Specialist)



Overlap syndromes are inflammatory rheumatic conditions in which patients have clinical manifestations suggestive of multiple distinct immune diseases. The diseases most commonly involved in overlap syndromes include rheumatoid arthritis, lupus, scleroderma and myositis.

डॉ. अरपि चोप्रा जैन, अरुणाचल प्रदेश में अपने काम में सफल रहने का कारण, आप, हमें विश्वास दान देते हैं, और हमें यह पता चलता है कि आपने जो इलाज प्राप्त किया है, वह 200 साल के अलग-अलग तरीकों से है।
आरोग्य सुख (आरोग्य) आरोग्य (आरोग्य)
 डॉ. अरपि चोप्रा जैन, अरुणाचल प्रदेश में अपने काम में सफल रहने का कारण, आप, हमें विश्वास दान देते हैं, और हमें यह पता चलता है कि आपने जो इलाज प्राप्त किया है, वह 200 साल के अलग-अलग तरीकों से है।

Medical report from Meoanta Hospital. It includes a table with columns for 'Checked Value' and 'Expected Reference Interval'. The 'RHEUMATOID FACTOR' is listed as 'NEGATIVE'. The text 'before Treatment' is written in red across the bottom of the report.

Medical report from BANSAL DIAGNOSTIC CENTRE. It includes a table with columns for 'Checked Value' and 'Expected Reference Interval'. The 'RHEUMATOID FACTOR' is listed as 'NEGATIVE'. The text 'After Dr Arpit Chopra Jain Aarogya Modern Homoeopathy Treatment' is written in blue across the bottom of the report.

Lupus

Also called: SLE, systemic lupus erythematosus

Overview Symptoms Treatments

An inflammatory disease caused when the immune system attacks its own tissues.

Lupus (SLE) can affect the joints, skin, kidneys, blood cells, brain, heart and lungs.

Common

More than 1 million cases per year (India)

Treatment can help, but this condition can't be cured

LUPUS

CAN AFFECT:

- Autoimmune disease
- Commonly diagnosed between age 15 and 44
- 90% of patients are women
- Black people have a higher risk
- Treated by a rheumatologist
- Most people test positive to an ANA blood test

मॉडर्न होम्योपैथी

Dr.Arpit Chopra (Jain) **AAROGYA SUPERSPECIALITY MODERN HOMEOPATHY CLINIC**
 (MD) HOMEOPATHY
 CRITICAL & SURGICAL DISEASES SPECIALIST
 Inventor Of Super Speciality Modern Homeopathy
 Complete, Safe, Fast & Cost-Effective Modern Homeopathy Cured With Advanced Lifestyle
 Phone : 0731-4977076, Mobile : 97130-92737, 97130-37737, 79999-78894, For Whatsapp, 99075-27914

आरोग्य सुपर स्पेशलिटी मॉडर्न होम्योपैथिक क्लिनिक

कन्सल्टेंट • फलसोफ • इन्टी • सेफ • फास्ट एंड कोस्ट इफेक्टिव

डॉ. अर्पित चौधरी
 (MD) HOMEOPATHY
 CRITICAL & SURGICAL DISEASES SPECIALIST
 Inventor Of Super Speciality Modern Homeopathy

• वैलर • फिट-11 फेडीलर • जलपान में गोबूद जल से • भारी भरकाने का उपचार • कोमा
 • शल्य विधिजन्य रोगों में • अर्धे ड्रग्स रोग • जीवनरत दवाई लेने वाले रोगी की रोकथाम
 एवं 200 प्रकार के अत्यंत जटिल रोगों की विधिजन्य ।

102, 104, प्रथम मंडल, कृष्ण टॉवर, नवोदय इन्डियन के जलने, जंजीरवाला रोड, न्यू पल्लिका, इन्डौर (म.प्र.)
 फोन : 0731-4977076, मो. : 97130-92737, 97130-37737, 79999-78894, 99075-27914
 www.homeopathyours.in, www.aarogyaahomeopathyindore.com Email : arpitchohra23@gmail.com
 dr arpit chopra's super speciality modern homeopathic, https://g.page/CaRz3neBZQK8BA



केसर, किडनी फेलियर, अस्पताल में गंभीर रूप से भर्ती मरिजों का उपचार, कोमा, शल्य चिकित्सा योग्य रोग, ऑटो इम्यून रोग, जीवनभर दवाई लेने वाले रोगों की रोकथाम एवं 300 प्रकार के असाध्य जटिल रोगों की चिकित्सा।

आरोग्य सुपर स्पेशलिटी माडर्न होमियोपेथी
कम्पलिट, परमानेन्ट, इंजी, सेफ, फास्ट एण्ड कॉस्ट इफेक्टिव

102, प्रथम मंजिल, कृष्णा टॉवर, बयोस्वेल हॉस्पिटल के सामने, जंजीरवाला बीराहा, न्यू पलासिया, इन्दौर म.प्र.
📞 99076 27914. संपर्क : 0731-4977076, 79909 78994

Arthritis

Also called: joint inflammation

- Overview
- Symptoms
- Treatments

Inflammation of one or more joints, causing pain and stiffness that can worsen with age.

Different types of arthritis exist, each with different causes including wear and tear, infections and underlying diseases.

Very common

More than 10 million cases per year (India)

- 🩹 Treatment can help, but this condition can't be cured
- 📅 Requires a medical diagnosis
- 🔬 Lab tests or imaging often required
- 🕒 Chronic: can last for years or be lifelong

Saloki Bai



माडर्न होम्योपेथी

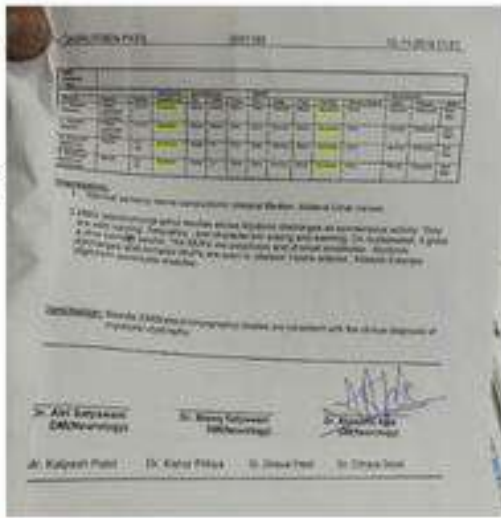
आरोग्य

Lalit

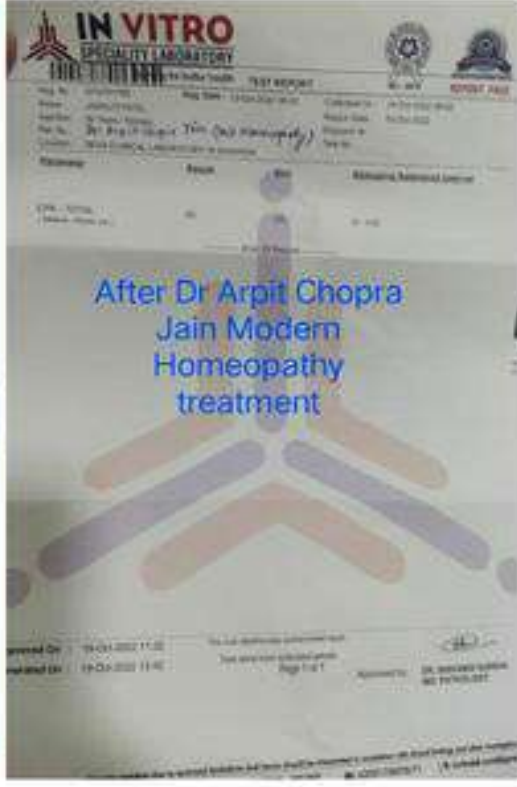
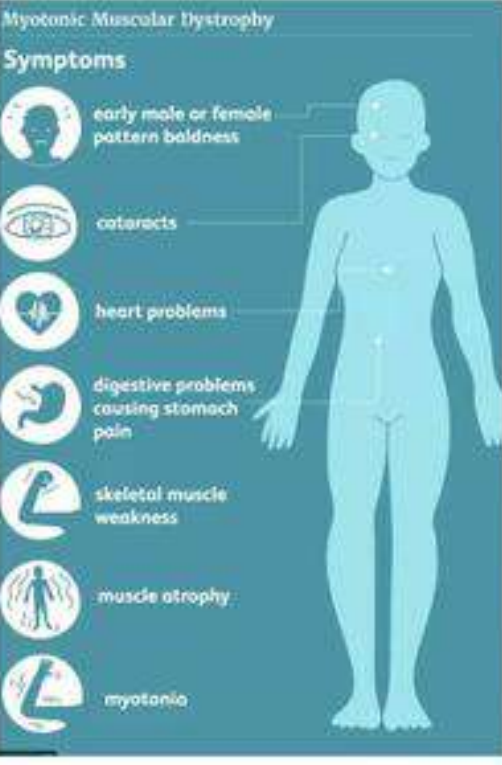
Dr. Arpit Chopra (Jain) MD, HOMEOPATHY
जैन, एम.डी. होम्योपैथी
जटिल, असाध्य एवं
साध्य रोग विशेषज्ञ

AAROGYA SUPERSPECIALITY MODERN HOMEOPATHY CLINIC
Complete, Safe, Fast & Cost-Effective Modern Homeopathy Cured With Advanced Lifestyle
Phone: 0731-4977076, Mobile: 97130-92737, 97130-97737, 79909-78994. For WhatsApp: 99076-27914

Myotonic muscular dystrophy (M) , which is sometimes called myotonic dystrophy, is a type of muscular dystrophy. It is estimated that the condition affects about one in 8,000 people worldwide. There are two types of myotonic muscular dystrophy, described as type 1 (DM 1) and type 2 (DM 2). DM 1 is also called Steinert's disease.



40 Myotonic Dystrophy
 -> weakness in both LL & UL
 -> Difficulty in opening fingers
 -> B/L Swelling in ankle Joint
 -> wedding gait
 -> Loss of control in Micturition
 -> Backache Extending LL
 -> Toothache





Very common

More than 10 million cases per year (India)

- 6 Treatment can help, but this condition can't be cured
- 8 Requires a medical diagnosis

डॉ. अंशु शर्मा (एम.बी.बी.एस.)
एम.बी.बी.एस. (एम.डी.)
एम.डी. (एम.डी.)
एम.डी. (एम.डी.)

आरोग्य सुपर स्पेशलिटी माईन होमिओपैथिक क्लिनिक
कम्प्यूटरी, परमाणु, ई-सी, सेफ, फास्ट एचडी डॉक्टर

102, प्रथम मंजिल, मूल्या टॉवर, इन्फोसिस हॉस्पिटल के समीप, बसोबास कोटा, मुंबई
☎ 99275 27914 | ✉ ईमेल : 021-437070, 7000 7000
www.homoeopathy.com, www.aarogyasuperpatlyndora.com | Email : arpa





Permanent Cure For Eczema | एक्जिमा का होम्योपैथिक इलाज | Dr. Arpit Chopra J...



Muscular dystrophy

Also called: MD



ABOUT

SYMPTOMS

TREATMENTS

A group of genetic diseases that cause progressive weakness and loss of muscle mass.

TEST REPORT

Master: AHAN TAHIR SHEIKH
PID NO: P31170076973
Age: 8 Year(s) Sex: Male

Reference:
Sample Collected At:
MEDILAB
21, NAGAR NIGAM MARKET AZAD
NAGAR INDORE M.P. 452001, Mob:
9926012272, 9669812272
Zone: Z0001452001

VID: 3117017787
Registered On:
31/03/2018 03:58 PM
Collected On:
31/03/2018
Reported On:
31/03/2018 10:24 PM

Investigation	Observed Value	Unit	Biological Reference Interval
CPK-Creatinine Phospho Kinase (Serum,Reduction of NTB to form Difomazen Dye)	10958	U/L	31-152

Medical Remarks: Rechecked with dilution

Interpretation : The major sources of CPK activity are skeletal muscle, myocardium & brain. CPK levels are useful for diagnosing and monitoring of myocardial infraction (MI) and myopathies such as progressive Duchenne muscular dystrophy.Exercise and muscle trauma can elevate CPK values. Presence of Macro CK may elevate CPK levels.

-- End of Report --

TEST REPORT

Master: AHAN TAHIR SHEIKH
PID NO: P31180006918
Age: 8 Year(s) Sex: Male

Reference:
Sample Collected At:
MEDILAB
21, NAGAR NIGAM MARKET AZAD
NAGAR INDORE M.P. 452001, Mob:
9926012272, 9669812272
Zone: Z0001452001

VID: 31180106991
Registered On:
01/05/2018 03:33 PM
Collected On:
01/05/2018
Reported On:
01/05/2018 05:43 PM

Investigation	Observed Value	Unit	Biological Reference Interval
CPK-Creatinine Phospho Kinase (Serum,Reduction of NTB to form Difomazen Dye)	8876	U/L	31-152

Medical Remarks: Result rechecked in dilution

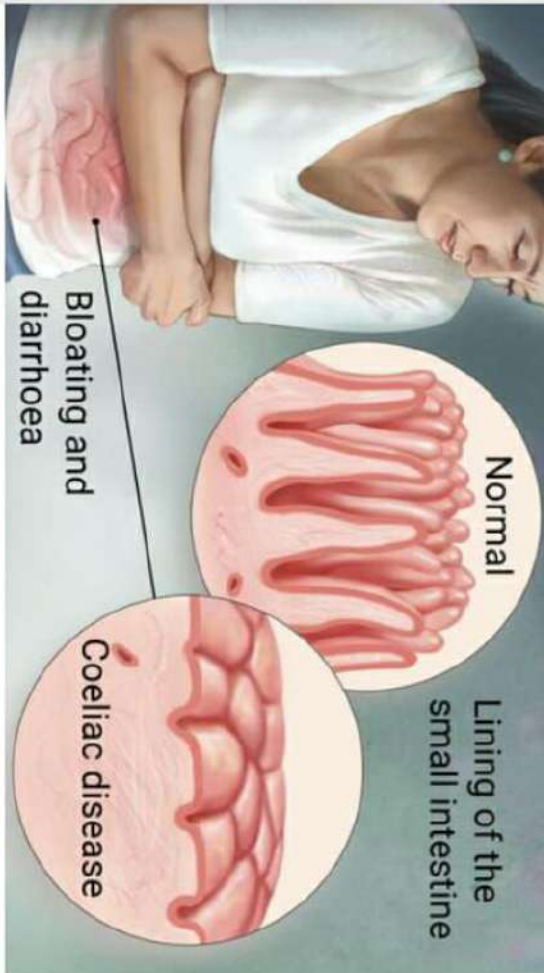
Interpretation : The major sources of CPK activity are skeletal muscle, myocardium & brain. CPK levels are useful for diagnosing and monitoring of myocardial infraction (MI) and myopathies such as progressive Duchenne muscular dystrophy.Exercise and muscle trauma can elevate CPK values. Presence of Macro CK may elevate CPK levels.

Celiac disease

ABOUT

SYMPTOMS

TREATMENTS



An immune reaction to eating gluten, a protein found in wheat, barley and rye.

Common

More than 1 million cases per year (India)

Treatment can help, but this condition can't be cured

Requires a medical diagnosis

Lab tests or imaging often required

Central lab
Central India's First and Largest Super-specialty reference laboratory
For Free Home Collection, call - 786-99999-37

CHAIRITABLE CENTER -CC111

Name: (DUE -980) BABY VIBHI SEKSARIA Age: 7 Years Sex: Female
Referred By: Dr ASHISH BATHAM Received On: 07-Aug-2017 09:19
Drawn On: 07-Aug-2017 09:15 Report Date: 10-Aug-2017 18:58
Accession No.: 1708102976

Parameter	Result	Unit	Biological Reference Interval
tTG-Tissue transglutaminase-IgA by E.I.A.			
tTG-Tissue transglutaminase-IgA by E.I.A.	0.875 (POSITIVE) CUT OFF 0.487	RATIO	

Central lab
Central India's First and Largest Super-specialty reference laboratory
For Free Home Collection, call - 786-99999-37

CHAIRITABLE CENTER -CC111

Name: BABY VIBHI SEKSARIA Age: 7 Years Sex: Female
Referred By: Dr ASHISH BATHAM Received On: 24-Jul-2017 14:35
Drawn On: 24-Jul-2017 14:37 Report Date: 31-Jul-2017 11:58
Accession No.: 1767112650

Parameter	Result	Unit	Biological Reference Interval
C - REACTIVE PROTEIN (QUANTITATIVE)			
C - REACTIVE PROTEIN (QUANTITATIVE)	1.45 ↑↑	mg/dL	0.0 - 1.0

Central lab
Central India's First and Largest Super-specialty reference laboratory
For Feedback / Home Collection Call 786-99999-37 / 33

Charitable Centre - CC111

Name: VIBHI SEKSARIYA Age: 8 Years Sex: Female
Referred By: DR. ARPIT CHOPRA Received On: 29-Apr-2018 10:20
Drawn On: 29-Apr-2018 10:17 Print Date: 04-May-2018 10:40
Accession No.: 1804121632


Parameter	Result	Unit	Biological Reference Interval
tTG-Tissue transglutaminase-IgA by E.I.A.			
tTG-Tissue transglutaminase-IgA by E.I.A.	0.671 (POSITIVE) CUT OFF 0.573	RATIO	

Charitable Centre - CC111

Name: VIBHI SEKSARIYA Age: 8 Years Sex: Female
Referred By: DR. ARPIT CHOPRA Received On: 29-Apr-2018 10:20
Drawn On: 29-Apr-2018 10:17 Print Date: 04-May-2018 10:40
Accession No.: 1804121632

Parameter	Result	Unit	Biological Reference Interval
C - REACTIVE PROTEIN (QUANTITATIVE)			
C - REACTIVE PROTEIN (QUANTITATIVE)	0.64 ↓	mg/dL	0.0 - 1.0



 31170160411
Mr. ARPIT SHAH
 PID NO: P31170059907
 Age: 23 Year(s) Sex: Male
Reference: Dr.ARPIT CHOPRA
 Sample Collected At:
 NIRVIGHN DISGNOSTIC
 C/O NIRVIGHN DISGNOSTIC, 102
 KRISHNA TOWER, OPP CUREWELL
 HOSPITAL, JANJEERWALA
 SQUARE, NEW PALASIYA, INDORE MP.
VID: 31170160
 Regi 16/01/2018
 Cc 16/01/2018
 Re 17/01/2018


Investigation	Observed Value	Unit	Biological Referen
HIV-DUO (IV th Generation test) (Serum,ECLIA)	Reactive(532.4)	S/CO	Non Reactive: < 0.9 Boderline: 0.9-1.0 Reactive: >= 1.0

Medical Remarks: HIV rechecked with two different method.

Test Description : The HIV Ag/Ab Combo(HIV DUO) assay is a Screening test for simultaneous qualitative detection of antigen and antibodies to HIV type 1 and/or 2 in human serum or plasma. However, the HIV Ag/Ab Combo result does not distinguish between the detection of HIV p24 antigen, HIV-1 antibody, or HIV-2 antibody separately.

Test Interpretation :

- Non Reactive results may not rule-out acute or early HIV infection in the window period. If acute HIV-1 infection is suspected, detection of HIV-1 RNA or HIV proviral is recommended.
- Reactive results suggest possibility of preliminary infection with HIV-1 and/or HIV-2. All reactive samples should be by submitting a second serum specimen for repeat testing with screening & supplemental or confirmatory HIV test serology-HIV 1 & 2 western blot or molecular- HIV 1 & 2 PCR).
- For the received samples, it is presumed that patient counseling is done at referring centre or by referring physici


 31170173438
Mr. ARPIT SHAH
 PID NO: P31170072692
 Age: 23 Year(s) Sex: Male
Reference: Dr.ARPIT CHOPRA
 Sample Collected At:
 NIRVIGHN DISGNOSTIC
 C/O NIRVIGHN DISGNOSTIC, 102
 KRISHNA TOWER, OPP CUREWELL
 HOSPITAL, JANJEERWALA
 SQUARE, NEW PALASIYA, INDORE MP.
VID: 31170173
 Regi 14/03/2018
 Cc 14/03/2018
 Re 15/03/2018

Investigation	Observed Value	Unit	Biological Referen
HIV-DUO (IV th Generation test) (Serum,ECLIA)	Reactive(362.0)	S/CO	Non Reactive: < 0.9 Boderline: 0.9-1.0 Reactive: >= 1.0

Test Description : The HIV Ag/Ab Combo(HIV DUO) assay is a Screening test for simultaneous qualitative detection of antigen and antibodies to HIV type 1 and/or 2 in human serum or plasma. However, the HIV Ag/Ab Combo result does not distinguish between the detection of HIV p24 antigen, HIV-1 antibody, or HIV-2 antibody separately.

Test Interpretation :

- Non Reactive results may not rule-out acute or early HIV infection in the window period. If acute HIV-1 infection is suspected, detection of HIV-1 RNA or HIV proviral is recommended.
- Reactive results suggest possibility of preliminary infection with HIV-1 and/or HIV-2. All reactive samples should be by submitting a second serum specimen for repeat testing with screening & supplemental or confirmatory HIV test serology-HIV 1 & 2 western blot or molecular- HIV 1 & 2 PCR).

 31180108226
ARPIT SHAH
 PID NO: P31180008146
 Age: 23 Year(s) Sex: Male
Reference: Dr.ARPIT CHOPRA
 Sample Collected At:
 NIRVIGHN DISGNOSTIC
 C/O NIRVIGHN DISGNOSTIC, 102
 KRISHNA TOWER, OPP CUREWELL
 HOSPITAL, JANJEERWALA
 SQUARE, NEW PALASIYA, INDORE MP.
VID: 31180108226
 Registered On:
 06/05/2018 02:01 PM
 Collected On:
 06/05/2018
 Reported On:
 07/05/2018 12:37 PM

Investigation	Observed Value	Unit	Biological Reference Interval
HIV-DUO (IV th Generation test) (Serum,ECLIA)	Reactive(334.6)	S/CO	Non Reactive: < 0.9 Boderline: 0.9-1.0 Reactive: >= 1.0

Medical Remarks: Result rechecked with three different methods.

Handwritten note: Jkkk Han prior level

Ankylosing spondylitis

Also called: Bechterew's disease



ABOUT

SYMPTOMS

TREATMENTS



An inflammatory arthritis affecting the spine and large joints.

Common

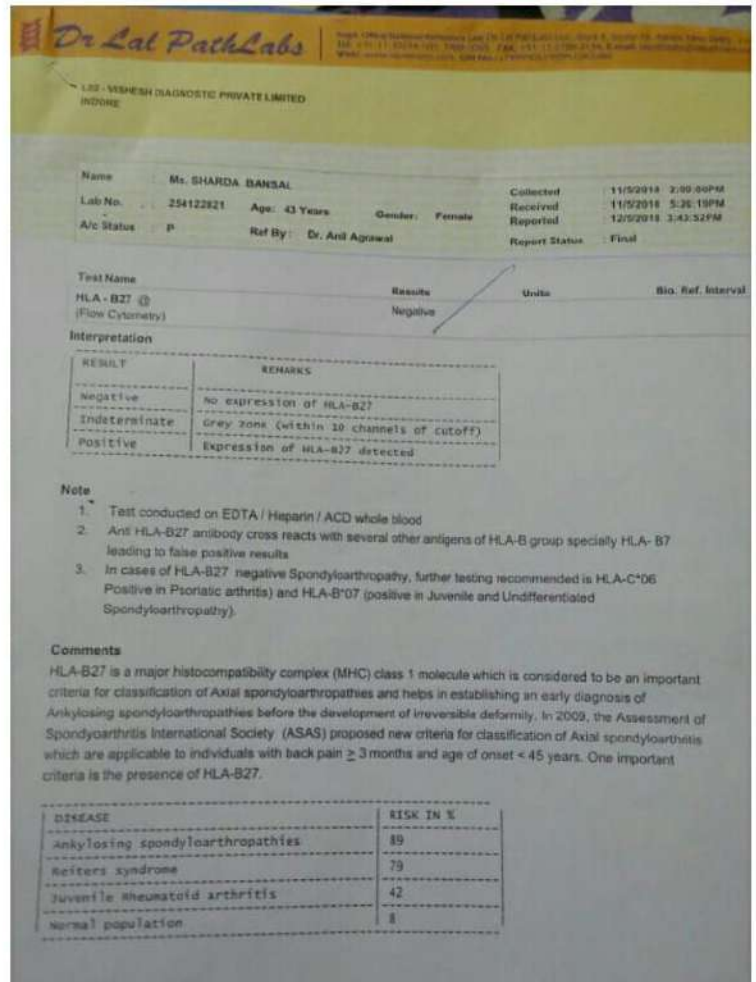
More than 1 million cases per year (India)



Treatable by a medical professional

Can ankylosing spondylitis cured?

"There's no cure for ankylosing spondylitis but treatment is available to help relieve the symptoms. Treatment can also help delay prevent the process of the spine joining up (fusing) and stiffening. In most cases treatment involves a combination of exercise."



Rheumatoid arthritis

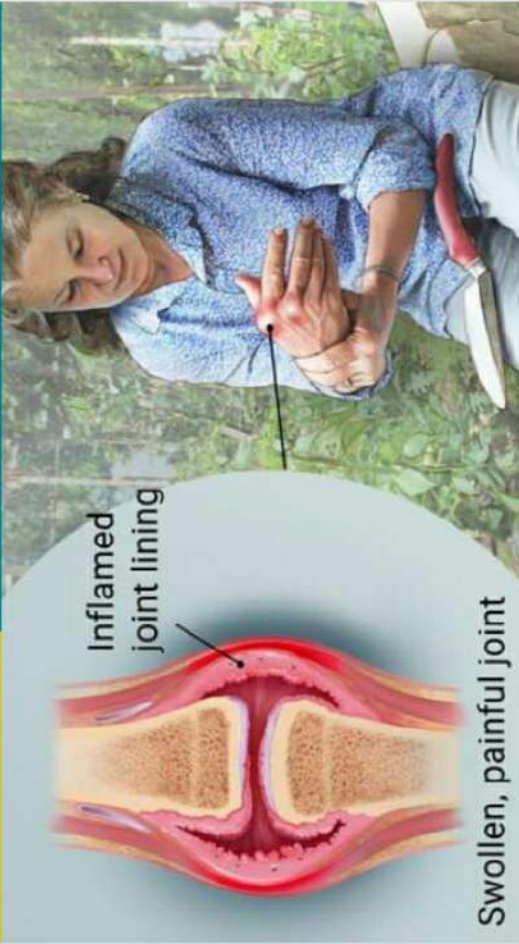
Also called: RA



ABOUT

SYMPTOMS

TREATMENTS



A chronic inflammatory disorder affecting many joints, including those in the hands and feet.

Common

More than 1 million cases per year (India)



Treatment can help, but this condition can't be cured



Requires a medical diagnosis



Lab tests or imaging always required



Mrs. PRATIBHA CHOUHAN

PID NO: P31170054438
Age: 26 Year(s) Sex: Female

Reference: Dr. ARPIT CHOPRA
Sample Collected At:
NIRVIGHN DIAGNOSTIC
C/O NIRVIGHN DIAGNOSTIC,102
KRISHNA TOWER,OPP CUREWELL
HOSPITAL, JANJEERWALA
SQUARE,NEW PALASIYA,INDORE MP.

VID: 31170154839
Registered On:
17/12/2017 10:09 AM
Collected On:
17/12/2017
Reported On:
17/12/2017 03:57 PM

Investigation	Observed Value	Unit	Biological Reference Interval
RA-Rheumatoid Arthritis-IgM, Serum (Serum Rheumatoid)	669.90	IU/mL	Non-reactive: < 18

- Interpretation:**
- The detection of rheumatoid factor (RF) is one of the criteria of the American Rheumatism Association (ARA) for the diagnosis of Rheumatoid Arthritis (RA).
 - RFs play an important role in the differential diagnosis between RA and other rheumatic diseases. They also permit prognostic statements with regards to RA.

-- End of Report --

Suhaan
PATHOLOGY LABORATORY

Dr. Ila Kasera
M.D.B.S., D.C.P.
Consulting Pathologist
Reg. No. 4198

FACILITIES:
• PATHOLOGY LABORATORY
• HAEMATOLOGY • HISTOPATH
• BIOCHEMISTRY • ENZYMES
• CULTURE • IMMUNODIAGNOSIS
• COMPLETE HEALTH CHECK-UP
291-EB, Scheme No. 94, Opp. Ushara Bldg Shop,
Near Bombay Hospital Square, INDORE
Mob. 9893385292, 7869916196
Ph. 6731-4965904
Time: 9 am to 9 pm

Patient Name: MRS PRATIBHA
Ref. By: DR A. CHOPADA
Age/Sex: /F
Date: 16-05-2018

RHEUMATOID FACTOR (Latex Agglutination Test)

Dilution Titre	1:1	1:2	1:4	1:8	1:16	1:32	Control	
							+Ve	-Ve
Visible Agglutination	-	-	-	-	-	-	+	-

INTERPRETATION : The Latex Agglutination Test Showing Titre Less Than 1 : 20, hence indicates the Absence of Rheumatoid Factor in patient's serum.





REMARKS : Positive/Negative Autoantibody Reactivities are not by themselves diagnostics and must be correlated with other laboratory and Clinical data.

Ila Kasera
Dr. Ila Kasera
PATHOLOGIST



Common

More than 1 million cases per year (India)

-  Treatment can help, but this condition can't be cured
-  Requires a medical diagnosis
-  Lab tests or imaging always required
-  Chronic: can last for years or be lifelong

In rheumatoid arthritis, the body's immune system attacks its own tissue, including joints. In severe cases, it attacks internal organs.

Rheumatoid arthritis affects joint linings, causing painful swelling. Over long periods of time, the inflammation associated with rheumatoid arthritis can cause bone erosion and joint deformity.

While there's no cure for rheumatoid arthritis, physiotherapy and medication can help slow the disease's progression. Most cases can be managed with a class of medications called anti-rheumatic drugs (DMARDs)

CHL-Laboratory committed to quality

CHL-Medical Center (A Unit of CHL Group of Hospitals)

IPD/OPD : [D000148254]

PATIENT NAME : MRS. SANGEETA JAIN

DOCTOR NAME : SELF

GENDER : FEMALE AGE : 49 Y

SPECIMEN : BLOOD

REG NO. :

SPECIMEN NO. : 180414021

REQUESTED : 14/04/2018 10:54AM

COLLECTED : 14/04/2018 10:58AM

RESULTED : 14/04/2018 11:09AM

VERIFY TIME : 14/04/2018 11:09AM

MOBILE NO. : 9713641263

RA FACTOR

TEST	OBSERVED	BIOLOGICAL REFERENCE RANGE
RA FACTOR By Immunoturbidimetric Assay	> 100.0	IU/ML UP TO 18.0

REMARK (IF ANY):

**** END OF REPORT ****

GUPTA DR. PANKAJ MBBS DCP, DNS, HNAMS
PATHOLOGIST

GOYAL DR. PRANU, MBBS MD,
PATHOLOGIST

Note : This is an electronically authenticated report

(Rv. By : PATHOLOGY CHL., Pr. By : 1156)

Page 1 of 1

Nanatheda, Hosi Phatek Bypass (Mahakal Road), Ujjain (M.P.) Phone : (0734) 662222, 2534000
E-mail : info@chihospitals.com • Website : www.chihospitals.com
• GROUP HOSPITALS AT - INDORE - UJJAIN - RATLAM •

OPD APPOINTMENTS - (0734) 6625121, 6625123

AL - BURHANI LAB

Near Doctor's Colony, Kushalgarh - 327801, Cell : 99500 25204

Patient Name : Mrs. Sangeeta

Referred By : Dr. *

Age / Sex : / F

Date : 27-Apr-2018

Patient Value	Unit	Normal Value
92	mg/dl	70-150
3.5	mg/dl	Male : 3.4 - 7.0 Female : 2.5 - 6.0

Random Blood Glucose (GOD-POD METHOD)

Serum Uric Acid (Pod Method)

R.A. FACTOR

METHOD : R.F. LATEX

RESULT : NON REACTIVE

जीलिन रोग विशेषज्ञ
Reg. No. 14367
Phone: 0731-4972378, 2632737
Mobile: 97130 92737, 97130-37737
79999-78884, 99075 27914
Website: www.homeopathycentre.com

कृष्णा टॉवर, कपारखेत इलेक्ट्रॉनिक्स जंक्शन, न्यू पलासिया, इन्दौर
सुबह 10 से दोप. 3 बजे तक, शाम 5 से 10 बजे तक
रविवार सुबह 11 से दोप. 2 बजे तक
Email: arpit@hops23@gmail.com
anagyanmoderintaromopathy@gmail.com

Name: Neelu dora Age: 43 Sex: F Date: 04/05/18
Address: Indore Mob: _____ Ref. No. 040418

Chronic Rosacea Chronic 1 1/2 yrs
Chronic / Took lot of
Medicine No relief

Ige Level High
ANA (+)
ANA back after 1 month

12/05/18
22/05/18

Takin Salsalre
20mg daily
at night

8 & Lupus Erythematosus
Erythematosus
(ANA +)

CAP ACCREDITED
CERT. NO. H-2010

SRIL LIMITED
PRIME SQUARE BUILDING, PLOT NO 1, GA
ESTATE, S.V. ROAD, GOREGAON (W)
MUMBAI, 400062
MAHARASHTRA, INDIA
Tel : 1-800-222-000, 1-800-102-8282, Fa
CIN : U74899PB1995PLCO45956
Email : connect@sril.in

CLIENT CODE : C000056525
PATIENT'S NAME AND ADDRESS :
NEELU DORA
INDORE

INDIA

PATIENT ID : _____
PATIENT NAME : NEELU DORA
ACCESSION NO : 0007RD002788 AGE : 43 Years SEX : Female DATE OF BIRTH : _____
DRAWN : 13/04/2018 12:36 RECEIVED : 13/04/2018 12:39 REPORTED : 17/04/2018
REFERRING DOCTOR : DR. Sourabh Malviya CLIENT PATIENT ID : _____

Test Report Status	Final	Results	Biological Reference Interval
ANA POSITIVE REFLEX TO ENA PROFILE (ANA BLOT)			
ANTI-NUCLEAR AB-IFA, HEP2, SERUM		POSITIVE	
ANTINUCLEAR ANTIBODIES		POSITIVE	
PRIMARY DILUTION		1:40	
PRIMARY INTENSITY ON IF		1+	
ANA PATTERN		SPECKLED	
ENDPOINT TITRE		1:80	
METHOD : IMMUNOFLOUORESCENT ASSAY - AUTOMATED IFA PROCESSOR			
DSDNA (WITH TITRES)			
DNA		NEGATIVE	
RHEUMATOLOGY PROFILE - 2			
SMITH ANTIBODIES		NEGATIVE (0)	
METHOD : LINE IMMUNOASSAY			
U1 SN/RNP ANTIBODIES		NEGATIVE (0)	
METHOD : LINE IMMUNOASSAY			
SS-A ANTIBODIES		NEGATIVE (0)	
METHOD : LINE IMMUNOASSAY			
CO-52 ANTIBODIES		NEGATIVE (0)	
S-B ANTIBODIES		NEGATIVE (0)	
METHOD : LINE IMMUNOASSAY			
NTI HISTONES ANTIBODIES			
NTI HISTONES ANTIBODIES		NEGATIVE (0)	NOT DETECTED
NTI CENTROMERE ANTIBODIES			
NTI CENTROMERE ANTIBODIES		NEGATIVE (0)	
IS TO EXTRACTABLE NUCLEAR AG: SCL-70			
L-70 IGG ANTIBODIES		NEGATIVE (0)	
SCL ANTIBODIES		NEGATIVE (0)	
S TO EXTRACTABLE NUCLEAR AG: JO-1			
JO-1 ANTIBODIES		NEGATIVE (0)	
METHOD : LINE IMMUNOASSAY			
TO EXTRACTABLE NUCLEAR ANTIGEN (ANA BLOT)			
ANA ANTIBODIES		NEGATIVE (0)	
METHOD : IMMUNOBLOT METHOD			
EOSINOPHIL ANTIBODIES		NEGATIVE (0)	
METHOD : IMMUNOBLOT METHOD			
M2 ANTIBODIES		NEGATIVE (0)	

Lupus
Also called: SLE, systemic lupus erythematosus

ABOUT SYMPTOMS TREATMENTS



Fatigue
Joint pain
Butterfly rash

An inflammatory disease caused when the immune system attacks its own tissues.

Common
More than 1 million cases per year (India)

- Treatment can help, but this condition can't be cured
- Requires a medical diagnosis
- Lab tests or imaging always required
- Chronic: can last for years or be lifelong

DIAGNOSTIC REPORT

CAP ACCREDITED
CERT. NO. H-2010

SRIL LIMITED
PRIME SQUARE BUILDING, PLOT NO 1, GAIWADI INDUSTRIAL
ESTATE, S.V. ROAD, GOREGAON (W)
MUMBAI, 400062
MAHARASHTRA, INDIA
Tel : 1-800-222-000, 1-800-102-8282, Fax : 022 - 67901212
CIN : U74899PB1995PLCO45956
Email : connect@sril.in

CLIENT CODE : C090016730
CLIENT'S NAME AND ADDRESS :
SRIL LIMITED - HOME COLLECTION INDORE
NEAR DM SHANTI BHAWAN CIRCLE, BEHIND INDUSTRY HOUSE,
INDORE 453001
MADHYA PRADESH, INDIA

INDORE 453001
MADHYA PRADESH, INDIA

PATIENT ID : NEEL0704757
PATIENT NAME : NEELU DORA
ACCESSION NO : 0007RF001178 AGE : 45 Years SEX : Female DATE OF BIRTH : _____
DRAWN : 07/06/2018 12:40 RECEIVED : 07/06/2018 12:45 REPORTED : 08/06/2018 14:50
REFERRING DOCTOR : DR. Sourabh Malviya CLIENT PATIENT ID : _____

Test Report Status	Final	Results	Biological Reference Interval	Units
AUTOIMMUNE IFA				
ANTI-NUCLEAR AB-IFA, HEP2, SERUM				
ANTINUCLEAR ANTIBODIES		NEGATIVE	NEGATIVE	

Interpretation(s)
ANTI-NUCLEAR AB-IFA, HEP2, SERUM: This immunofluorescence assay is the Gold standard method for ANA testing. A negative ANA test virtually rules out a diagnosis of Systemic Lupus Erythematosus (SLE) or other autoimmune disease such as Scleroderma, Rheumatoid Arthritis and Sjogren's Syndrome. When correlated with the Clinical History & physical examination, a titer of 1:80 with SLE (Sensitivity < 95 %). Population studies show positive ANA in approximately 1-5% of healthy persons. False positive results for ANA test between 1:80. False negative rate between 1:40-1:160. Repeat ANA test should be done if there is a clinical suspicion of autoimmune disease. (True culture substrate) is more sensitive and specific than ANA carried out by indirect immunofluorescence.

TITRE
TITRE: Titres of greater than or equal to 1:160 are of clinical significance in diagnosis of Collagen Vascular Diseases. Up to 40 % of elderly subjects with chronic rheumatoid arthritis have ANA positivity usually of low titre (1:40 - 1:160).

PATTERNS
The ANA pattern seen on immunofluorescence staining helps in determination of the antibody specificities which need to be confirmed by immunoassay techniques.

The pattern seen in fluorescent substrate:
1+ Positivity = Minimum immunofluorescence of low significance.
2+ Positivity = Weak positive, clinically insignificant.
3+ Positivity = Significant positive, needs clinical correlation.
4+ Positivity = Strong positive, highly suggestive of collagen vascular disease.
A titre estimated from the number reported to treatment.

Muscular dystrophy

Also called: MD



ABOUT

SYMPTOMS

TREATMENTS

A group of genetic diseases that cause progressive weakness and loss of muscle mass.

Rare

Dr. B. Lal
Clinical Laboratory
Serves Best. Serves All

TEST REPORT

Lab Serial No. : 371804000385	Reg. No., Date : 1523366 11-Apr-18 10:29 AM
Patient Name : Mr. JAGVEERSINGH	Sample collection date : 11-Apr-2018 10:38AM
Referred by : Dr. SELF	Sample receipt date : 11-Apr-2018 12:57PM
Age/Gender : 28 YRS / M	Report Date : 11-Apr-2018 02:37PM
Source By :	Report printed on : 11-Apr-2018 04:01PM

CLINICAL-BIOCHEMISTRY

Test Name	Observation	Unit	Biological Ref. interval
CK-CREATINE KINASE			
CK, Serum by IFCC	1278	U/L 37°C	30-200

Kidney correlate clinically.

Remarks:
Creatine kinase plays an important role in muscle contraction and is subject to a number of variations. Serum creatine kinase concentration is elevated in skeletal muscle disorders like muscular dystrophy, polymyositis, malignant hyperthermia, acute trauma of CNS. Children have higher CK concentrations than adults. Creatine kinase elevation begins in 3 to 6 hours and peaks at 24 to 36 hours in myocardial infarction and returns to normal within 3 to 4 days.

*** End of report ***

Dr. B. Lal Gupta
MD Microbiology
Medical Director

Dr. Shailey Garg
Pathologist

Urvashi Agarwal
Biochemist

Dr. B. Lal
Clinical Laboratory
Serves Best. Serves All

TEST REPORT

Lab Serial No. : 371806000456	Reg. No., Date : 1578600 14-Jun-18 02:22 PM
Patient Name : Mr. JAGVEER SINGH	Sample collection date : 14-Jun-2018 03:57PM
Referred by : Dr. SELF	Sample receipt date : 14-Jun-2018 05:17PM
Age/Gender : 27 YRS / M	Report Date : 14-Jun-2018 06:03PM
Source By :	Report printed on : 15-Jun-2018 10:33AM

CLINICAL-BIOCHEMISTRY

Test Name	Observation	Unit	Biological Ref. interval
CK-CREATINE KINASE			
CK, Serum by IFCC	490	U/L 37°C	30-200

Remarks:
Creatine kinase plays an important role in muscle contraction and is subject to a number of variations. Serum creatine kinase concentration is elevated in skeletal muscle disorders like muscular dystrophy, polymyositis, malignant hyperthermia, acute trauma of CNS. Children have higher CK concentrations than adults. Creatine kinase elevation begins in 3 to 6 hours and peaks at 24 to 36 hours in myocardial infarction and returns to normal within 3 to 4 days.

*** End of report ***

B. Lal Gupta
Microbiology
ical Director

Dr. Shailey Garg
Pathologist

Urvashi Agarwal
Biochemist

Rheumatoid arthritis (RA) overview

- ❑ Rheumatoid arthritis is a chronic disease, characterized by periods of disease flares and remissions.
- ❑ The cause of rheumatoid arthritis is not known.
- ❑ In rheumatoid arthritis, multiple joints are usually, but not always, affected in a symmetrical pattern.
- ❑ Rheumatoid arthritis can affect people of all ages.
- ❑ Damage to joints can occur early and does not correlate with the severity of symptoms.
- ❑ The "rheumatoid factor" is an antibody that can be found in the blood of 80% of people with rheumatoid arthritis.



Apollo Hospitals Bilaspur

Seepat Road, Bilaspur-496 006 (C.G.) Ph : 07752-248300 - 06, Fax : 07
 Mob: Nos: 97555-66536 / 50834 / 93801 / 93802
 Regd. Off. No. 19 Bishop Gardens, Raja Annamalaji Puram, Chennai
 CIN : LB5110TN1979PLC008035

MICROBIOLOGY

Patient's Name	MR. R. L. AGRAWAL			Lab No./Ord. No.	
I.P.No./Bil.No.	ACS746594	Age/Sex	M, 78 Year(s)	Registered On	
Referring Doctor	JAYANT KANASKAR			Reported On	
U/HD	DSP-00002184-17	Ward/Bed No.	OP	Specimen	
					RACMB-39-91)
TEST	RESULT				REFER
Rheumatoid factor	18.0 IU/ml				
COMMENTS	Normal Range- 0 - 10.0 IU/ml Method- Immunoturbidometry				

IDUS PATHOLOGY LAB

Help line No. 07652240215

LABORATORY REPORT

Date	18/01/2018	Srl No.	241
Name	Mr. R.L.AGARWAL	Age	81 Yrs.
Ref. By	D.R.A.K.SURIN	Sex	M
Ref. Lab		Accession No.	

Test Name	Value	Unit	Normal Val
SEROLOGY			
R.A FACTOR (QUANTITATIVE)	11.6	IU/ml	0 - 10

INTERPRETATION

ADVANTAGES OF QUANTITATION :
 Exact concentrations of RA Factor facilitate the following:
 • Accurate staging of disease.
 • Precise prognosis and indication of complications.
 • Adjustment of dose for treatment and follow up of treatment.

REMARKS -
 • RA factor has been demonstrated in approximately 80 % of patients with rheumatoid arthritis.
 • False positive results may occur in hepatitis, sarcoidosis, cirrhosis of liver.
 • Sjogren's syndrome, acute bacterial and viral infection.
 • Diagnosis of rheumatoid arthritis should be made in conjunction with complete clinical evaluation.

ALSO AVAILABLE,
ANTI CCP ANTIBODIES

Many early cases of RA, clinical symptoms are milder and nonspecific, and patients will not fulfil ACR classification criteria for RA. Therefore, the detection of a disease-specific autoantibody like anti-CCP could be of great diagnostic and therapeutic importance. Anti-CCP antibodies may be detected in roughly 50-60% of early RA at baseline. The specificity of anti-CCP is around 95-98% as regards undifferentiated forms that do not develop into RA.

ENA SCREEN

This test is for detection of IgG Antibodies to Extractable Nuclear Antigens (ENA). It is capable of detecting all commonly tested for, such as those against Jo-1, Sm, Scl-70, SSA, SSB, and Scl-70. A single test therefore rules out the need for individual testing. ENA SCREEN is therefore a cost effective and quick test for ruling rheumatic process.

Name: 16/07/2018
 Ref. By: Mr. R.L.AGARWAL
 Ref. Lab: DR.ARPIT CHOPRA JAIN

Test Name: R.A FACTOR (QUANTITATIVE)

Srl No.	21
Age	84 Yrs.
Sex	M
Accession No.	
Value	1.2
Unit	IU/ml
Normal Value	0 - 10

INTERPRETATION

SEROLOGY

ADVANTAGES OF QUANTITATION :
 Exact concentrations of RA Factor facilitate the following:
 • Accurate staging of disease.
 • Precise prognosis and indication of complications.
 • Adjustment of dose for treatment and follow up of treatment.

REMARKS -
 • RA factor has been demonstrated in approximately 80 % of patients with rheumatoid arthritis.
 • False positive results may occur in hepatitis, sarcoidosis, cirrhosis of liver.
 • Sjogren's syndrome, acute bacterial and viral infection.
 • Diagnosis of rheumatoid arthritis should be made in conjunction with complete clinical evaluation.

ALSO AVAILABLE,
ANTI CCP ANTIBODIES

Many early cases of RA, clinical symptoms are milder and nonspecific, and patients will not fulfil ACR classification criteria for RA. Therefore, the detection of a disease-specific autoantibody like anti-CCP could be of great diagnostic and therapeutic importance. Anti-CCP antibodies may be detected in roughly 50-60% of early RA at baseline. The specificity of anti-CCP is around 95-98% as regards undifferentiated forms that do not develop into RA.

ENA SCREEN

This test is for detection of IgG Antibodies to Extractable Nuclear Antigens (ENA). It is capable of detecting all commonly tested for, such as those against Jo-1, Sm, Scl-70, SSA, SSB, and Scl-70. A single test therefore rules out the need for individual testing. ENA SCREEN is therefore a cost effective and quick test for ruling rheumatic process.

FOR:
 IDUS DIAGNOSTICS LAB

Muscular dystrophy

Also called: MD

TREATMENTS

SYMPTOMS

ABOUT

A group of genetic diseases that cause progressive weakness and loss of muscle mass.

BHANDARI GROUP OF HOSPITALS
BHANDARI HOSPITAL & RESEARCH CENTRE DIAGNOSTIC DIVISION
A Tradition of Excellence *no room for error*

21-22-23, GF, Scheme No. 54, Opp. Meghdoot Garden, Vijay Nagar, Indore - 452 010 (M.P.)
 Tel.: (0731) 4733333, 4003333, Fax: (0731) 4733554, 2552844, E-mail: bhrc@email.com, Web: www.bhrcindia.com

REPORT

UHD : 2410284 Name : MASTVEDANT SUGANDHI Sr. No. : 5989141
 Reg. No. : OPD-8204909 Age : 4 Y Sample Date : 28/08/18 12:24
 Accession No. : 1036942 Gender : MALE Report Date : 28/08/18 14:08
 Consultant : Dr. HOSPITAL CASE Ward :

Investigation Result Unit
 C.P.K. CPK 8344 lu/L
 Checked By : 1062 DR.SATISH JOSHI

CLINICAL BIOCHEMIST

BHANDARI GROUP OF HOSPITALS
BHANDARI HOSPITAL & RESEARCH CENTRE DIAGNOSTIC DIVISION
A Tradition of Excellence *no room for error*

21-22-23, GF, Scheme No. 54, Opp. Meghdoot Garden, Vijay Nagar, Indore - 452 010 (M.P.)
 Tel.: (0731) 4733333, 4003333, Fax: (0731) 4733554, 2552844, E-mail: bhrc@email.com

REPORT

UHD : 2410284 Name : MASTVEDANT SUGANDHI Sr. No. : 5989141
 Reg. No. : OPD-8204909 Age : 4 Y Sample Date : 28/08/18 12:24
 Accession No. : 1036942 Gender : MALE Report Date : 28/08/18 14:08
 Consultant : Dr. HOSPITAL CASE Ward :

Investigation Result Unit
 C.P.K. CPK 17749 lu/L
 Checked By : 12754 DR.PRINCE LOKWAN

CLINICAL BIOCHEMIST

BHANDARI GROUP OF HOSPITALS
BHANDARI HOSPITAL & RESEARCH CENTRE DIAGNOSTIC DIVISION
A Tradition of Excellence *no room for error*

21-22-23, GF, Scheme No. 54, Opp. Meghdoot Garden, Vijay Nagar, Indore - 452 010 (M.P.)
 Tel.: (0731) 4733333, 4003333, Fax: (0731) 4733554, 2552844, E-mail: bhrc@email.com, Web: www.bhrcindia.com

REPORT

UHD : 2410284 Name : MASTVEDANT SUGANDHI Sr. No. : 5989141
 Reg. No. : OPD-8204909 Age : 4 Y Sample Date : 28/08/18 12:24
 Accession No. : 1036942 Gender : MALE Report Date : 28/08/18 14:08
 Consultant : Dr. HOSPITAL CASE Ward :

Investigation Result Unit
 C.P.K. CPK 11036 lu/L
 Checked By : 1062 DR.SATISH JOSHI

CLINICAL BIOCHEMIST

BHANDARI GROUP OF HOSPITALS
BHANDARI HOSPITAL & RESEARCH CENTRE DIAGNOSTIC DIVISION
A Tradition of Excellence *no room for error*

21-22-23, GF, Scheme No. 54, Opp. Meghdoot Garden, Vijay Nagar, Indore - 452 010 (M.P.)
 Tel.: (0731) 4733333, 4003333, Fax: (0731) 4733554, 2552844, E-mail: bhrc@email.com

REPORT

UHD : 2410284 Name : MASTVEDANT SUGANDHI Sr. No. : 5989141
 Reg. No. : OPD-8204909 Age : 4 Y Sample Date : 28/08/18 12:24
 Accession No. : 1036942 Gender : MALE Report Date : 28/08/18 14:08
 Consultant : Dr. HOSPITAL CASE Ward :

Investigation Result Unit
 C.P.K. CPK 990 lu/L
 Checked By : 1062 DR.SATISH JOSHI

CLINICAL BIOCHEMIST



BHRC/F&F/058/00

BHANDARI GROUP OF HOSPITALS
BHANDARI HOSPITAL & RESEARCH CENTRE DIAGNOSTIC DIVISION
A Tradition of Excellence *no room for error*

21-22-23, GF, Scheme No. 54, Opp. Meghdoot Garden, Vijay Nagar, Indore - 452 010 (M.P.)
 Tel.: (0731) 4733333, 4003333, Fax: (0731) 4733554, 2552844, E-mail: bhrc@email.com, Web.: www.bhrcindia.com

REPORT

BIOCHEMISTRY

UHD : 2410284 Name : MASTVEDANT SUGANDHI Sr. No. : 5989141
 Reg. No. : OPD-8204909 Age : 4 Y Sample Date : 28/08/18 12:24
 Accession No. : 1036942 Gender : MALE Report Date : 28/08/18 14:08
 Consultant : Dr. HOSPITAL CASE Ward :

Investigation	Result	Unit	Bio. Ref. Interval
C.P.K. CPK	8344	lu/L	25 - 200

Checked By : 1062 DR.SATISH JOSHI

CLINICAL BIOCHEMIST

Rheumatoid arthritis (RA) overview

Rheumatoid arthritis is a chronic disease, characterized by periods of disease flares and remissions.

- The cause of rheumatoid arthritis is not known.
- In rheumatoid arthritis, multiple joints are usually, but not always, affected in a symmetrical pattern.
- Rheumatoid arthritis can affect people of all ages.
- Damage to joints can occur early and does not correlate with the severity of symptoms.
- The "rheumatoid factor" is an antibody that can be found in the blood of 80% of people with rheumatoid arthritis.



Apollo Hospitals Bilaspur
 Bilaspur Road, Bilaspur-426 001 (C.P.), Ph: 07732-249000-06, Fax: 07732-249001
 Regd. Off. No. 118795/2015, Regd. Off. No. 182117/2015 (P), Bilaspur
 CEN: 1481107/2015 (P), Bilaspur
MICROBIOLOGY

Project Name: M.R. L. AGRAWAL
 Patient ID No: 42343424
 Referring Doctor: JAYANTI KAVAYAKAR
 Ward/Bed No: -
 Lab No. (Old): -
 Lab No. (New): -
 Requested On: -
 Reported On: -
 Requested On: -
 Reported On: -

TEST **RESULT** **REITER**
 Rheumatoid factor 18.0 IU/ml **NEGATIVE**
 Normal Range: 0 - 10.0 IU/ml
 Method: Immunoturbidimetry

HL-Laboratory
 CHL-Medical Center
 Laboratory for Health Care

Request No.: 18181001
 Requester: LAKSHMI DEEPA
 Consultant: LAKSHMI DEEPA
 Ward: 107
 Patient Name: LAKSHMI DEEPA
 Room No.: 11234234

Specimen No.: 18181001
 Requester: LAKSHMI DEEPA
 Consultant: LAKSHMI DEEPA
 Ward: 107
 Patient Name: LAKSHMI DEEPA
 Room No.: 11234234

Investigation: RA FACTOR

Result: 3.5
 Reference Range: 0 - 10 IU/ml

Method: Immunoturbidimetry

Reported On: 18/07/2018
 Reported By: Dr. S. S. Srinivasan

IDUS PATHOLOGY LAB
 Pathology Laboratory

LABORATORY REPORT

Date: 18/07/2018
 Name: M. R. L. AGRAWAL
 Ref. By: DR. A. K. SURESH
 Age: 41 Yrs
 Sex: M
 Accession No.: 18181001

TEST: RA FACTOR (QUALITATIVE)
 RESULT: NEGATIVE

ADVANTAGES OF IDENTIFICATION:
 - Accuracy of results
 - Precision of results
 - Adjustment of results to patient's condition

REMARKS:
 RA Factor has been demonstrated in 80% of cases of RA. It is a highly sensitive test but its specificity is low. It is a non-specific test and can be positive in many other conditions like Sjogren's syndrome, Scleroderma, etc.

IDUS PATHOLOGY LAB

Name: M. R. L. AGRAWAL
 Ref. By: DR. S. S. SRINIVASAN
 Ref. Lab: DR. S. S. SRINIVASAN
 Test Name: RA FACTOR (QUALITATIVE)
 Value: 3.5
 Reference Range: 0 - 10 IU/ml

INTERPRETATION: NEGATIVE

ADVANTAGES OF IDENTIFICATION:
 - Accuracy of results
 - Precision of results
 - Adjustment of results to patient's condition

REMARKS:
 RA Factor has been demonstrated in 80% of cases of RA. It is a highly sensitive test but its specificity is low. It is a non-specific test and can be positive in many other conditions like Sjogren's syndrome, Scleroderma, etc.

AL - BURHANI Lab
 Near Doctor's Colony, Kavalaghat - 32701, Cell: 9999

Requester Name: Mrs. Sangeeta
 Requested By: Dr. S. S. Srinivasan

Investigation: Rheumatoid Factor (RF)

Result: 3.5
 Reference Range: 0 - 10 IU/ml

Method: Immunoturbidimetry

Reported On: 18/07/2018
 Reported By: Dr. S. S. Srinivasan

Ideal Pathology & Diagnostic Centre
 14-03

NAME: M. R. L. AGRAWAL
 DATE: 18/07/2018
 REF. BY: DR. A. K. SURESH

TEST: RA FACTOR (QUALITATIVE)
 RESULT: NEGATIVE

RED-SQUARE HOSPITAL
 CLINICAL PATHOLOGY REPORT

Name: MRS. SHARDA SINGH
 Age/Sex: 40 Years Female
 Date: 09/09/2016

TEST: RA FACTOR (QUALITATIVE)
 RESULT: POSITIVE

MR. MANISHA CHAKRABORTY
 Requested By: Dr. S. S. Srinivasan

TEST: RA FACTOR (QUALITATIVE)
 RESULT: POSITIVE

Method: Immunoturbidimetry

Reported On: 18/07/2018
 Reported By: Dr. S. S. Srinivasan

BIO CHEMICAL TEST

NAME: M. R. L. AGRAWAL
 DATE: 13/03/2017
 REF. BY: DR. A. K. SURESH

TEST: C- Reactive Protein (CRP)
 RESULT: 8.51
 REFERENCE RANGE: 0 - 10.5 mg/l

Method: Immunoturbidimetry

Reported On: 13/03/2017
 Reported By: Dr. S. S. Srinivasan

DIFFERENTIAL ABSOLUTE LEUCOCYTE COUNT

Name: MRS. RIMA DUBEY
 Date: 24/09/2014

TEST: RA FACTOR (QUALITATIVE)
 RESULT: NEGATIVE

Method: Immunoturbidimetry

Reported On: 24/09/2014
 Reported By: Dr. S. S. Srinivasan

Suhan Pathology Laboratory
 Dr. Ila Kataria

Requester Name: Mrs. Rima Dubey
 Requested By: Dr. S. S. Srinivasan

TEST: RA FACTOR (QUALITATIVE)
 RESULT: NEGATIVE

Method: Immunoturbidimetry

Reported On: 15/03/2018
 Reported By: Dr. S. S. Srinivasan

Addison's disease

Also called: hypocortisolism

ABOUT SYMPTOMS TREATMENTS

Adrenal glands don't produce enough hormones



A disorder in which the adrenal glands don't produce enough hormones.

Rare

Fewer than 1 million cases per year (India)

Treatment can help, but this condition can't be cured

Mob: 202006956 Ref No: 20912

A. Addison's Disease, on Steroids

Large dose

- Low cortisol level, \Rightarrow \uparrow empty
- Fatigue
- Dizziness
- Insomnia
- Recurrent upper respiratory infection
- ACTH (N)
- Genic discomfort. \Rightarrow \uparrow pain

H/O Thyroid disorder

At present No to

15 days \Rightarrow ANA Factor

C-Cortisol (N)

4/0 Immunosuppressant

Hypothyroidism

Graves

15/09/19

Cortisol level \uparrow 9.8

beta

की आपुनिक कम्प्यूटराइज्ड पद्धति से सम्पूर्ण एवं त्वरित हानि रहित चिकित्सा
 T - 97130-37737, 0731-4977076, 79999-78894 पर पूर्व समय लेकर ही मिले।

CHOITHRAM HOSPITAL & RESEARCH CENTRE
 NABH Accredited

DEPARTMENT OF PATHOLOGY

NAME: MR. NAGENDRA SINGH
 AGE: 36 YEARS SEX: MALE
 CATEGORY: CHOITHRAM ANNAPURNA CLINIC
 REFERRED BY: SELF
 PRINTED BY: JITENDRA JOSHI

REC NO.: 18831053788
 REC DATE: 20/03/2018

PRINT DATE: 20/03/2018 PRINT TIME: 04:13:06 PM

HORMONAL TEST			
RESULT	UNIT	NORMAL RANGE	
CORTISOL - FIRST SAMPLE			
0.1 \downarrow	micro gram/dl	BLOOD AM: 3.7-19.4 mcg/dl PM: Approx half of AM Value	

..... END OF REPORT

Dr. Satish Phatak, M.D. Pathologist
 Dr. S.P. Jaiswal, Ph.D. Immunologist
 Dr. Rahul Jain, MD, MHA Pathologist
 Dr. N. Hemvani, Ph.D. Micro & Mol Biologist
 Dr. Vikrant Chitnis, Ph.D. Microbiologist
 Dr. Alka Jain, DTM Trans. Medicine

-----This is computer generated report it does not require signature-----

CHOITHRAM HOSPITAL & RESEARCH CENTRE
 NABH Accredited

DEPARTMENT OF PATHOLOGY

NAME: MR. NAGENDRA SINGH
 AGE: 36 YEARS SEX: MALE
 CATEGORY: CHOITHRAM ANNAPURNA CLINIC
 REFERRED BY: SELF
 PRINTED BY: JITENDRA JOSHI

REC NO.: 18831016753
 REC DATE: 13/09/2018

PRINT DATE: 13/09/2018 PRINT TIME: 01:57:13 PM

HORMONAL TEST			
RESULT	UNIT	NORMAL RANGE	
CORTISOL - FIRST SAMPLE			
9.8 \uparrow	micro gram/dl	BLOOD AM: 3.7-19.4 mcg/dl PM: Approx half of AM Value	

..... END OF REPORT

Dr. Satish Phatak, M.D. Pathologist
 Dr. S.P. Jaiswal, Ph.D. Immunologist
 Dr. Rahul Jain, MD, MHA Pathologist
 Dr. N. Hemvani, Ph.D. Micro & Mol Biologist
 Dr. Vikrant Chitnis, Ph.D. Microbiologist
 Dr. Alka Jain, DTM Trans. Medicine
 Dr. Rajesh Kumar, MD Pathologist

-----This is computer generated report it does not require signature-----



An inflammatory arthritis affecting the spine and large joints.

Common
More than 1 million cases per year (India)
Treatable by a medical professional

There's no cure for ankylosing spondylitis but treatment is available to help relieve its symptoms. Treatment can also help delay prevent the process of the spine joining up (fusing) and stiffening. In most cases treatment involves a combination of exercise.

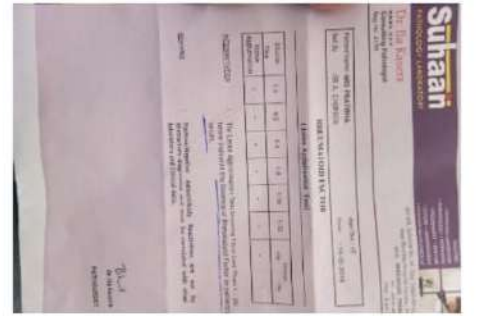
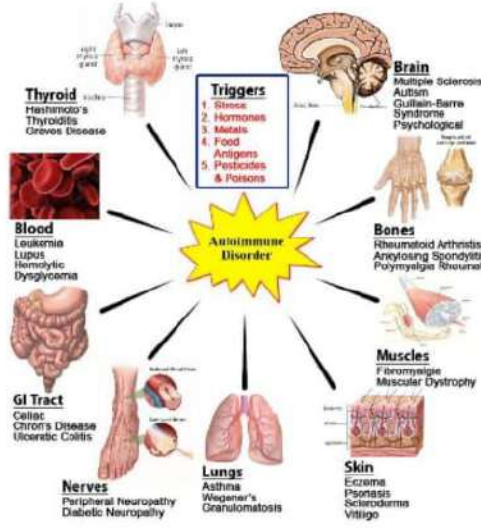
an ankylosing spondylitis cured?



Rheumatoid arthritis (RA)
Rheumatoid arthritis (RA) is a chronic autoimmune disease that causes inflammation in the joints, leading to pain, swelling, and stiffness. It can also affect other parts of the body, such as the skin, eyes, and heart. RA is more common in women than men and typically starts between the ages of 40 and 60. The exact cause of RA is unknown, but it is thought to be a combination of genetic and environmental factors. Treatment usually involves a combination of medications, including pain relievers, anti-inflammatory drugs, and disease-modifying antirheumatic drugs (DMARDs). Physical therapy and exercise can also help manage symptoms.



Tissues of The Body Affected By Autoimmune Attack



Hashimoto's disease
Also called: chronic lymphocytic thyroiditis

Common
More than 1 million cases per year (India)
Treatable by a medical professional

Fibromyalgia
Also called: fibrositis

Very common
More than 10 million cases per year (India)
Treatment can help, but this condition can't be cured

Common
More than 1 million cases per year (India)
Treatment can help, but this condition can't be cured

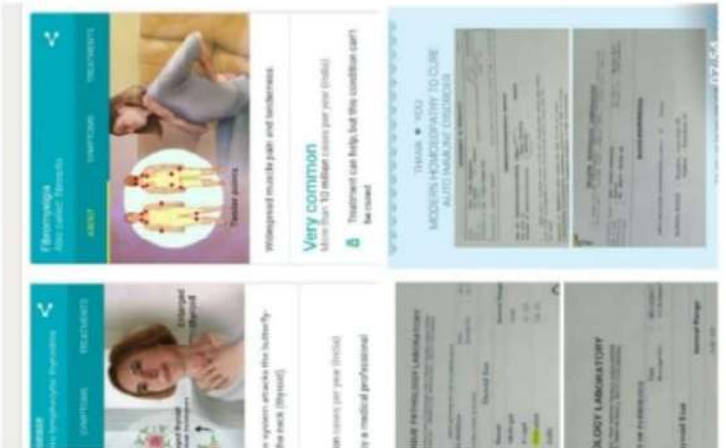



Requires a medical diagnosis
Lab tests or imaging always required
Chronic: can last for years or be lifelong

Lupus
Also called: SLE, systemic lupus erythematosus


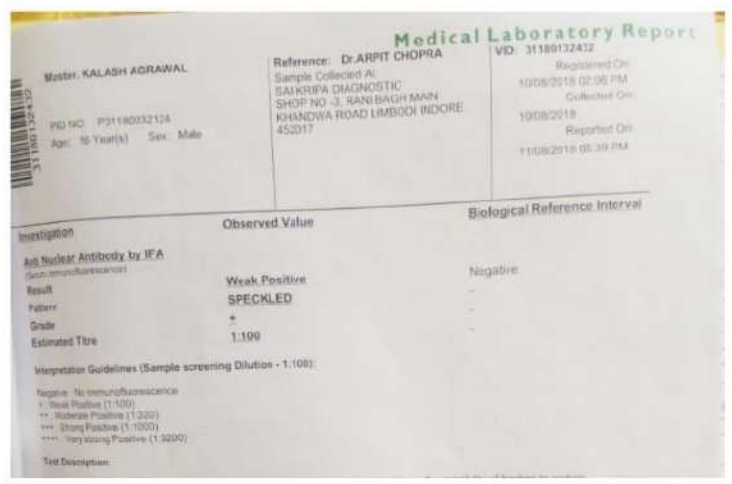
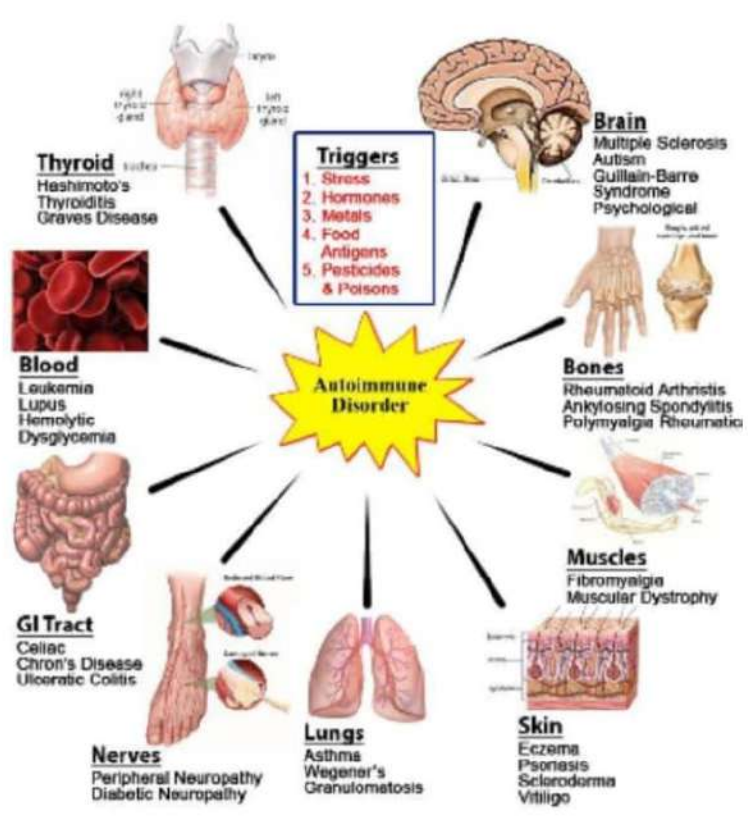
Common
More than 1 million cases per year (India)
Treatment can help, but this condition can't be cured

Fatigue
Joint Pain
Butterfly rash





Tissues of The Body Affected By Autoimmune Attack



Muscular dystrophy

Also called: MD

ABOUT

SYMPTOMS

TREATMENT

A group of genetic diseases that cause progressive weakness and loss of muscle mass:

Master: AHAM TAHIR SHEIKH
PID NO: P3118009118
Age: 8 Year(s) Sex: Male

3118012272

Reference:
Sample Collected At:
MEDILAB
21, NAGAR NIGAM MARKET, AZAD
NAGAR INDORE M.P. 452001, Mob:
9925012272, 9660812272
Zone: Z0001452001

Registered On:
01/05/2018 03:33 PM
Collected On:
01/05/2018
Reported On:
01/05/2018 05:43 PM

VID: 31180106991

Investigation
CPK-Creatinine Phospho Kinase
(Serum Reduction of NTB to form Diformazan Dye)

Observed Value
10958

Unit
U/L

Biological Reference Interval
31-152

Medical Remarks: Result rechecked with dilution.

Interpretation: The major sources of CPK activity are skeletal muscle, myocardium & brain. CPK levels are useful for diagnosing and monitoring of myocardial infarction (MI) and myopathies such as progressive Duchenne muscular dystrophy. Exercise and muscle trauma can elevate CPK values. Presence of Macro CK may elevate CPK levels.

-- End of Report --

Master: AHAM TAHIR SHEIKH
PID NO: P3118009118
Age: 8 Year(s) Sex: Male

31180106991

Reference:
Sample Collected At:
MEDILAB
21, NAGAR NIGAM MARKET, AZAD
NAGAR INDORE M.P. 452001, Mob:
9925012272, 9660812272
Zone: Z0001452001

Registered On:
01/05/2018 03:33 PM
Collected On:
01/05/2018
Reported On:
01/05/2018 05:43 PM

VID: 31180106991

Investigation
CPK-Creatinine Phospho Kinase
(Serum Reduction of NTB to form Diformazan Dye)

Observed Value
8876

Unit
U/L

Biological Reference Interval
31-152

Medical Remarks: Result rechecked in dilution.

Interpretation: The major sources of CPK activity are skeletal muscle, myocardium & brain. CPK levels are useful for diagnosing and monitoring of myocardial infarction (MI) and myopathies such as progressive Duchenne muscular dystrophy. Exercise and muscle trauma can elevate CPK values. Presence of Macro CK may elevate CPK levels.

Master: AHAM TAHIR SHEIKH
PID NO: P3118009118
Age: 8 Year(s) Sex: Male

31180159532

Reference:
Sample Collected At:
MEDILAB
21, NAGAR NIGAM MARKET, AZAD
NAGAR INDORE M.P. 452001, Mob:
9925012272, 9660812272
Zone: Z0001452001

Registered On:
29/11/2018 03:49 PM
Collected On:
29/11/2018
Reported On:
29/11/2018 07:59 PM

VID: 31180159532

Medical Laboratory Report

Investigation
CPK-Creatinine Phospho Kinase
(Serum Reduction of NTB to form Diformazan Dye)

Observed Value
5519

Unit
U/L

Biological Reference Interval
31-152

Medical Remarks: Result Rechecked with dilution.

Interpretation: The major sources of CPK activity are skeletal muscle, myocardium & brain. CPK levels are useful for diagnosing and monitoring of myocardial infarction (MI) and myopathies such as progressive Duchenne muscular dystrophy. Exercise and muscle trauma can elevate CPK values. Presence of Macro CK may elevate CPK levels.

-- End of Report --

Page 1 of 1

Dr. Kavita Menjal
Chief Pathologist
M.D. FUCC

POPOLIS
INNER HEALTH REVEALED

This is computer generated medical diagnostic report that has been validated by an Authorized Medical Practitioner/Doctor. The report does not need physical signature. Results relate only to the sample as received. Refer to conditions of reporting service. *Test not in NABL scope. **Referral Test


Rheumatoid arthritis (RA) overview



- ☐ Rheumatoid arthritis disease, characterized disease flares and rem
- ☐ The cause of rheuma is not known.
- ☐ In rheumatoid arthritis joints are usually, but n affected in a symmetric
- ☐ Rheumatoid arthritis people of all ages.
- ☐ Damage to joints can and does not correlate severity of symptoms.
- ☐ The "rheumatoid fact antibody that can be to blood of 80% of people rheumatoid arthritis.



TEST NAME	TECHNOLOGY	VALUE	UNITS
RA FACTOR (RF)	NEPHELOMETRY	203	IU/mL
ANTI-CCP (ACCP)	NEPHELOMETRY	< 10	IU/mL



TEST NAME	TECHNOLOGY	VALUE	UNITS
RA FACTOR (RF)	NEPHELOMETRY	203	IU/mL
ANTI-CCP (ACCP)	NEPHELOMETRY	< 10	IU/mL

Tissues of The Body Affected



TEST NAME	TECHNOLOGY	VALUE	UNITS
RA FACTOR (RF)	NEPHELOMETRY	203	IU/mL
ANTI-CCP (ACCP)	NEPHELOMETRY	< 10	IU/mL

Central lab
Central India's First and Largest Super-specialty reference laboratory
For Feedback / Home Collection Call 786-9999-37 / 33

SDA MATH HEALING CENTER-CC111

Name: Usha Menon
Age: 59 Years Sex: Female
Received On: 12-Oct-2018 09:27
Print Date: 12-Oct-2018 19:11
Reference: Self

Parameter	Result	Unit	Biological Reference Interval
RF Factor (Quantitative) By Nephelometry	34.99	IU/mL	0 - 30

Thyrocare
Think Thyroid. Think Thyrocare. Think Thyroid. Think Thyrocare.

TESTED AT: T1C, TTC MIDC, Turbhe, Mumbai-400 703

PATIENT NAME: MRS USHA MENON (60/F)

REF. BY: DR ARPIT CHOPRA, MD

TEST ASKED: RFAC, TSH

SAMPLE COLLECTED AT: (20)BILCARE PATH LAB.41, 1ST FLOOR, A/WING, AN-NUR CHE. LTD. RAHADA, MALWANI, MALAD(W), 400085

TEST NAME	TECHNOLOGY	VALUE	UNITS
RHEUMATOID FACTOR (RF)	NEPHELOMETRY	< 20	IU/mL

Reference Range: ADULT : < 20
Method: FULLY AUTOMATED RATE NEPHELOMETRY - BECKMAN IMMAGE



SHOURYA KUMATH
 PD NO: P319001103
 Age: 4.5 Year(s) Sex: Male

Reference: **Dr. E. K. SHARMA**
 Sample Collected At:
 METRO PATH LAB (LUAN)
 311 SHAMTANUJ NAGAR PURA,
 LUAN, 942484678
 Zone: 2002492001

VID: 3119011894
 Registered On:
 30/12/2019 06:56 PM
 Collected On:
 30/12/2019
 Reported On:
 30/12/2019 12:11 PM

Investigation	Observed Value	Unit	Biological Reference Interval
CPK-Creatine Phospho Kinase <i>(Serum, Reporter of MI to form Diastolic Dist.)</i> Medical Remarks: Result rechecked with dilution.	6529	U/L	31-152
CK-MB (MB fraction of Creatine Kinase)* <i>(Serum, CK-MB measurement)</i>	Above 308	U/L	< 25

Interpretation: The major sources of CPK activity are skeletal muscle, myocardium & brain. CPK levels are useful for diagnosing and monitoring of myocardial infarction (MI) and myopathies such as progressive Duchenne muscular dystrophy. Exercise and muscle trauma can elevate CPK values. Presence of MyoCK may elevate CPK levels.

1) The quantitation of CK-MB levels in serum is used as an aid in the diagnosis of myocardial injury.
 2) Other conditions causing elevated CK-MB levels include skeletal muscle trauma, de-myosarcoma, Duchenne's muscular dystrophy, Tager's syndrome, haemolysis, drug overdose, dermal trauma, or direct alcohol poisoning.

-- End of Report --

Page 1 of 1

 Dr. Kavita Marjot
 Chief Pathologist
 MD FUSC

SHOURYA KUMATH
 To No: 982793894
 PD NO: P319001103
 Age: 4.5 Year(s) Sex: Male

Reference: **Dr. DR. ARMIT JAIN**
 Sample Collected At:
 METROPOLIS LAB - SARKEET
 METROPOLIS INDORE CRO
 804 USHA NAGAR EAST ANAPURNA
 ROAD, SUDAMA NAGAR INDORE-
 462009 INDIA
 0731486388, LAYDLIN: 90-486388-
 40289

VID: 3119011760
 Registered On:
 02/01/2019 11:04 AM
 Collected On:
 30/01/2019 11:04 AM
 Reported On:
 02/01/2019 01:31 PM

Investigation	Observed Value	Unit	Biological Reference Interval
CPK-Creatine Phospho Kinase <i>(Serum, Enzymes)</i>	15190	U/L	31-152

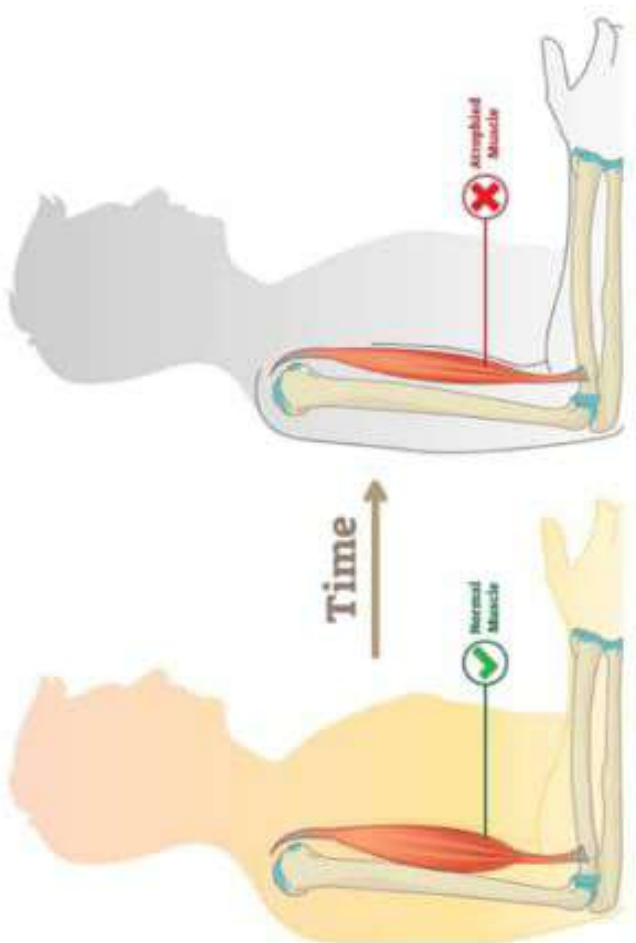
Interpretation: The major sources of CPK activity are skeletal muscle, myocardium & brain. CPK levels are useful for diagnosing and monitoring of myocardial infarction (MI) and myopathies such as progressive Duchenne muscular dystrophy. Exercise and muscle trauma can elevate CPK values. Presence of MyoCK may elevate CPK levels.

-- End of Report --

Dr. Anil Mahajan

Page 1 of 1

MUSCULAR DYSTROPHY



02 MUSCULAR DYSTROPHY

WEDNESDAY Two Thousand Nineteen

My son is having a problem of MD which is not possible to completely cure by any medicine but it can be control by modern Homoeopathy treatment. I found the result well satisfied and doing continue treatment for my son. In future further result will be share.

Fresh flowers
 Mob: 982793894
 WA: +92-8117924100

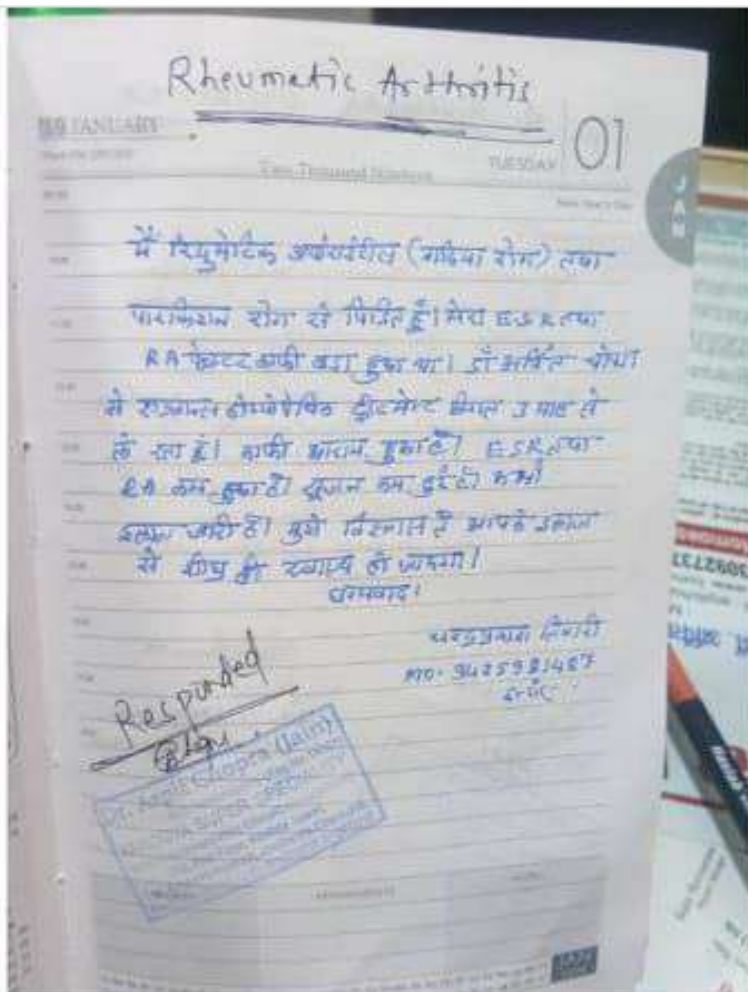

Responded
 Dr. Arpit Chopra (MD)
 Homoeopathy Super Speciality
 Dr. Arpit Chopra (MD)
 Homoeopathy Super Speciality



aarogyahomoeopathy

RA Rheumatoid Arthritis

is an autoimmune disease that attacks tissues near joints and other body parts.



SHIVANI DIAGNOSTIC CENTRE

Pathology • Serology • Digital X-Ray • Colour Doppler • ECG • Echocardiography

MR. CHANDRA PRAKASH TIWARI

27 Years /M

RESULTS

BIOCHEMISTRY

UREA	133.8 mg/dL	75-100 mg/dL
PPBS	173.8 mg/dL	75-140 mg/dL

SEROLGY

Rheumatoid Factor - RF, Serum	51.7 IU/mL	Serum 100-20 IU/mL
-------------------------------	------------	-----------------------

SHIVANI DIAGNOSTIC CENTRE

Pathology • Serology • Digital X-Ray • Colour Doppler • ECG • Echocardiography

CHANDRA PRAKASH TIWARI

27 Years /M

RESULTS

HAEMATOLOGY

98 mm at end of 1st hr	0-20 mm at end of 1st hr
------------------------	--------------------------

DR. VISHU BATHI WAKHSHIRAO
MBBS, M.D.
(LAB. DIRECTOR, PATHOLOGIST)

SHIVANI DIAGNOSTIC CENTRE

Pathology • Serology • Digital X-Ray • Colour Doppler • ECG • Echocardiography • TMT

MR. CHANDRAPRAKASH TIWARI

22 Years /M

RESULTS

BIOCHEMISTRY

UREA	161.8 mg/dL	75-100 mg/dL
PPBS	222.8 mg/dL	75-140 mg/dL

SEROLGY

Rheumatoid Factor - RF, Serum	70.2 IU/mL	Serum 100-20 IU/mL
-------------------------------	------------	-----------------------

SHIVANI DIAGNOSTIC CENTRE

Pathology • Serology • Digital X-Ray • Colour Doppler • ECG • Echocardiography • TMT

MR. CHANDRAPRAKASH TIWARI

22 Years /M

RESULTS

HAEMATOLOGY

28 mm at end of 1st hr	0-20 mm at end of 1st hr
------------------------	--------------------------

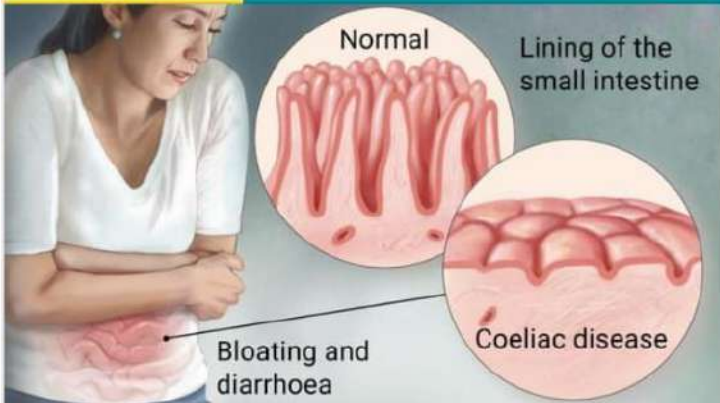
DR. VISHU BATHI WAKHSHIRAO
MBBS, M.D.
(LAB. DIRECTOR, PATHOLOGIST)

Celiac disease

ABOUT

SYMPTOMS

TREATMENTS



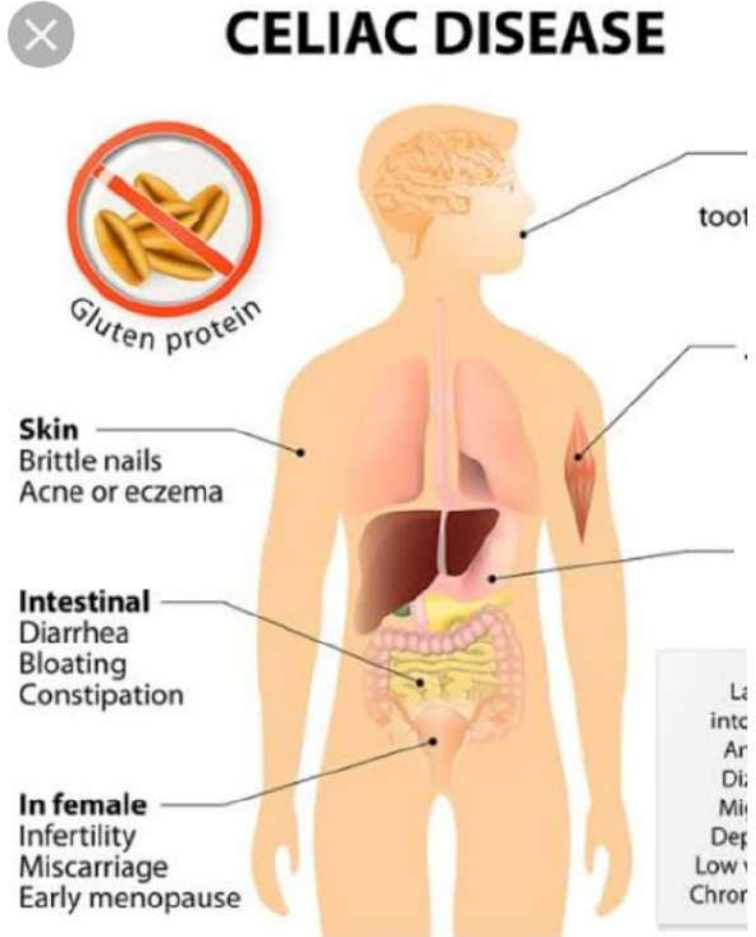
An immune reaction to eating gluten, a protein found in wheat, barley and rye.

Common

More than 1 million cases per year (India)

Treatment can help, but this condition can't be cured

CELIAC DISEASE



Central lab
Central India's First and Largest Super-specialty reference laboratory
For Feedback / Home Collection Call 786-99999-37 / 33

Charitable Centre- CC111

Name: VIBHI SEKSARIYA
Referred By: DR. ARPIT CHOPRA
Drawn On: 29-Apr-2018 10:17
Accession No.: 1804121632

Age: 8 Years
Sex: Female
Received On: 29-Apr-2018 10:20
Print Date: 04-May-2018 10:40

Parameter	Result	Unit	Biological Reference Interval
TTG-Tissue transglutaminase-IgA by E.I.A.			
TTG-Tissue transglutaminase-IgA by E.I.A.	6.571 (POSITIVE)	RATIO	CUT OFF 0.573

Comments:
This test is used for the determination of IgA autoantibodies to human tissue transglutaminase for the differential diagnosis of celiac disease / gluten sensitive enteropathy (GSE). Celiac disease is characterized by small intestinal villi atrophy. Tissue transglutaminase is one of the main immunological substrates that can be easily detected for the diagnosis of celiac disease. Other recommended tests are Endomorphin, Gliadin & Hetero antibodies along with small intestinal biopsy. Negative serology does not exclude a diagnosis of GSE. IgA deficiency should be considered in patients with suggestive clinical presentation.

* Not in Scope of NABL

End Of Report

This is an electronically authenticated report.
Report ID: 102025
Generated On: 04-05-2018

Approved by: Dr. Salish Joshi
Approved On: 29-04-2018

Central lab
Central India's First and Largest Super-specialty reference laboratory
For Feedback / Home Collection Call 786-99999-37 / 33

Labre OPD

Name: Vibhi Seksariya
Age: 9 Years
Sex: Female

Referred By:
Drawn On: 13-Mar-2019 14:34
Accession No.: 19031108183

Received On: 13-Mar-2019 14:34
Print Date: 20-Mar-2019 17:39
Reference: Dr. Arpit Chopra

Parameter	Result	Unit	Biological Reference Interval
C - REACTIVE PROTEIN (QUANTITATIVE)			
CRP Quantitative	0.05	mg/dL	0.0 - 1.0
ESR			
ESR (Westergren)	22	mm	1 - 20

Comments:
*CRP (C-reactive protein) is used to detect systemic inflammatory processes, infection and its response to antibiotic treatment. In an acute phase response, CRP levels rise rapidly in 6-12 hours and peak at 24-48 hours. CRP is less prominent in patients with liver disease, major trauma and severe infection. CRP may also be elevated in rheumatoid arthritis, tuberculosis, and bacterial infections. Low CRP is seen in pregnancy, viral infections, and chronic renal disease. Normal values: Male: <10 years 0-15 mm, <10 years 0-20 mm; Female: <10 years 0-20 mm; Children: <2 years 1-5 mm, <2 years 1-8 mm up to the end of 3 Year. Method: Westergren Method.

Parameter	Result	Unit	Biological Reference Interval
TTG-Tissue transglutaminase-IgA by E.I.A.			
TTG-Tissue transglutaminase-IgA by E.I.A.	0.153 (NEGATIVE)	RATIO	CUT OFF 0.286

Comments:
This test is used for the determination of IgA autoantibodies to human tissue transglutaminase for the differential diagnosis of celiac disease / gluten sensitive enteropathy (GSE). Celiac disease is characterized by small intestinal villi atrophy. Tissue transglutaminase is one of the main immunological substrates that can be easily detected for the diagnosis of celiac disease. Other recommended tests are Endomorphin, Gliadin & Hetero antibodies along with small intestinal biopsy. Negative serology does not exclude a diagnosis of GSE. IgA deficiency should be considered in patients with suggestive clinical presentation.

* Not in Scope of NABL

This is an electronically authenticated report.
Report ID: 846686747055
Generated On: 26-03-2019

Approved by: Dr. Salish Joshi
Approved On: 13-03-2019



Ankylosing spondylitis

Also called: Bechterew's disease

OVERVIEW

SYMPTOMS

TREATMENTS



मुझे Ankelosing Spondyliiis नामक बिमारी लाइलाज बामारी थी, काफी सारे चिकित्सकों के इलाज के बाद अर्पित सर के मर्डन होम्योपैथिक दवाइयों से मेरा HLAB27 रिपोर्ट पाजिटिव से निगेटिव हो गया। मुझे फिर से सामान्य जीवन देने

Ankylosing Spondylitis

19 APRIL
Week 14th (094-277) Two Thousand Nineteen THURSDAY 04

I am 35 years old. I was found HLAB 27 Positive 10 years back. I was in severe pain, & took many treatments from different places & doctors. I came to know about Arogya Clinic & I started medicines 4 months back, after 3 months I recognise that the acute pain reduced a lot. I am from Ajmer. My @ Mob No. is 8982223774

Thank a lot to Dr. Arpit Sir.
Address: Cm-190, Sukhliya Indore.

Responded

Dr. Arpit Chopra (Jain)
M.D. Homoeopathy (Reg. No. 14357)
AAROGYA SUPER SPECIALITY
Modern Homoeopathic Clinic/Consultancy
112, First Floor, Krishna Tower,
Curewell Hospital, Janakpura, Chhatrapati
Sardar Vallabhbhai Patel Marg, Indore (M.P.) - 476001
Ph: 8982223774

Dr. Arpit Chopra (Jain)
M.D. HOMOEOPATHY
(General & Surgical Diseases, Speciality)

AAROGYA SUPER SPECIALITY MODERN HOMOEOPATHIC CLINIC

Complete, Easy, Safe, Fast & Cost-effective
Permanent Modern Homoeopathy Cure With Advance Lifestyle
Jyeshth Wale Krishna Tower In front of Curewell Lifestyle
102, First Floor Krishna Tower, INDORE (M.P.)
Jyeshth Wale Chughra, INDORE (M.P.)
Time: 10 am to 3pm & 5 pm to 10 pm, Sunday: 12:00 am to 2:00 pm
Please Take Appointment Before Consultancy as Possible. Ph: 0731-467774
www.homoeopathyindia.com
Email: arpit@arpitjain.com

Ankylosing Spondylitis

19 MAY
Week 19th (192-243) Two Thousand Nineteen THURSDAY 02

I am Dr. C.P. Shukla, 37 year old. Since 10 years I am suffering from joint pain and body stiffness. I visited to Dr. Arpit Chopra Sir's Clinic last month. I used medicine for given by Arpit Sir, I and his medicine works and now my pain is almost reduced and stiffness is to Holly gone. But still I am continuing medicine.

Thank you Sir

Dr. Chandera prabha Shukla
8602972355 Responded



Psoriasis

OVERVIEW SYMPTOMS TREATMENTS

A condition in which skin cells build up and form scales and itchy, dry patches.

Psoriasis is thought to be an immune system problem. Triggers include infections, stress and cold.

Very common



19 APRIL
WAA 906 (78-57) Psoriasis | 18
Two Thousand Nineteen THURSDAY

मुझे पिछले 4 years से Psoriasis की problem है मैंने बहुत से एंटीबैक्टिक ड्रग्स को बलाया। पर जब तक treatment लेने हूँ तब बन्ही रहता हूँ। वाकि problem काफी दिक्कर दे रही थी। लगातार एंटीबैक्टिक के सेवन से mentally भी डिस्टर्ब हो रहा था पिछले 8 months से मैं दूसरी जगह Homeopath ले रहा था परन्तु वहाँ भी वाफस Blast हो गया। परन्तु जब से अपि सिर को बलाया 2 months के अन्दर काफी improvement देखने को मिला। अभी इलाज चल रहा है मैं इससे काफी संतुष्ट हूँ। धन्यवाद

Dr. Arpit Chhaya
9977262868
Delhi

Thamles
CURED.



PSORIASIS सोरायसिस
28 THURSDAY

मुझे 7 साल से सोरायसिस की परेशानी ने मे काफी परेशान की थी। बहुत एंटीबैक्टिक ड्रग्स बलाया लेकिन कोई फर्क नहीं था। मुझे अपि सिर के बारे में पता चला तो इस रिजाले आए और मुझे पास रलाज करने के बाद मुझे लगाबहा सोरायसिस खत्म हो चुका है मैं अपि सिर को बलाया करने के लिए सेंट्रल शहर।

Dr. Arpit Chhaya (Jain)
9977262868
Delhi

January 2016
Saturday 16
Mahesh Patel
9753364097

मेरा नाम महेश पटेल है। मुझे सोरायसिस नाम की एंटी इम्यून डिजॉर्डर की परेशानी है। मैंने काफी इलाज करने के बाद एंटीबैक्टिक ड्रग्स को बलाया लेकिन कोई फर्क नहीं था। मुझे अपि सिर के बारे में पता चला तो इस रिजाले आए और मुझे पास रलाज करने के बाद मुझे लगाबहा सोरायसिस खत्म हो चुका है मैं अपि सिर को बलाया करने के लिए सेंट्रल शहर।

Dr. Arpit Chhaya (Jain)
9977262868
Delhi

PSORIASIS सोरायसिस
05 TUESDAY

मेरे सोरायसिस नाम की परेशानी ने मे काफी परेशान की थी। बहुत एंटीबैक्टिक ड्रग्स बलाया लेकिन कोई फर्क नहीं था। मुझे अपि सिर के बारे में पता चला तो इस रिजाले आए और मुझे पास रलाज करने के बाद मुझे लगाबहा सोरायसिस खत्म हो चुका है मैं अपि सिर को बलाया करने के लिए सेंट्रल शहर।

Dr. Arpit Chhaya (Jain)
9977262868
Delhi



आरोग्य सुपर स्पेशलिटी मॉडर्न होम्योपैथिक क्लीनिक



कम्पलिट * परमानेंट * ईजी * सेफ * फास्ट एण्ड कॉस्ट इफेक्टिव

डॉ. अर्पित चोपड़ा (पीएचडी)

एम.डी. होम्योपैथी जटिल, असामान्य एवं शल्य रोग विशेषज्ञ

* कैंसर * किडनी फेलियर * अस्पताल में गंभीर रूप से * भर्ती मरिजों का उपचार * कोमा * शल्य चिकित्सा योग्य रोग * ऑटो इम्यून रोग * जीवनभर दवाई लेने वाले रोगों की रोकथाम एवं 300 प्रकार के असामान्य जटिल रोगों की चिकित्सा।

102, 104, प्रथम मंजिल, कृष्णा टॉवर, क्योरवेल हॉस्पिटल के सामने, जंजीरवाला चौराहा, न्यू पलासिया, इन्दौर (म.प्र.)

फोन : 0731-4977076, मो. : 97130-92737, 97130-37737, 79999-78894, 99075-27914

www.homoeopathycure.in, www.aarogyahomoeopathyindore.com Email : arpitchopra23@gmail.com



dr arpit chopra's super speciality modern homoeopathic, <https://g.page/r/CaRz52neBZQXEBA>

Fibromyalgia

Also called: fibrositis

Overview Symptoms Treatments Spe

Widespread muscle pain and tenderness.

Fibromyalgia is often accompanied by fatigue and altered sleep, memory and mood.

Very common

More than 16 million cases per year (India)

- Treatment can help, but this condition can't be cured.
- Requires a medical diagnosis.
- Lab tests or imaging rarely required.
- Chronic: can last for years or be lifelong.

For information purposes only. Consult your local medical authority for advice.

Source: Mayo Clinic and others. 2020/02/27

Fibromyalgia



fibromyalgia cured by Dr Arpit chopra jain modern homeopathy Laxmi Gand...

3 views · 3 days ago

Dr Arpit Chopra's SuperSpecialty...

2,524 subscribers

Comments

Mein nepal se

Mujhe dikhana tha apko kiya fon kar sakti houn

Mera nam laxmi hai age 42 mein married houn.

Muje 18 salo se febromeliga hai

Bahoot dabai ki indala mein dr.parep chohan noida mein bhi par kuch farak nahi pada.

Abhi mera 5sal ka beta hain or pati videsh mein hai

Mein nahi aa sakti so online dabai magana चाहती हौन.

Plz bataye mujhe kiya kama hoga

bare mein batana hai apni kahani shunani hain

Aap bade dr sayad aap ke pas fursad na ho par meri kahani se bahoot logo ka bhala ho sakta hai

Maine apne gau mein sab ko bataya hain aapke bare mein bahoot log aapse milna चाहते hai sayad hamara pura gau

Muj ko dekhe kar sab ka muh kula reh jata hai din bhar sone-bali mein 4baje se 11 baje tak kam kar sakti houn thanku dr thanku sooo much aap sach ke bhagwan hai mujhe dusara janam diya hai thanku bade bala

Or kiya kahu bahoot hai kahene ko mene 18 sal roke bitaye hai muhe

Namaste dr arpit ji

Moaine apkin 7 mahine ki dabai khai mujhe bahoot aaram mila aaram kiya dusra janam mil gaya aap tho bhagwan ho mein bahoot kush houn aap se milne aane bale the par corona ke karan nahi aaye

Dr mein 42 ki age hai par 16 ke jaisa feel kar rahi houn aap se pahoot bate kami hain aap ko aapne bare mein batana hai apni kahani shunani hain

Aap bade dr sayad aap ke pas fursad na ho par meri kahani se bahoot logo ka bhala ho sakta hai

Maine apne gau mein sab ko bataya hain aapke bare mein bahoot log aapse milna चाहते

Namaste dr. Ji

Mein nepal se

Mujhe dikhana tha apko kiya fon kar sakti houn

Mera nam laxmi hai age 42 mein married houn.

Muje 18 salo se febromeliga hai

Bahoot dabai ki indala mein dr.parep chohan noida mein bhi par kuch farak nahi pada.

Abhi mera 5sal ka beta hain or pati videsh mein hai

Mein nahi aa sakti so online dabai magana चाहती हौन.

Plz bataye mujhe kiya kama hoga

Dr Arpit Chopra's SuperSpecialty... <https://www.youtube.com/channel/UCCKGJ...> <https://g.page/r/CaRz52neBZQXEBA> <https://www.justd...>

Hello dr arpit ji namaste aap ki dabai mein saat din se le rahi houn bhagwan ka parsad samaj kar or jadu ho gaya min house k 5din pahle or 7 din tak bistar se uta nahi jata or aaj mujhe mins hua or pata bhi nahi chala mein kiya kahu thanku so much dr arpit ji soooooo much

🙏🙏🙏🙏🙏🙏🙏🙏🙏🙏🙏🙏

🙏🙏🙏

Very nice continue medic...



कसर, किडना फालयर, अस्पताल म गभार रूप स
 भर्ती मरिजों का उपचार, कोमा, शल्य चिकित्सा योग्य रोग,
 ऑटो इम्यून रोग, जीवनभर दवाई लेने वाले रोगो की रोकथाम एवं
 300 प्रकार के असाध्य जटिल रोगों की चिकित्सा ।



डॉ. अर्पित चौपड़ा (जैन)
 एच. डी. होम्योपैथी
 जटिल, असाध्य एवं
 शल्य रोग विशेषज्ञ

आरोग्य सुपर स्पेशलिटी माईन होमियोपेथी

कम्पलिट, परमानेन्ट, ईजी, सेफ, फास्ट एण्ड कॉस्ट इफैक्टिव

102, प्रथम मंजिल, कृष्णा टॉवर, क्योरवेल हॉस्पिटल के सामने, जंजीरवाला चौराहा, न्यू पलासिया, इन्दौर म.प्र.

99075 27914 संपर्क : 0731-4977076, 79999 78894

www.homeopathy.in www.arogysuperhomeopathyindia.com Email: arpitjain03@gmail.com



Leucoderma
 (Vitiligo)



VITILIGO
 LEUKODERMA
 CURED
 सफ़ेद दाग का सफल ईलाज

Arpit Chopra Jain
 D-Homeopathy
 ritical & Surgical

सक्सेस 0:53

V
 L
 [
 2



Rheumatoid Arthritis

AROGYA SUPER SPECIALITY MODERN HOMEOPATHIC CLINIC
 Dr. Arpit Chopra (Jain)
 102, Park Road, Indore
 Ph: 0731-4271600, 2490577, 2492621, 4065816-17-18 • Fax: 4266243
 Mobile: 88899-12611, E-mail: medicarehospitalindore@gmail.com
 Website: www.medicarehospitalindore.com

Dr. Arpit Chopra (Jain)
 M.D. Homeopathy (Reg No. 141957)
 M.B.B.S. (Reg No. 141957)
 M.D. (Ph.D.) (Reg No. 141957)
 M.D. (Ph.D.) (Reg No. 141957)
 M.D. (Ph.D.) (Reg No. 141957)

DEPARTMENT OF PATHOLOGY

NAME OF TEST	RESULT VALUE	UNIT	REFERENCE RANGE
IN RANGE		OUT RANGE	
SPECIMEN: SERUM			
RHEUMATOID FACTOR	RA QUANTITATIVE	IU / ml	0 - 18
	62.5		
URIC ACID	URIC ACID	mg / dl	1.5 - 6
	3.4		

Medicare Hospital & Research Centre
 4/5, Ravindra Nagar, Old Palasia, INDORE-452 018 (M.P.)
 Ph: 0731-4271600, 2490577, 2492621, 4065816-17-18 • Fax: 4266243
 Mobile: 88899-12611, E-mail: medicarehospitalindore@gmail.com
 Website: www.medicarehospitalindore.com

U-LAB
 - PATHOLOGY
 - MICROBIOLOGY
 - BIOCHEMISTRY
 - BLOOD BANK

UHID : 255453
 PATIENT NAME : MRS. NEETU CHOUDHARY
 AGE/SEX : 42 YEARS/FEMALE
 CONSULTANT DOCTOR : Dr. PATGAONKAR PRASAD R. MS. ORTHO

VISITID : 0000296035
 ORDER DATE : 01/08/2019 8:23:00AM
 SAMP. DATE : 01/08/2019 9:19:00AM
 SPEC. NO : I0004407
 RESULT DATE : 01/08/2019 11:49:00AM
 BILL NO. : 1570032878

DEPARTMENT OF PATHOLOGY

NAME OF TEST	RESULT VALUE	UNIT	REFERENCE RANGE
IN RANGE		OUT RANGE	
SPECIMEN: SERUM			
RHEUMATOID FACTOR	RA QUANTITATIVE	IU / ml	0 - 18
	62.5		
URIC ACID	URIC ACID	mg / dl	1.5 - 6
	3.4		

Medicare Hospital & Research Centre
 4/5, Ravindra Nagar, Old Palasia, INDORE-452 018 (M.P.)
 Ph: 0731-4271600, 2490577, 2492621, 4065816-17-18 • Fax: 4266243
 Mobile: 88899-12611, E-mail: medicarehospitalindore@gmail.com
 Website: www.medicarehospitalindore.com

U-LAB
 - PATHOLOGY
 - MICROBIOLOGY
 - BIOCHEMISTRY
 - BLOOD BANK

UHID : 255453
 PATIENT NAME : MRS. NEETU CHOUDHARY
 AGE/SEX : 42 YEARS/FEMALE
 CONSULTANT DOCTOR : Dr. PATGAONKAR PRASAD R. MS. ORTHO

VISITID : 0000296035
 ORDER DATE : 02/08/2019 7:43:00AM
 SAMP. DATE : 02/08/2019 9:15:00AM
 SPEC. NO : I0004643
 RESULT DATE : 02/08/2019 12:33:00PM
 BILL NO. : 1920032252

DEPARTMENT OF PATHOLOGY

NAME OF TEST	RESULT VALUE	UNIT	REFERENCE RANGE
IN RANGE		OUT RANGE	
SPECIMEN: BLOOD			
Corrected ESR(Wintrobe)	ESR	mm/hr	0 - 20
	26		

Rheumatoid Arthritis.

14 SATURDAY Two Thousand Nineteen SEPTEMBER 2019

Mrs. Chowdhary → 9826705434
 Saket

~~Bees...~~

Recently I got my blood work done and my RA - Quantitative was 62.5 and ESR was 36. I had lot of pain in my back and joints. After meeting Dr. Arpit Chopra and taking his medicine for just 2 days my RA Quantitative came to 10 and ESR was 10. This was unbelievable result. My pain in back and joints have also reduced to 60%.

15 Sunday Thank You So Much doctor for showing him ray of hope in curing my disease.

Medicare Hospital & Research Centre
 4/5, Ravindra Nagar, Old Palasia, INDORE-452 018 (M.P.)
 Ph: 0731-4271600, 2490577, 2492621, 4065816-17-18 • Fax: 4266243
 Mobile: 88899-12611, E-mail: medicarehospitalindore@gmail.com
 Website: www.medicarehospitalindore.com

U-LAB
 - PATHOLOGY
 - MICROBIOLOGY
 - BIOCHEMISTRY
 - BLOOD BANK

UHID : 209214
 PATIENT NAME : MRS. NEETU CHOUDHARY
 AGE/SEX : 45 YEARS/FEMALE
 CONSULTANT DOCTOR : Dr. CHOPRA ARPIT

VISITID : 0000262647
 ORDER DATE : 18/08/2019 8:30:00AM
 SAMP. DATE : 10/09/2019 5:42:00AM
 SPEC. NO : I0614964
 RESULT DATE : 10/09/2019 12:10:00PM
 BILL NO. : 1920029043
 TPA : BENEFIT CARD MEMBER

DEPARTMENT OF PATHOLOGY

NAME OF TEST	RESULT VALUE	UNIT	REFERENCE RANGE
IN RANGE		OUT RANGE	
SPECIMEN: BLOOD			
Corrected ESR(Wintrobe)	ESR	mm/hr	0 - 20
	10		
SPECIMEN: SERUM			
RHEUMATOID FACTOR	RA QUANTITATIVE	IU / ml	0 - 18
	< 10.0		

DESCRIPTION :
 Method : Rajathromboc Method

Dr. Arpit Chopra (Jain)
 M.D. Homeopathy (Reg No. 141957)
 M.B.B.S. (Reg No. 141957)
 M.D. (Ph.D.) (Reg No. 141957)
 M.D. (Ph.D.) (Reg No. 141957)

AROGYA SUPER SPECIALITY
 102, Park Road, Indore
 Ph: 0731-4271600, 2490577, 2492621, 4065816-17-18 • Fax: 4266243
 Mobile: 88899-12611, E-mail: medicarehospitalindore@gmail.com
 Website: www.medicarehospitalindore.com

आरोग्य सुपर स्पेशलिटी मॉडर्न होम्योपैथिक क्लिनिक
 102 प्रमुख पार्क रोड इंदौर
 फोन: 0731-4271600, 2490577, 2492621, 4065816-17-18 • फैक्स: 4266243
 मोबाइल: 88899-12611, ईमेल: medicarehospitalindore@gmail.com
 वेबसाइट: www.medicarehospitalindore.com

19 APRIL

Psoriasis

Two Thousand Nineteen

THURSDAY

18

मुझे पिछले 4 years से Psoriasis की problem है। मैंने बहुत से एलोपैथिक

Dr. को बताया। पर जब तक treatment लेते हैं तब ख़री रहता है। बाकि problem काफ़ि दिक्कत दे रही थी। लगातार एलोपैथिक

के सेवन से mentally भी डिस्टर्ब हो रहा था पिछले 8 months से मैं दूसरी जगह Homeopathy

के रहा था परन्तु वहाँ भी वापस Blast हो गया। परन्तु अब से Dr. Arpit Chopra सा को बताया

2 months के अन्दर काफी improvement देखने को मिला। अभी इलाज चल रहा है

मैं इससे काफी संतुष्ट हूँ। धन्यवाद

Dr. Arpit Chopra (Jain)
People's Malya
9977262868
THANKS
Arpit

PRIORITY APPOINTMENTS
Dr. Arpit Chopra (Jain)
MAY 2019
09:58



Dr. Arpit Chopra (Jain)
 M.D. HOMOEOPATHY
 (Critical & Surgical Diseases Specialist)

AAROGYA SUPER SPECIALITY MODERN HOMOEOPATHIC CLINIC

Complete, Easy, Safe, Fast & Costeffective
 Permanent Modern Homoeopathy Cure With Advance Lifestyle
 102, First Floor Krishna Tower in front of Curewell Hospital
 Janjeer Wala Churaha, INDORE (M.P.)
 Time : 10 am to 3pm & 5 pm to 10 pm, Sunday : 12.00 am to 2.00 pm
 Please Take Appointment Before Consultancy as Possible, Ph.: 0731-4977
 www.homoeopathy cure.in, Email - arpit Chopra23@gmail.com

9907527914, 9713037
 9713092737, 7999979

आरोग्य
 + + +
 MODERN
 HOMOEOPATHY

9907527914



AAROGYA SUPERSPECIALITY MODERN HOMOEOPATHIC CLINIC

Dr. Arpit Chopra (Jain)
 (MD HOMOEOPATHY)
 CRITICAL & SURGICAL DISEASES SPECIALIST
 Reg. No. 14367

Phone : 0731-4977076
 Mobile : 97130-92737, 97130-37737
 79999-78894, 99075-27914
 Website : www.homoeopathy cure.com / in
 www.aarogyahomoeopathyindore

Complete, Easy, Safe, Fast & Cost-effective Permanent Modern Homoeopathy Cure With Advanced Lifestyle

Cancer (any type / Stage)
 Kidney Failure & Renal diseases,
 Critical & Last Stage diseases,
 ICU & Hospitalized Patient's Cases
 Surgical Cases: Muscular Dystrophy,
 Auto Immune Disease, Coma,
 Cerebral Atrophy, Parkinson's disease,
 Aplastic Anaemia, Ankylosing Spondylitis,
 Rheumatoid Arthritis, Spinal Stenosis,
 Slip Disc (P/VD), Liver Cirrhosis Fatty Liver,
 Post Brain Stroke Complication,
 Thyroid disorder, Infertility, Impotency,
 Sexual diseases, Rheumatism,
 Backache, Sciatica, Migraine, Knee Pain,
 Diabetes, Breast Tumor & Uterine Fibroid,
 Prostate & Urological Diseases, Renal &
 Gallbladder stone, Hereditary diseases
 Incurable disorder, Mental Psychiatry
 & Mood Disorder, Accidental & Emergency
 Medicine, Homoeopathic Preventive &
 Prophylaxis, Tetanus, Allergy
 Skin Diseases, Eczema, Psoriasis,
 Leucoderma, Acne, Cosmetic disorders,
 Low Height, Obesity, Under Weight,
 Hair Fall, Baldness, Warts, Dead/diction
 Acidity, Gas, Constipation, Piles, Fissure,
 Fistula, Gastric Ulcer, Worms,
 Asthma & Respiratory Disorder, Sinusitis,
 Paralysis, insomnia, Depression,
 Weakness of Memory, Snoring,
 Slammering, Paediatric Disorder
 Dentition Trouble, Hormonal disorders,
 Anaemia, Weakness, Debility, Anorexia,
 Leucorrhoea, PCOD, Menstrual disorders
 Chronic Disorders, Excessive
 Sweating, Restlessness, Blood Pressure
 & Heart diseases, Homeopathic
 Veterinary Medicine, Fast cure &
 Prevention for Acute diseases like
 Fever, Typhoid, Malaria, Cough,
 Cold, Pain, Dengue, Chickengunia,

102, First Floor Krishna Tower
 In Front of Curewell Hospital
 Janjeer Wala Square, INDORE (M.P.)

Time : Morning : 10 am to 3 pm
 Evening : 05 pm to 10 pm
 Sunday : 12 am to 3 pm

Email :
 www.aarogya23@gmail.com

ANKYLOSING SPONDYLITIS WITH RHEUMATIC OSTEOARTHRITIS

Monday 16th MARCH 2020

मे पूजा सिंगी, स्वीट मेरा CRP 13/01/2020 को पहिलेक आयु था एं मेरा HLAB27 पहिलेक ही डॉ. अर्पित चोपडा सर की क्लास से मेरा CRP मात्र 15 दिनों में नेगेटीव हो गया एं मुझे सर की क्लास से बहुत आराम है

CURED

धन्यवाद
 पूजा सिंगी w/o विमल सिंगी
 9826972491

Dr. Arpit Chopra (Jain)
 M.D. HOMOEOPATHY
 (Critical & Surgical Diseases Specialist)

AAROGYA SUPER SPECIALITY MODERN HOMOEOPATHIC CLINIC

Complete, Easy, Safe, Fast & Cost-effective Permanent Modern Homoeopathy Cure With Advance Lifestyle
 102, First Floor Krishna Tower in front of Curewell Hospital
 Janjeer Wala Square, INDORE (M.P.)
 Time : 10 am to 3pm & 5 pm to 10 pm, Sunday : 12.00 am to 2.00 pm
 Please Take Appointment Before Consultancy as Possible, Ph : 0731-4977076
 www.homoeopathy cure.com Email - arpitdrchopra@gmail.com

Investigation	Observed Value	Reference Range
S.U.P.T. (Sedimentation Rate)	17 mm/hr	Male: 0-15 Female: 0-21
CRP (C-reactive protein)	0.86 mg/dL	0 - 1 Month 1 - 12 Month 1 - 16 Years Adult : Male Female
RA TEST (LAKK)	Negative	
C-REACTIVE PROTEIN	POSITIVE	

PARAKH PATHOLOGY
 Saha Complex, 1st Floor, Saha-Sargolwadi Road, Indore
 Tel: 246590, 94256-0524
 Email: parakhpathology@gmail.com

Investigation	Observed Value	Reference Range
S.U.P.T. (Sedimentation Rate)	4.30 mm/hr	Male: 0-15 Female: 0-21

PARAKH PATHOLOGY
 Saha Complex, 1st Floor, Saha-Sargolwadi Road, Indore
 Tel: 246590, 94256-0524
 Email: parakhpathology@gmail.com

What a CRP Test Can Screen For

Infection

- Pneumonia
- Sepsis
- Skin infection
- etc

Chronic inflammatory disease

- Rheumatoid arthritis
- Inflammatory bowel disease
- Lupus

Heart disease

🕒 2 YEARS AGO

more than 1 million cases per year (India)
 Treatment can help, but this condition can't be cured
 Requires a medical diagnosis
 Lab tests or imaging often required

An immune reaction to eating gluten, a protein found in wheat, barley and rye.

Celiac disease

ABOUT **SYMPTOMS** **TREATMENTS**

Bloating and diarrhoea

Normal

Lining of the small intestine

Coeliac disease

Central lab
 Central India's First and Largest Super-specialty reference laboratory
 For Free Home Collection, call - 786-9999-37

CHAITANYA CENTER -CC111

Name: DIVE-485 (DAB) VIDYADEGANA Age: 7 Years Sex: Female
 Referred By: DR. ADISHA BATHAN Received On: 27-Aug-2017 10:18
 Drawn On: 27-Aug-2017 10:18 Report Date: 15-Aug-2017 10:58
 Accession No.: 178122576

Parameter: Result Unit Biological Reference Interval

tTG-Tissue transglutaminase-IgA by E.I.A.

170.00 (Normal range: 0.00-10.00) 170.00 0-10.00

Central lab
 Central India's First and Largest Super-specialty reference laboratory
 For Free Home Collection, call - 786-9999-37

CHAITANYA CENTER -CC111

Name: DABE-1034 (DAB) SUDHAKAR Age: 7 Years Sex: Female
 Referred By: DR. ADISHA BATHAN Received On: 26-Jul-2017 14:37
 Drawn On: 26-Jul-2017 14:37 Report Date: 26-Jul-2017 14:38
 Accession No.: 175119484

Parameter: Result Unit Biological Reference Interval

C-REACTIVE PROTEIN (QUANTITATIVE)

1. High Sensitivity C-Reactive Protein (hs-CRP) 1.00 0.00-1.00

ICELIAC DISEASE (Gluten Intolerance) an Autoimmune disease, almost to uncurable considered case as per me...

Contact No.: 2862626 (Lab), 4848148 (Res.), 8627211345 (Mobile)

DEPARTMENT OF PATHOLOGY

Patient's Name : SMT. SONAL BHARGAVA Date : 08/12/2017
 Age & Sex : Female Receipt No. : 1718-0004723
 Referred by : DR. ARPIT CHOPRA MD

Thyroid Test

Test Name	Result	Normal Range
Thyroid Stimulating Hormone (TSH)	4.89 uIU/ml	0.35 - 5.5
Method	ELISA	

DR. PRASHANT MISHRA
M.D. (PATHOLOGY)

Contact No.: 2862626 (Lab), 4848148 (Res.), 8627211345 (Mobile)

DEPARTMENT OF PATHOLOGY

Patient's Name : SMT. SONAL BHARGAVA Inv. Date : 08-Dec-2017
 Age & Sex : Female Receipt No. : 1718-0004723
 Referred by : DR. ARPIT CHOPRA MD

BLOOD EXAMINATION

ANTI NUCLEAR ANTIBODIES (ANA) 21 IU/ml. *Normal*

NORMAL RANGE : Negative : Less than 40
 Positive : More than 40

DR. PRASHANT MISHRA
M.D. (PATHOLOGY)

DEPARTMENT OF PATHOLOGY

Patient's Name : SMT. SONAL BHARGAVA Date : 08/12/2017
 Age & Sex : Female Receipt No. : 1718-0004723
 Referred by : DR. VINODKUNAR RAI M.D.

Thyroid Test

Test Name	Result	Normal Range
Total Triiodothyronine (T3)	100.65 ng/dl	
Total Thyroxine (T4)	4.1 ug/dl	
Thyroid Stimulating Hormone (TSH)	10.09 uIU/ml	
Method	ELISA	

DEPARTMENT OF PATHOLOGY

Patient's Name : SMT. SONAL BHARGAVA Inv. Date : 08-Dec-2017
 Age & Sex : Female Receipt No. : 1718-0004723
 Referred by : DR. VINOD KUMAR RAI

IMMUNOFLUORESCENCE REPORT

ANA BY IMMUNOFLUORESCENCE (IMF) BLOOD
 THE TEST IS WEAK POSITIVE
 PATTERN OF IMMUNOFLUORESCENCE SPECKLED

Remarks: 1. Negative test rules out SLE in 98% of cases
 2. Weak positive immunofluorescence indicates presence of antibodies
 3. Speckled fluorescence suggests presence of antibodies
 4. Positive ANF may also be seen in 50% of patients and to systemic sclerosis, 50% of RA, 50% of other mixed connective tissue diseases
 a variable degree in other mixed connective tissue diseases

Fibromyalgia

Also called: fibrositis

OVERVIEW SYMPTOMS TREATMENTS NEWS

Widespread muscle pain and tenderness.
 Fibromyalgia is often accompanied by fatigue and altered sleep, memory and mood.

Very common
 More than 10 million cases per year (India)

- Treatment can help, but this condition can't be cured
- Requires a medical diagnosis
- Lab tests or imaging rarely required
- Chronic: can last for years or be lifelong

Also called: chronic myofascial myalgia

Hashimoto's thyroiditis (autoimmune disease)

When the immune system attacks the butterfly-shaped gland in the neck (thyroid).
 Initially, inflammation of the thyroid causes a leak resulting in excess thyroid hormones (hyperthyroidism). Over time, the inflammation prevents the thyroid from producing enough hormones (hypothyroidism).

Common
 More than 1 million cases per year (India)

- Treatable by a medical professional
- Requires a medical diagnosis
- Lab tests or imaging always required
- Chronic: can last for years or be lifelong

NAGAR PATHOLOGY LABORATORY

Dr. Vikas Nagar
M.B.B.S.
5-A, Dhanwanti Marg, Freeganj
UJJAIN (M.P.) • Ph. : 4370150 (Lab.)

REPORT

Patient Name : MRS. RAJSHREE DISAWAL
Date : 30-Sep-2019

Referred By : DR.

**** RA Factor ****
RA Factor : 87.12 IU/ml
Normal upto 20 IU/ml
(By Turbidimetry Method)

Before Modern Homoeopathy Treatment High RA Factor Report

(Dr. Vikas Nagar)

NAGAR PATHOLOGY LABORATORY

Dr. G.K. Nagar
M.D. (Path. & Bact.)
Kalpanaksha Karyalaya, Tilak Marg
UJJAIN (M.P.) • Ph. : 2555119 (Lab.)

REPORT

Patient Name : MRS. RAJSHREE DISAWAL
Date : 25

Referred By : DR.

**** RA Factor ****
RA Factor : 10.00 IU/ml
Normal upto 20 IU/ml
(By Turbidimetry Method)

After Modern Homoeopathy Treatment Normal Report

(Dr. G.K. Nagar)

This report is not for medicolegal purpose.
Subject to Ujjain Jurisdiction only.
In case of any doubt test can be repeated.

What Is Rheumatoid Arthritis?

When the immune system begins to attack the joints, the synovial fluid becomes thicker, and there is inflammation in and around the joints. This then results in a disease called Rheumatoid Arthritis. This form of Arthritis

Rheumatoid Arthritis

- Discolored skin
- Low-grade fever
- Fatigue
- Involuntary and mood changes
- Dry eyes and mouth
- Weight loss
- Joint pain, swelling, and stiffness that's often symmetrical
- Pain often starts in fingers and toes and spreads to other joints
- Joints look red and swollen
- Pain in the big toe

Very common
More than 10 million cases per year (India)

Treatment can help, but this condition can't be cured

Requires a medical diagnosis

Lab tests or imaging often required

Chronic: can last for years or be lifelong

MODERN HOMOEOPATHIC CLINIC

102, First Floor Krishna Tower
In Front of Curewell Hospital
Janjeer Wala Square, INDORE

Time : Morning : 10 am to 12 pm
Evening : 05 pm to 08 pm
Sunday : 12 am to 02 pm

Email : arpitchopra23@gmail.com
aarogyamodernhomoeopathy.com

Dr. Arpit Chopra (Jain) M.D. HOMOEOPATHY
(Critical & Surgical Diseases Specialist)

Dr. Arpit Chopra (Jain) M.D. HOMOEOPATHY
(Critical & Surgical Diseases Specialist)

Dr. Arpit Chopra (Jain) M.D. HOMOEOPATHY
(Critical & Surgical Diseases Specialist)

COMPLETE CURE, EASY, SAFE, FAST & COST EFFECTIVE

आरोग्य

MODERN HOMOEOPATHY

Dr. Arpit Chopra (Jain) M.D. HOMOEOPATHY
(Critical & Surgical Diseases Specialist)

AAROGYA SUPER SPECIALITY MODERN HOMOEOPATHIC CLINIC

Complete, Easy, Safe, Fast & Cost-effective
Permanent Modern Homoeopathy Cure With Advance Lifestyle
102, First Floor Krishna Tower In front of Curewell Hospital
Janjeer Wala Chauraha, INDORE (M.P.)

Time : 10 am to 3pm & 5 pm to 10 pm, Sunday : 12.00 am to 2.00 pm
Please Take Appointment Before Consultancy as Possible, Ph.: 0731-4977

www.homoeopathy.cure.in, Email : arpitchopra23@gmail.com

**AUTOIMMUNE DISORDER:
RHEUMATOID
ARTHRITIS**



What Is Rheumatoid Arthritis?

When the immune system begins to attack the joints, the synovial fluid becomes thicker, and there is inflammation in and around the joints. This then results in a disease called Rheumatoid Arthritis. This form of

Rheumatoid Arthritis



Arthritis
Also called: joint inflammation

OVERVIEW SYMPTOMS TREATMENTS NEWS

- Disrupted sleep
- Low-grade fever
- Fatigue
- Depression and mood changes

Dry eyes and mouth

Dr. Arpit Chopra (Jain)
M.D. HOMOEOPATHY
(Critical & Surgical Diseases Specialist)

9907527914, 9713037
9713092737, 7999978

NAGAR PATHOLOGY LABORATORY

Dr. G.K. Nagar M.D. (Path. & Bact.)
Kalpanaksha Karyalaya, Tilak Marg
LJJAIN (M.P.) • Ph. : 2555119 (Lab.)

Dr. Vikas Nagar M.B.B.S.
5-A, Dhanwanti Marg, Freeganj
LJJAIN (M.P.) • Ph. : 4370150 (Lab.)

REPORT

Patient Name : MRS RAJSHREE DISAWAL Date : 11-May-2019

Referred By : DR.

**** RA Factor ****

RA Factor : 112.50 IU/ml
Normal upto 20 IU/ml
(By Turbidimetry Method)

before treatment high RA factor report

NAGAR PATHOLOGY LABORATORY

Dr. G.K. Nagar M.D. (Path. & Bact.)
Kalpanaksha Karyalaya, Tilak Marg
LJJAIN (M.P.) • Ph. : 2555119 (Lab.)

Dr. Vikas Nagar M.B.B.S.
5-A, Dhanwanti Marg, Freeganj
LJJAIN (M.P.) • Ph. : 4370150 (Lab.)

REPORT

Patient Name : MRS RAJSHREE DISAWAL Date : 25-May-2020

Referred By : DR.

**** RA Factor ****

RA Factor : 16.00 IU/ml
Normal upto 20 IU/ml
(By Turbidimetry Method)

after Modern Homoeopathy treatment RA Factor normal report

मॉडर्न होम्य
Modern Homeopathy - Complete, Permanent, Easy, Safe

Mrs. Rajeshree Disawal

Dr. Arpit Chopra (Jain) (MD) HOMEOPATHY
CRITICAL & SURGICAL DISEASE SPECIALIST
Inventor Of Super Speciality Modern Homeopathy

AAROGYA SUPERSPECIALITY
Complete, Safe, Fast & Cost-Effective Permanent
Phone : 0731-4977076, Mobile : 97130-9273

मॉडर्न होम्य
Modern Homeopathy - Complete, Permanent, Easy, Safe

Dr. Arpit Chopra (Jain) (MD) HOMEOPATHY
CRITICAL & SURGICAL DISEASE SPECIALIST
Inventor Of Super Speciality Modern Homeopathy

AAROGYA SUPERSPECIALITY
Complete, Safe, Fast & Cost-Effective Permanent
Phone : 0731-4977076, Mobile : 97130-9273

Preventive & Prophylaxis, Tetanus, Allergy, Skin Diseases, Eczema, Anorexia, Leucorrhoea, PCOD, Menstrual disorders, Chron

अयो
SODANI DIAGNOSTIC CLINIC
ISO: 9001:2015
H/O: L.G-1, Morya Centre, Opp. Baskal Ball Club, 101, Race Course Road, Indore (M.P.)
Phone: 0731-4768222, 91617770190

Name : JYOTI RATHORE
Age / Sex : 40 Years / F
Ref Dr. : Dr. BADIKA ASHISH, (Rheumatologist)

Visit ID : 1019117252
Company : NA
Print Date : 28 Dec 2019 13:09

ANA by IFA : Weak Positive
Pattern : Homogeneous
Grade : Weak

Source : Serum
Serum, Immunofluorescence)

ENDOCRINE LABORATORY & INVITRO ALLERGY TESTING
LAB CARE DIAGNOSTICS

Indore Compound, M.Y. Hospital Road, Near Pooja Dairy, R.K.I. Ratna Centre, Indore (M.P.) ☎ : 0731-2706061, 4938192
Mob. : 98274-37123, 93297-93020 • www.endoallergy.com
Email: endolabcareindora@gmail.com

TEST REPORT

Patient : MRS. JYOTI RATHORE
Age/Sex : 42 Years / Female
Ref. By : DR. ARPIT CHOPRA JAIN (MD HOMEOPATH)
Associate : MADHAV CHIKITSA SANSTHAN -INDORE

Reg. No : 2008109224
Reg. Date : 18-Aug-2020
Report Date : 19-Aug-2020
Laboratory

ANTI NUCLEAR ANTIBODY (BY CHEMILUMINESCENCE)

Parameter	Result	Unit	Biological Reference Interval
ANA	0.79	Index	<1.5 - Negative >1.5 - Positive

BY CHEMILUMINESCENCE
The presence of one or more circulating serum autoantibodies to nuclear antigens is a hallmark of Systemic Rheumatic Diseases. A negative ANA test virtually rules out a diagnosis of Systemic Lupus Erythematosus but a positive test may be indicative of autoimmune connective tissue diseases such as Scleroderma, Rheumatoid Arthritis and Sjogren's Syndrome.

Thyroid-Stimulating Hormone (TSH), Serum

TSH	3.88	µIU/ml	0.35 to 5.55 up to 1 year: 0.5 - 10.0 During Pregnancy First Trimester : 0.26 - 2.66 Second Trimester : 0.55 - 2.73
-----	------	--------	---

FIBROMYALGIA

28 Tuesday गठिया

31st Week • 210-156

2020 JULY

Appointments

मैं ज्योति रावैर, मुझे 2 सालों से गठिया की समस्या थी। मैंने इस बीमारी का Allopathic उपचार लिया। इस उपचार से बीमारी के लक्षण तो कम हुए लेकिन हव बन करने लगी लक्षण फिर से आ गये। फिर मैंने रिचोथार के डॉ. अर्पित चौधरी जैन सर के माँर सर के मॉडर्न होमोपैथी उपचार के जारे में खतपा। मैंने सर से मुझे 1 महीने से इलाज लेना शुरू किया और अब मेरी Test Reports, normal आ रही हैं।

मैं डॉ. अर्पित चौधरी जैन सर को धन्यवाद देती हूँ।

धन्यवाद
ज्योति रावैर
Village Boxlai, Dist. Barwani, M.P.
7000387851

CURED!

Jyoti

Dr. Arpit Chopra (Jain)
M.D. HOMOEOPATHY
(Critical & Surgical Diseases Specialist)

Contact:
9907527914, 9713037737
9713092737, 7999978894

AAROGYA SUPER SPECIALITY MODERN HOMOEOPATHIC CLINIC

Complete, Easy, Safe, Fast & Costeffective
Permanent Modern Homoeopathy Cure With Advance Lifestyle
102, First Floor Krishna Tower In front of Curewell Hospital
Janjeer Wala Churaha, INDORE (M.P.)
Time : 10 am to 3pm & 5 pm to 10 pm, Sunday : 12.00 am to 2.00 pm
Please Take Appointment Before Consultancy as Possible, Ph: 0731-4977076
homeopathy.cure.com, Email - arpitchopra23@gmail.com

Fibromyalgia

Also called: fibrositis

OVERVIEW SYMPTOMS TREATMENTS NEWS

Widespread muscle pain and tenderness.

Fibromyalgia is often accompanied by fatigue and altered sleep, memory and mood.

FIBROMYALGIA

SPATIAL DISORIENTATION
MEMORY PROBLEMS
IRRITABLE BOWEL
ATTENTION DEFICIT
RASHES AND ITCHING
CHANGES IN VISION
RESTLESS LEG SYNDROME

WIDESPREAD PAIN
MORNING STIFFNESS
SEVERE ALLERGIC REACTIONS
CHRONIC PAIN
BRAIN FOG
CHRONIC FATIGUE
HEART PALPITATIONS



COMPLETE CURE, EASY, SAFE, FAST & COST EFFECTIVE

MODERN
आरोग्य
+ ERN +
HOMOEOPATHY

Sjögren's syndrome

OVERVIEW SYMPTOMS TREATMENTS NEWS

An immune system disorder characterised by dry eyes and dry mouth.

With this disorder, the body's immune system attacks its own healthy cells that produce saliva and tears. Sjögren's syndrome often occurs with other such disorders, such as rheumatoid arthritis and lupus.

Common

More than 1 million cases per year (India)

- Treatment can help, but this condition can't be cured
- Requires a medical diagnosis
- Lab tests or imaging often required
- Chronic: can last for years or be lifelong

Symptoms of Sjögren's syndrome

People with Sjögren's may have neurological problems including impaired memory and concentration. Peripheral neuropathy is also possible.

Dry eye causes considerable discomfort and can lead to corneal ulcerations untreated. Dry eyes are more sensitive to irritants and susceptible to infection.

Dry mouth can affect diet and nutrition, speech, taste, tolerance to dental prostheses and oral health.

Severe oral dryness may lead to dysphagia, with food "sticking" in the esophagus, or reflux esophagitis.

Skin disorders, such as cutaneous vasculitis, Raynaud's phenomenon, and digital ulceration can occur.

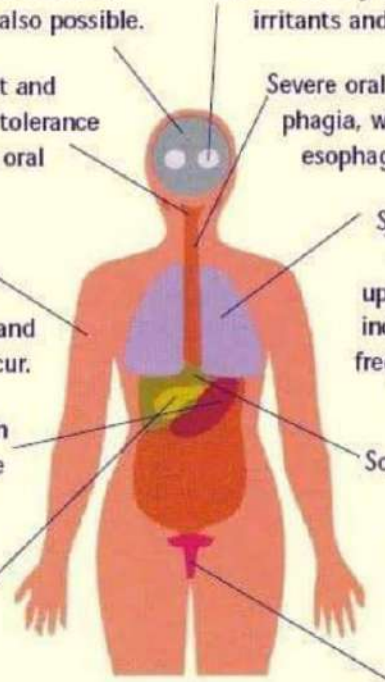
Sjögren's syndrome is often complicated by recurrent upper respiratory infections including sinusitis and pneumonia, frequently, by obstructive pulmonary disease and interstitial lung disease.

Nutritional malabsorption may occur due to damage to the mucus of the stomach lining.

Some people with Sjögren's syndrome have other autoimmune abnormalities, including primary biliary cirrhosis and chronic hepatitis.

A small percentage of Sjögren's syndrome patients develop pancreatitis.

Vaginal dryness is common.



Sjogren's Syndrome



आरोग्य सुपर स्पेशलिटी मॉडर्न होम्योपैथिक क्लीनिक

कम्पलिट * परमानेंट * ईजी * सेफ * फास्ट एंड कॉस्ट इफैक्टिव

* कैंसर * किडनी फेलियर * अस्पताल में गंभीर रूप से भर्ती मरिजों का उपचार

* शल्य चिकित्सा योग्य रोग * आँटो इम्यून रोग * जीवनभर दवाई लेने वाले रोगों का उपचार

एवं 300 प्रकार के असाध्य जटिल रोगों की चिकित्सा।

102, 104, प्रथम मंजिल, कृष्णा टॉवर, क्योरवेल हॉस्पिटल के सामने, जंजीरवाला चौराहा, न्यू पलासिया,
फोन : 0731-4977076, मो. : 97 130-92737, 97 130-37737, 79999-78894, 99075
www.homoeopathyin.com, www.aarogyahomoeopathyindore.com Email : arpitchopra23

Medical Laboratory Report

Dr. S K DHANOTE
Reference: Dr. S K DHANOTE

Sample Collected At: 15/2 South (Indore), Sahaj Hospital Pvt Ltd
Indore in a. 462001 zone: IN-199
PROCESSING LOCATION - Metropolis Healthcare Ltd, Unit No. 409-416, 4th Floor, Commercial Building-1, Kohnor Mall, Mumbai-70.

Registered On: 24/08/2020 01:21 PM
Collected On: 24/08/2020 3:21 PM
Reported On: 26/08/2020 03:17 PM

Investigation	Observed Value	Unit	Biological Reference Interval
RNP - Sm Antibody IgG	Negative(12.51)	RU/mL	Negative: < 20 Positive: >= 20
U1-snRNP (88 KDa) IgG (Phosphorylase kinase)	Negative(0.7)	EIA U/mL	Negative: < 5 Equivalent: 5-19 Positive: > 19 Please note change in reference range & method
Jo-1 Antibody IgG (IA)	Positive(11.38)	RU/mL	Negative: < 20 Positive: >= 20
Centromere Antibody IgG (IA)	Negative(7.25)	RU/mL	Negative: < 20 Positive: >= 20

Interpretation:
Anti-centromere antibodies (ACA) are directed against centromere protein, serological detection is relevant for both diagnostics and differentiation in Systemic sclerosis (SS). SS is a chronic inflammatory autoimmune disease, occurring in phases, and is characterized by accumulation of collagen in the skin and inner organs. Limited form of SS, which is equated to a larger extent with CREST syndrome is characterized by: Calcinosis, Raynaud phenomenon, Esophageal hypomotility, Sclerodactyly, and Telangiectasia, affects the extremities rather than the inner organs. ACA can be found in 22-30% SS. In most of the cases (80-95%), they are associated with limited form of the disease and considered as an indicator of mild disease course and good prognosis. In diffuse form of the disease, which also includes lung fibrosis, ACA are found in about 8% of cases. 15-30% of patients having primary biliary cirrhosis can express ACA.

Dr. S K DHANOTE
INDORE, INDORE
Tel No : 9826784143
PIN No : 452001
PID NO: P312000043523
Age: 74.0 Year(s) Sex: Male

Reference: Dr. S K DHANOTE
Sample Collected At: Nirvighn diagnostic, 102 Krishna tower, c/o curewell hospital, janjeerwala square, new palasiya, indore mp.
PROCESSING LOCATION - Metropolis Healthcare Ltd, Unit No. 409-416, 4th Floor, Commercial Building-1, Kohnor Mall, Mumbai-70.

VID: 3120010040764
Registered On: 02/12/2020 11:17 AM
Collected On: 02/12/2020 11:17 AM
Reported On: 05/12/2020 01:46 PM

Jo-1 Antibody IgG (Serum,EIA)	Negative(13.82)	RU/mL	Negative: < 20 Positive: >= 20
Centromere Antibody IgG (Serum,EIA)	Negative(2.08)	RU/mL	Negative: < 20 Positive: >= 20
Sci-70 IgG (Serum,EIA)	Negative(4.30)	RU/mL	Negative: < 20 Positive: >= 20 Note: Please note change in reference range
DNA (Double Strand) Antibody NcX (Serum,EIA)	Negative(32.14)	IU/mL	Negative: < 100 Positive: >= 100



डॉ. अर्पित चोपड़ा (मैन)
एम. बी. होम्योपैथी
जर्नल, असाध्य एवं
शल्य रोग विशेषज्ञ

आरोग्य सुपर स्पेशलिटी मॉडर्न होम्योपैथिक क्लीनिक



कम्पलिट * परमानेंट * ईजी * सेफ * फास्ट एण्ड कॉस्ट इफैक्टिव

* कैंसर * किडनी फेलियर * अस्पताल में गंभीर रूप से भर्ती मरिजों का उपचार * कोमा *
* शल्य चिकित्सा योग्य रोग * आँटो इम्यून रोग * जीवनभर दवाई लेने वाले रोगों की रोकथाम
एवं 300 प्रकार के असाध्य जटिल रोगों की चिकित्सा।

102, 104, प्रथम मंजिल, कृष्णा टॉवर, क्योरवेल हॉस्पिटल के सामने, जंजीवाला चौराहा, न्यू पलासिया, इन्दौर (म.प्र.)

फोन : 0731-4977076, मो. : 97130-92737, 97130-37737, 79999-78894, 99075-27914

www.homoeopathy cure.in, www.aarogyahomoeopathyindore.com Email : arpitchopra23@gmail.com

Branch : HYDERABAD

Ms. FEROZA JALLIL (5719792)

Age / Sex : 53 Y / Female

Ref. By : MEDLIFE LABS - HYDERABAD



Collecte
Receive
Reporte

Old Report

Final Test Report

Specimen	Test Name	Result	Units	Reference
SEROLOGY				
Serum	CRP	10.2	mg/L	<5.0
<p>Note: The CRP response frequently precedes clinical symptoms such as infections, inflammatory diseases and detectable within 6 to 8 hours and the peak value is reached within 24 to 48 hours. Levels of up to thousandfold severe stimuli such as myocardial infarction, major trauma, surgery, or malignant neoplasms. CRP levels can be elevated in the later stages of pregnancy, birth control pills or hormone replacement therapy (decreased CRP values may be obtained from samples taken from patients who have been treated with gammopathy, in particular type IgM (Waldenström's macroglobulinemia) and patients who have been treated or may cause unreliable results. CRP determination may replace the classical determination of Erythrocytes Sedimentation rate to changes in disease activity (CRP increases sooner and then decreases more rapidly than the ESR) and</p>				
Serum	RA - FACTOR	79.2	IU/mL	Less than

Verified By
Dr. Bhavani M

Dr.S.



SID No : 24080592

Branch : BENGALURU

Ms. FEROZA JALLIL S00572002

Age / Sex : 53 Y / Female

Ref. By : MEDLIFE LABS - BGL

Patient ID : 2400516406



Collected Date : 30/12/2020 / 20:51

Received Date : 30/12/2020 / 20:54

Reported Date : 30/12/2020 / 21:31

Final Test Report

Page 1 of 1

Specimen	Test Name	Result	Units	Reference Range / Method
SEROLOGY				
Serum	ANTI CCP	<7.00	U/mL	Upto 17.0 (ECLIA)
<p>Note : Anti CCP is useful for diagnosis of early Rheumatoid arthritis. Depending on the severity of Rheumatoid arthritis Positive results occur in 60 to 90% of patients. The predictive value of Anti CCP is greater than RF. Positive results may also occur in patients with seronegative Rheumatoid arthritis.</p>				
Serum	CRP	<1.0	mg/L	<5.0
<p>Note: The CRP response frequently precedes clinical symptoms such as infections, inflammatory diseases and malignant neoplasms. Alterations are detectable within 6 to 8 hours and the peak value is reached within 24 to 48 hours. Levels of up to thousandfold the normal value are associated with severe stimuli such as myocardial infarction, major trauma, surgery, or malignant neoplasms. CRP levels can be elevated in the later stages of pregnancy, birth control pills or hormone replacement therapy (i.e., estrogen) and obesity. Significantly decreased CRP values may be obtained from samples taken from patients who have been treated with carbonylpenicillins. In very rare cases, gammopathy, in particular type IgM (Waldenström's macroglobulinemia) and patients who have been treated or received monoclonal mouse antibodies may cause unreliable results. CRP determination may replace the classical determination of Erythrocytes Sedimentation Rate (ESR) and its prompt response to changes in disease activity (CRP increases sooner and then decreases more rapidly than the ESR) and its good correlation to ESR.</p>				
Serum	RA - FACTOR	<10	IU/mL	Less than 14 (Immunoturbidimetric)

Rheumatoid arthritis

Also called: RA

OVERVIEW SYMPTOMS TREATMENTS NEWS

A chronic inflammatory disorder affecting many joints, including those in the hands and feet.

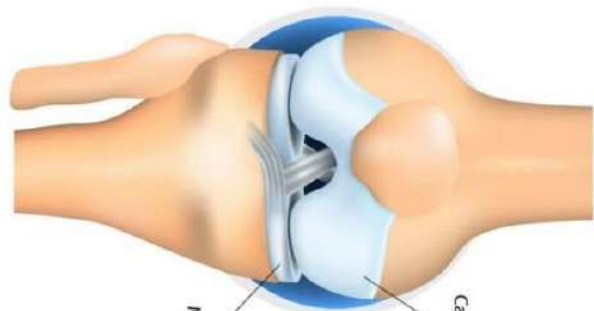
In rheumatoid arthritis, the body's immune system attacks its own tissue, including joints. In severe cases, it attacks internal organs.

Common

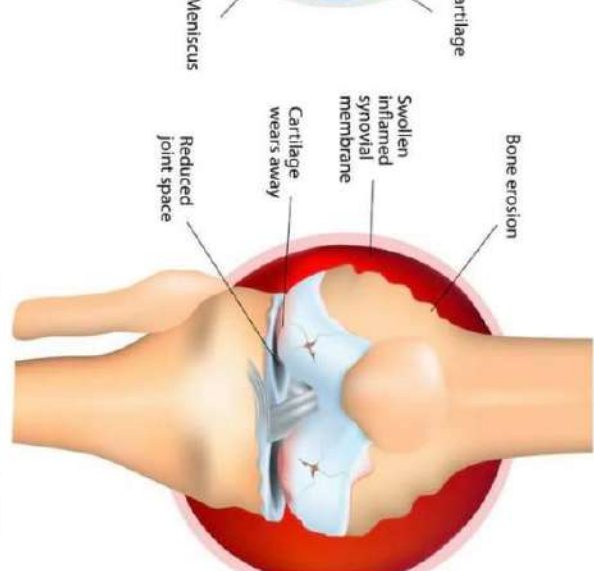
More than 1 million cases per year (India)

+ Treatment can help, but this condition can't be cured

Healthy joint



Rheumatoid arthritis



RHEUMATOID ARTHRITIS

Ankylosing spondylitis

Also called: Bechterew's disease

OVERVIEW SYMPTOMS TREATMENTS N

An inflammatory arthritis affecting the spine a large joints.

The condition is more common among men ar usually begins in early adulthood.

Common

More than 1 million cases per year (India)

- Treatable by a medical professional
- Requires a medical diagnosis
- Lab tests or imaging always required
- Chronic: can last for years or be lifelong



CRITICAL & SURGICAL DISEASES SPECIALIST
Reg. No. 14247
Phone : 0731-4977076
Mobile : 97130-92737, 97130-37737, 79999-78894, 99075-27014
Website : www.homeopathyure.com / www.aarogyahomeopathyindore.com

Complete, Easy, Safe, Fear & Cost-effective Permanent Modern Homeopathy Care With Advanced Lifestyle

Cancer (any type - Stage)
Rabies (Furca & Bites) diseases
Critical & Last Stage Diseases
ICU & Hospitalized Patients Cases
Surgical Cases, Muscular Dystrophy, Auto Immune Disease, Coma, Central Anisops, Parkinson's Disease, Asthma/Anemia, Ankylosing Spondylitis, Rheumatoid Arthritis, Spinal Stenosis, Slip Disc (PVD), Liver Diseases (Fatty Liver, Fatty Liver Disease, Cirrhosis), Thyroid disorder, Infertility, Infertility, Sexual Disorders, Rheumatism, Bacteric, Scabies, Migraine, Knee Pain, Diabetes, Blood Clotting, Urinary Infection, Prostate & Urological Diseases, Renal & Gallbladder stone, Hereditary Diseases, Insulinic Diabetes, Mental Personality & Mood Disorder, Accident & Emergency Medicine, Homeopathic (Pneumonia & Pneumonia, Tuberculosis, Allergy, Skin Diseases, Eczema, Psoriasis, Leishmaniasis, Acne, Contact Dermatitis, Lice, Hair Growth, Obesity, Under Weight, Hair Fall, Baldness, Hair, Escalator, Acidity, Gas, Constipation, Piles, Prostate, Prostate, Asthma, Allergy, Paralysis, Insomnia, Depression, Weakness of Memory, Stroke, Stammering, Psoriasis, Diabetes, Dizziness, Tremor, Hemorrhoids, Anemia, Anemia, Weakness, Dizziness, Anemia, Leishmaniasis, PCOD, Menstrual Disorders, Chronic Diseases, Excessive Sweating, Rheumatism, Blood Pressure & Heart Diseases, Homeopathic, Veterinary Medicine, Fast cure & Prevention for Acute diseases like Flu, Typhoid, Malaria, Cough, Cold, Pain, Dengue, Chikungunya.

AMROHIN SUPER SPECIALITY MODERN HOMEOPATHIC CLINIC
Complete, Easy, Safe, Fear & Cost-effective Permanent Modern Homeopathy Care With Advanced Lifestyle
102, 104, Pratham Manzil, Kaphana Tower, Koyorevel Hospital, Indore (M.P.)
Phone : 0731-4977076, 97130-92737, 97130-37737, 79999-78894, 99075-27014
Website : www.homeopathyure.com / www.aarogyahomeopathyindore.com

AMROHIN SUPER SPECIALITY MODERN HOMEOPATHIC CLINIC
Complete, Easy, Safe, Fear & Cost-effective Permanent Modern Homeopathy Care With Advanced Lifestyle
102, 104, Pratham Manzil, Kaphana Tower, Koyorevel Hospital, Indore (M.P.)
Phone : 0731-4977076, 97130-92737, 97130-37737, 79999-78894, 99075-27014
Website : www.homeopathyure.com / www.aarogyahomeopathyindore.com

AMROHIN SUPER SPECIALITY MODERN HOMEOPATHIC CLINIC
Complete, Easy, Safe, Fear & Cost-effective Permanent Modern Homeopathy Care With Advanced Lifestyle
102, 104, Pratham Manzil, Kaphana Tower, Koyorevel Hospital, Indore (M.P.)
Phone : 0731-4977076, 97130-92737, 97130-37737, 79999-78894, 99075-27014
Website : www.homeopathyure.com / www.aarogyahomeopathyindore.com

What a CRP Test Can Screen For

Infection	Chronic inflammatory disease	Heart disease
- Pneumonia - Sepsis - Skin infection - etc	- Rheumatoid arthritis - Inflammatory bowel disease - Lupus	

CENTRAL LAB INDORE
Bill No : 7900000671
Name : Mrs. POOJA SINGH
Age & Sex : 28Y / Female
Final Test Report

Spec. Type	Test Name	Results	Previous Results (Date)	Units	Reference Range
IMMUNOLOGY	HLA-B27 RT-PCR#	POSITIVE			Real Time PCR

COMMENTS:
Kindly Correlate Clinically

Medical Laboratory Report
Reference: VID: 3120010053153
Sample Collected At: Parakh pathology, Satya complex, sapra-sangeeta main road, indore zone: 20003
PROCESSING LOCATION:- Metropolis Healthcare Ltd, Unit No. 409-416, 4th Floor, Commercial Building-1, Kohninoor Mall, Mumbai-70

HLA B27 (Human Leucocyte Antigen B27)
(EDTA Whole Blood)

Investigation	Observed Value	Unit	Biological Reference Interval
HLA B27 Detection	Negative		Negative

Method: Flow Cytometry

Clinical Background:
Human leukocyte antigen B27 (HLA-B27) is a major histocompatibility complex class 1 molecule that is strongly associated with the disease ankylosing spondylitis. Testing for HLA-B27 is of diagnostic value because more than 90% of patients with ankylosing spondylitis possess B27 allele, but only 1% of people with HLA-B27 develop the disease. HLA B27 is also known for its associations with other diseases (like Reiter's disease, Acute anterior uveitis, Psoriatic arthritis, Juvenile idiopathic arthritis).

Limitations:

- HLA B7 can cross react with anti-HLA B27 antibody giving false positive test result. This can be confirmed by alternate method discriminating B7 & B27 or by ancillary molecular techniques.
- Since the assay is cut-off based analysis by Flow cytometric expression of HLA B27 antigen, any result +/- 10% of cut-off is considered as Borderline, which can be confirmed by Molecular assays like Real time PCR / Microarray.
- HLA B27 should only be used as an adjunct to clinical diagnosis since it only gives predisposition for the development of disease.

Ankylosing Spondylosis
An inflammatory arthritis affecting the spine and large joints.

Fusion

आरोग्य सुपर स्पेशलिटी मॉडर्न होम्योपैथिक क्लिनिक

कम्पलिट * परमानेंट * ईजी * सेफ * फास्ट एण्ड कॉस्ट इफैक्टिव

* कैंसर * किडनी फैलियर * अस्पताल में गंभीर रूप से भर्ती मरिजों का उपच

* शल्य चिकित्सा योग्य रोग * आँटो इम्यून रोग * जीवनभर दवाई लेने वाले रोगी

एवं 300 प्रकार के असाध्य जटिल रोगों की चिकित्सा ।

102, 104, प्रथम मंजिल, कृष्णा टॉवर, क्योरवेल हॉस्पिटल के सामने, जंजीरवाला चौराहा, न्यू पलासिया

फोन : 0731-4977076, मो. : 97130-92737, 97130-37737, 79999-78894, 99075-27014

www.homeopathyure.in, www.aarogyahomeopathyindore.com Email : arpitchopra2

Rheumatoid Arthritis





How to protect your joints, reduce pain, and improve mobility



In rheumatoid arthritis, the body's immune system attacks its own tissue, including joints. In severe cases, it attacks internal organs.

Common

More than 1 million cases per year (India)

-  Treatment can help, but this condition can't be cured
-  Requires a medical diagnosis
-  Lab tests or imaging always required
-  Chronic: can last for years or be lifelong

eiaci Shri Sai Baba Hospital & Research Centre

II SARKA MALIK EK II

Patient Name : MRS RITU JAIN
 Age & Sex : 47 Years / Female
 Referred By : DR. JUZER HAMID

Lab No. : 28
 Reg No. : 0012708
 Registration Dat : 09/10/2020 09:36 am
 Report Date : 09/10/2020 03:18 pm

INVESTIGATION(S)	RESULT	UNITS	REFERENCE RANGE
BLOOD SUGAR - FASTING			
Blood Sugar (F)	94.4	mg/dl	70-110
Corresponding urine sugar	NR		
Urine Ketone	NR		
Ur URIC ACID			
Sr Uric Acid	2.67	mg/dl	2.5-6.8
S-REACTIVE PROTEIN (CRP) QUANTITATIVE			
RESULT	0.260	mg/dl	<0.5
RA Factor Quantitative			
Result	200.0	↑↑↑ IU/ml	<15.0

End Of Report

Dr. G. C. Gidwani (MBBS, DCP) (Consultant Pathologist)

CHHATRI BAGH, INDORE ☎ : 0731-2341790, 2343772, 94065-36601
 E-mail : shrisaibaba.medi@yahoo.com
 www.saibabamandrichhatribagindore.com

Report is not valid for Medico legal purposes

Centre Take Action

MRS. RITU JAIN

SAMPLE ID : S240022121 LAB ID : 240121-022 COLLECTED DATE, TIME : 24/09/2021 12:53 PM

REFERRING DR. : DR. CHOPRA ARPIT M.D. REPORTED : 24/09/2021 02:00 PM

INVESTIGATIONS	RESULTS	REFERENCE INTERVAL
RHEUMATOID FACTOR (RA) SERUM		
RF (QUANTITATIVE)	14.88 IU/ml	up to 20

Normal

Comments: Rheumatoid factor is an antibody directed against the Fc portion of the IgG molecule. Polyreactive RF has binding specificity for substances other than IgG like nuclear components. This polyreactive RF is usually of the IgM class with low affinity. RF is not specific only for Rheumatoid arthritis, but it is often seen in cases of chronic infections and other systemic inflammatory conditions. Healthy individuals > 65 years of age may also show positive RF results. In addition to the common IgM RF, both IgA RF & IgG RF have been detected. IgA RF has been related to the more severe form of the disease with erosions.

Dr. G. C. Gidwani (MBBS, DCP) (Consultant Pathologist)

Sudama Nagar, Narendra Tiwari Marg, Opp. Chhatrapati Shivaji School, Indore - 452 005. Mob. : 88788-88163 • Website : www.theuniversalhealth.in

1/0 Δ Rheumatoid Arthritis : Oct (2020)

Stiffness ⊕ Right shoulder & Digits of both hand.

Swallowing ⊕

RA factor - 200.

आरोग्य सुपर स्पेशलिटी मॉडर्न होम्योपैथिक क्लिनिक

कम्पलिट * परमानेंट * ईजी * सेफ * फास्ट एंड कॉस्ट इफैक्टिव

* कैंसर * किडनी फेलियर * अस्पताल में गंभीर रूप से मर्ती मरिजों का उपचार * कोमा * शल्य चिकित्सा योग्य रोग * आँटों इन्फ्यूजन रोग * जीवनभर दवाई लेने वाले रोगों की रोकथाम एवं 300 प्रकार के असाध्य जटिल रोगों की चिकित्सा।

102, 104, प्रथम मंजिल, कृष्णा टॉवर, बयोरवेल हॉस्पिटल के सामने, जंजीरवाला चौराहा, न्यू पलासिया, इन्दौर (M.P.)
 फोन : 0731-4977076, मो. : 97130-92737, 97130-37737, 79999-78894, 99075-27914
 www.homoepathycure.in, www.aarogyahomeopathyindore.com Email : arpitchopra23@gmail.com



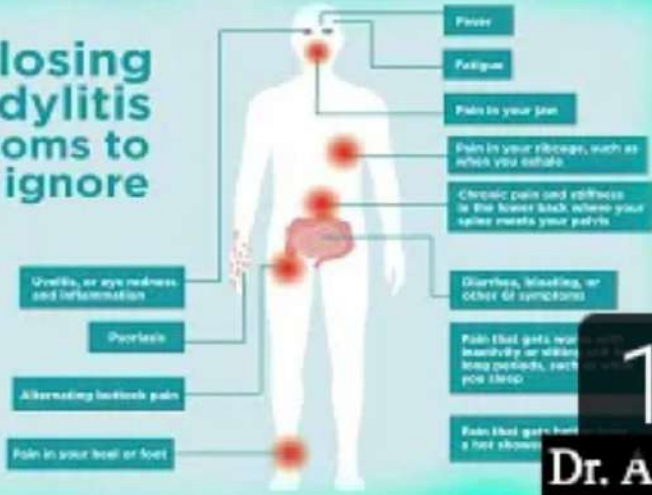
क्या आप अंकिलोसिंग स्पॉन्डिलाइटिस से परेशान हैं

अंकिलोसिंग स्पॉन्डिलाइटिस को कैसे खत्म करे




Patient - Pooja Singhi

Ankylosing Spondylitis symptoms to never ignore



17:29
Dr. Arpit Chopra Jain



Ankylosing spondylitis
Also called: Bechterew's disease

OVERVIEW **SYMPTOMS** **TREATMENTS** **N**

An inflammatory arthritis affecting the spine a large joints.

The condition is more common among men and usually begins in early adulthood.

Common
More than 1 million cases per year (India)

- Treatable by a medical professional
- Requires a medical diagnosis
- Lab tests or imaging always required
- Chronic: can last for years or be lifelong

आरोग्य सुपर स्पेशलिटी मॉडर्न होमोपैथिक क्लीनिक

क्यापिलि * प्रभावलेन * ईवी * सेक * फास्ट प्लड कॉस्ट इफैक्टिव

* कैसर * किडनी फेलियर * अस्वाभाव में गभीर रूप से भर्ती मरीजों का उपचार

* शल्य चिकित्सा योग्य रोग * आँदो इत्युक्त रोग * जीवनभर दवाई लेने वाले रोगों पर 300 प्रकार के अस्वास्थ्य अद्विज रोगों की चिकित्सा ।

HLA B27 (Human Leucocyte Antigen B27)
(2013 Whole Blood)

Investigation **Observed Value** **Unit** **Biological Reference Interval**

HLA B27 Direction Negative Negative

Method: Flow Cytometry

Clinical Background:
Human Leucocyte Antigen B27 (HLA-B27) is a major histocompatibility complex class I molecule that is strongly associated with the disease ankylosing spondylitis. Testing for HLA-B27 is of diagnostic value because more than 90% of patients with ankylosing spondylitis possess B27 allele, but only 1% of people with HLA-B27 develop the disease. HLA B27 is also known for its association with other diseases like Crohn's disease, Acute anterior uveitis, Psoriatic arthritis, Ankylosing spondylitis, etc.

Limitations:
HLA-B27 can cross react with anti-HLA-B27 antibody giving false positive test result. This can be confirmed by alternative method discriminating B27 & B27 or by auxiliary molecular markers.
Since the assay is sub-plate analysis by flow cytometric expression of HLA-B27 antigen, any result $< 10\%$ of cut-off is negative.
HLA-B27 as an infectious agent can be confirmed by PCR from PCR detection.
HLA-B27 should only be used as an adjunct to clinical diagnosis since it is not specific for the development of disease.

Medical Laboratory Report
VIB: 3120182515

Reference:
Sangeeta Chhabra MD
23010201
Colo Clinic Dr.
23010201 1309PH
Report Dr.
23010201 08:00 PM

What a CRP Test Can Screen For

- Infection
- Chronic Inflammatory disease
- Heart disease

Dr. Arpit Chopra Jain
17:29

क्या आप सोराइसिस से परेशान हैं **क्या आप सोराइसिस को खत्म करना चाहते हैं**



Patient - Bilkis khairani



Dr. Arpit Chopra Jain

Treatment Of psoriasis By Modern Homeopathy

YOUTUBE.COM

Skin Psoriasis of 12 years cured by Dr. Arpit chopra Jain Super Speciality Aarogya Moder...

February
2021 Week 07
11 THURSDAY (04.03.21)
8:00 am 2 बख्त शी भया। भी अर्पित
9:00 am का तारी बिक शी शुक्रादीया
10:00 am मरती हुं। बहुत बहुत थोर
11:00 am you Arpit sir.
12:00 pm Bilkis khesani
1:00 pm 36/4 Snehalata gani
2:00 pm kros, Silver jubilee APP
3:00 pm Indore.
4:00 pm Mobile
5:00 pm 9993354585

आरोग्य
COMPLETE CURE FAST & COST EFFECTIVE
HOMOEOPATHY

* कैंसर * किडनी फेलियर * अस्पताल में गंभीर रूप से * भर्ती मरिजों का उपचार * कोमा * शल्य चिकित्सा योग्य रोग आँटो इन्यून रोग * जीवनभर दवाई लेने वाले रोगों की रोकथाम एवं 300 प्रकार के असाध्य जटिल रोगों की चिकित्सा।

आरोग्य सुपर स्पेशलिटी मॉडर्न होम्योपैथिक क्लीनिक
कम्प्लिट * परमानेन्ट * ईजी * सेफ * फास्ट एण्ड कॉस्ट इफेक्टिव
102, प्रथम मंजिल, कृष्णा टॉवर, कयोरेल हॉस्पिटल के सामने, जर्जीवाला पुराहा, न्यू पामासिया, इन्डोर (म.प्र.)
फ़ोन : 0731-4977076, नो. : 97130-92737, 97130-37737, 79999-78894, 99075-279149
www.homeopathycurer.in, www.aarogyahomeopathyindore.com Email : arpitchopra23@gmail.com

डॉ. अर्पित चोपड़ा (जीन)
एम. बी. होम्योपैथी
जटिल, असाध्य एवं
शल्य रोग विशेषज्ञ

मुझे पिछले 12 सालों से (041-324) WEDNESDAY 10
सोराइसिस की बीमारी थी मैंने
बहुत सारे डॉक्टरों को दिखाया
पर जब तक दवाई लेती थी तब
मुझे फर्क दिखा या उसके बाद
जैसे ही दवाई बंद की तुरंत वापस
सोराइसिस बढ़कर ज्यादा हो
जाती थी। फिर मुझे मॉडर्न
होम्योपैथी का पता चला और
मैं डॉक्टर अर्पित जीन से मिली
उन्होंने हमको बताया ये बिल्कुल
जल्द जैसे खत्म हो जाएगा। तब मैंने
मॉडर्न होम्योपैथी की दवाई शुरू
की। मॉडर्न की ओर मुझे सोराइसिस जल्द से

Arthritis

How to protect your joints, reduce pain, and improve mobility



Shri Sai Baba Hospital & Research Centre

Patient Name: **MRS RITU JAIN** Lab No: **20**
 Age & Sex: **47 Years / Female** Reg No: **1812718**
 Referred By: **DR. JAZZER VASANI** Referral Date: **18/12/2018**

elaci **BOCHEMISTRY**

TEST	UNIT	RESULT	REF. RANGE
Urea Nitrogen	mg/dl	14.4	10-20
Creatinine	mg/dl	0.9	0.6-1.2
Glucose	mg/dl	100	70-100
Alkaline Phosphatase	U/L	120	40-120
Aspartate Aminotransferase	U/L	15	0-35
Alanine Aminotransferase	U/L	15	0-35
Gamma-GT	U/L	15	0-35
Protein	g/dl	7.8	6.5-8.5
Albumin	g/dl	4.2	3.5-5.0
ESR	mm/hr	105	0-20
CRP	mg/dl	12.5	0-0.5

Report to send valid for Rheumatoid factor & Swelling

10 Δ Rheumatoid Arthritis : Oct 2020
 Stiffness ⊕ Right shoulder &
 Swelling ⊕ Digits of both
 Hand.
 RA factor - 200.

cases, it attacks internal organs.

Common


More than 1 million cases per year (India)

Treatment can help, but this condition can't be cured

Requires a medical diagnosis

Lab tests or imaging always required

Chronic: can last for years or be lifelong



आरोग्य सुपर स्पेशलिटी मॉडर्न होम्योपैथिक क्लिनिक

कम्प्लिट * पामाजेंट * इंजी * सेक * फास्ट एंड कॉस्ट इफेक्टिव
 * फेसल * डिजनी फेसल * अस्पताल में गर्भित रूप से भती बहिनो का उपचार * कोष
 * शल्य चिकित्सा कोष * आर्टो इन्फ्यूजन * ऑनलाइन ट्रायल लेने वाले रोगो की टोकन
 एवं 300 प्रकार के असायन्य अटिव रोगो की चिकित्सा।

102, 104 पंचम मंजिल, कृष्णा एंटर, इन्दौरकेन रोडिस्टेशन के सामने, जन्मीनाना रोड, न्यू एपारिमेंट, इन्दौर (M.P.)
 कॉल : 0731-4977076, मो. : 97130-82737, 97130-37737, 79999-78894, 99075-27914
 www.homoeopathyindia.in, www.aarogyahomoeopathyindia.com Email : aaropchopra2@gmail.com

क्या आप रहुमटॉइड आर्थराइटिस से परेशान हैं

रहुमटॉइड आर्थराइटिस को कैसे खत्म करें

Normal Rheumatoid Arthritis



Patient - Ritu Dakolia Jain



Dr. Arpit Chopra Jain



Rheumatoid arthritis

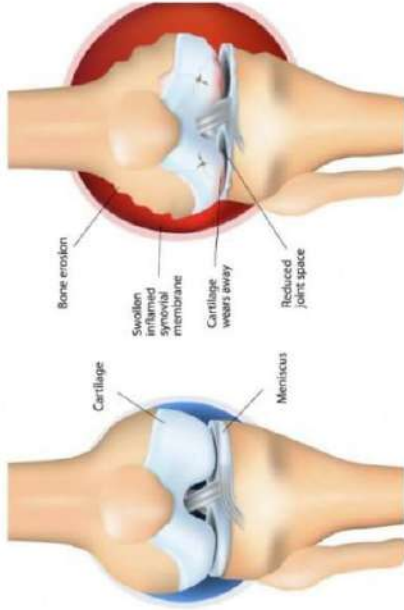
Also called: RA

OVERVIEW SYMPTOMS TREATMENTS NEWS

A chronic inflammatory disorder affecting many joints, including those in the hands and feet.

In rheumatoid arthritis, the body's immune system attacks its own tissue, including joints. In severe cases, it attacks internal organs.

RHEUMATOID ARTHRITIS



Healthy joint

Rheumatoid arthritis

SHRI SAI BABA HOSPITAL & RESEARCH CENTRE

Lab No. 615
Reg No. 000252
Registration Dt. 11/07/2019 (15:57:00)
Report Date 11/07/2019 (15:57:00)

Referred By: DR. ARPIT CHOPRA (MD)

INVESTIGATION(S)	RESULT	UNITS	REFERENCE RANGE
ESR	46	mm/hr	0-20
HAEMATOCYTOLOGY			
WBC	11.5	10 ⁹ /L	4-11
DIFFERENTIAL WBC			
NEUTROPHILS	78%		50-70%
LYMPHOCYTES	18%		20-40%
PLATELET	4.5	10 ⁹ /L	1.5-4.5
PLASMA FIBRINOGEN	5.5	g/L	2-4

CHHATRI BAGH, INDORE
Phone: 0731-497670
Mobile: 97130-82737, 97130-37727
Website: www.honocoopathy.com, www.honocoopathycare.com, www.honocoopathyindia.com

CHHATRI BAGH, INDORE
Phone: 0731-497670
Mobile: 97130-82737, 97130-37727
Website: www.honocoopathy.com, www.honocoopathycare.com, www.honocoopathyindia.com

Centre

JAR ID: 281220-070

Patient Name: MRS. ARTI PACHARNE
Age/Sex: 50 Years / F
Collected At: 28/Dec/2020 02:30 PM
By: DR. JAIN ARPIT
Reported: 28/Dec/2020 04:51 PM

C-REACTIVE PROTEIN (CRP) SERUM

RESULTS: 5.3 mg/L
Reference Range: 0-10 mg/L

C-REACTIVE PROTEIN
Comments: CRP is an acute phase reactant which is used as inflammatory markers for monitoring course and effect of therapy. It is most useful as an indicator of low grade inflammation. In acute inflammation, Rheumatoid factor (RF) or rheumatoid arthritis (RA) is indicated by high CRP. CRP shows an increase in RA, but it is not specific for RA. The sensitivity of CRP is 90-95%. The specificity of CRP is 80-90%. The specificity of CRP is 80-90%. The specificity of CRP is 80-90%.

RA (QUANTITATIVE)
Comments: Rheumatoid factor is an antibody directed against the Fc portion of the IgG molecule. Polymeric RF has toxicity against the synovial cells and the immune system. This polymeric RF is a result of the IgG and IgM interaction. The presence of RF is indicative of RA. RF is not specific only for Rheumatoid arthritis, but it is often seen in cases of chronic infection and other autoimmune conditions. Healthy individuals > 65 years of age also show positive RF results. In addition to the common IgG RF, both IgA RF & IgM RF have been identified. IgA RF has been related to the more severe form of the disease with erosions.

RHEUMATOID FACTOR (RA) SERUM
7.96 IU/ml
Reference Range: 0-10 IU/ml

ESR (WESTINGEN)
47 mm at end of 1st hr
Reference Range: 0-35 (M), 0-20 (F)

Dr. G. C. Gidwani (MD)
Consultant Pathologist

83, 84-A, Sudama Nagar, Narelnara Tivari Marg, Opp. Chhatrapati Shivaji School, Indore
Phone: 88788-81163 • Website: www.honocoopathy.com

आरोग्य सुपर स्पेशलिटी मॉडर्न होम्योपैथिक क्लीनिक
कर्मचारी * पमानेट * ई डी * सेक * फास्ट एण्ड कास्ट फ्रेंडलिव
* कर्मचारी * फिजिकल फेडिबल * अस्पताल में गंभीर रूप से भ्रमी मरिजों का उपचार * कोमा * शल्य चिकित्सा योग्य रोग * आदौत इन्फ्यू रोग * ग्रीनपेर ट्वाइल लेवे वादे रोगों की शेक्याम

क्या आप र्हूमटॉइड आर्थराइटिस से परेशान हैं

र्हूमटॉइड आर्थराइटिस को कैसे खत्म करें

16:34

Patient - Aarti Pacharne

Dr. Arpit Chopra Jain

आरोग्य
HOMOCOPY
COMPLETE CARE

कैंसर, किडनी फेलियर, अस्पताल में गंभीर रूप से
भर्ती मरिजों का उपचार, कोमा, शल्य चिकित्सा योग्य रोग,
ऑटो इम्यून रोग, जीवनभर दवाई लेने वाले रोगों की रोकथाम एवं
300 प्रकार के असाध्य जटिल रोगों की चिकित्सा।



आरोग्य सुपर स्पेशलिटी मॉडर्न होमियोपैथी

कम्पलिट, परमानेन्ट, ईजी, सेफ, फास्ट एण्ड कॉस्ट इफैक्टिव

102, प्रथम मंजिल, कृष्णा टॉवर, क्योरवेल हॉस्पिटल के सामने, जंजीरवाला चौराहा, न्यू पलासिया, इन्दौर म.प्र.

📞 99075 27914 संपर्क : 0731-4977076, 79999 78894

www.homoeopathy cure.in, www.aarogyahomoeopathyindore.com Email : arpitchopra23@gmail.com

before treatment

after treatment

Psoriasis

Overview

Symptoms

Treatments

A condition in which skin cells build up and form scales and itchy, dry patches.

Psoriasis is thought to be an immune system problem. Triggers include infections, stress and cold.



Disorder, Sinusitis, Paralysis, Insomnia, Depression, Weakness of



31170160411

Mr. ARPIT SHAH
 PID NO: P31170059907
 Age: 23 Year(s) Sex: Male

Reference: Dr. ARPIT CHOPRA
 Sample Collected At:
 NIRVIGHN DIAGNOSTIC
 C/O NIRVIGHN DIAGNOSTIC, 102
 KRISHNA TOWER, OPP CUREWELL
 HOSPITAL, JANJERWALA
 SQUARE, NEW PALASIVA, INDORE MP.

VID: 31170160411
 Registered On:
 16/01/2018 04:17 PM
 Collected On:
 16/01/2018
 Reported On:
 17/01/2018 04:35 PM

Investigation
 HIV-DUO (IV th Generation test)
 (Serum, ECLIA)

Observed Value
 Reactive(532.4)
Unit
 S/CO

Biological Reference Interval
 Non Reactive: < 0.9
 Bodeline: 0.9-1.0
 Reactive: >= 1.0

Medical Remarks: HIV rechecked with two different method.

Test Description: The HIV Ag/Ab Combo(HIV DUO) assay is a Screening test for simultaneous qualitative detection of HIV p24 antigen and antibodies to HIV type 1 and/or 2 in human serum or plasma. However, the HIV Ag/Ab Combo result does not distinguish between the detection of HIV p24 antigen, HIV-1 antibody, or HIV-2 antibody separately.

Test Interpretation:

- Non Reactive results may not rule-out acute or early HIV infection in the window period. If acute HIV-1 infection is suspected, detection of HIV-1 RNA or HIV proviral is recommended.
- Reactive results suggest possibility of preliminary infection with HIV-1 and/or HIV-2. All reactive samples should be verified by submitting a second serum specimen for repeat testing with screening & supplemental or confirmatory HIV tests (by serology-HIV 1 & 2 western blot or molecular- HIV 1 & 2 PCR).
- For the received samples, it is presumed that patient counselling is done at referring centre or by referring physician.



31170173438

Mr. ARPIT SHAH
 PID NO: P31170072692
 Age: 23 Year(s) Sex: Male

Reference: Dr. ARPIT CHOPRA
 Sample Collected At:
 NIRVIGHN DIAGNOSTIC
 C/O NIRVIGHN DIAGNOSTIC, 102
 KRISHNA TOWER, OPP CUREWELL
 HOSPITAL, JANJERWALA
 SQUARE, NEW PALASIVA, INDORE MP.

VID: 31170173438
 Registered On:
 14/03/2018 05:34 PM
 Collected On:
 14/03/2018
 Reported On:
 15/03/2018 01:31 PM

Investigation
 HIV-DUO (IV th Generation test)
 (Serum, ECLIA)

Observed Value
 Reactive(362.0)
Unit
 S/CO

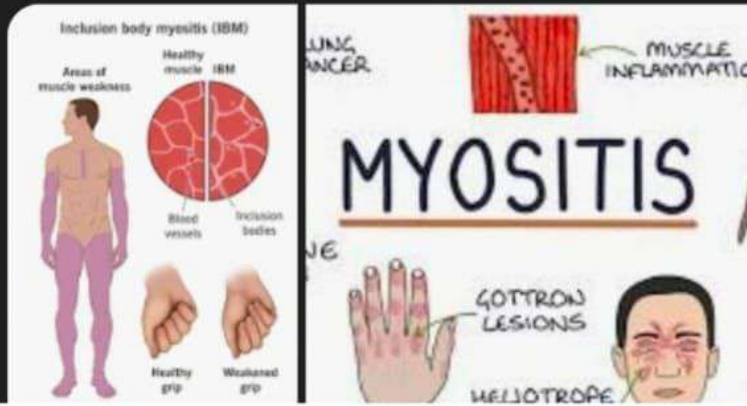
Biological Reference Interval
 Non Reactive: < 0.9
 Bodeline: 0.9-1.0
 Reactive: >= 1.0

Test Description: The HIV Ag/Ab Combo(HIV DUO) assay is a Screening test for simultaneous qualitative detection of HIV p24 antigen and antibodies to HIV type 1 and/or 2 in human serum or plasma. However, the HIV Ag/Ab Combo result does not distinguish between the detection of HIV p24 antigen, HIV-1 antibody, or HIV-2 antibody separately.

Test Interpretation:

- Non Reactive results may not rule-out acute or early HIV infection in the window period. If acute HIV-1 infection is suspected, detection of HIV-1 RNA or HIV proviral is recommended.
- Reactive results suggest possibility of preliminary infection with HIV-1 and/or HIV-2. All reactive samples should be verified by submitting a second serum specimen for repeat testing with screening & supplemental or confirmatory HIV tests (by serology-HIV 1 & 2 western blot or molecular- HIV 1 & 2 PCR).

Myositis



What is Myositis?

Myositis is a rare autoimmune disorder characterized by muscle inflammation and weakness.



Myositis is a rare group of diseases characterized by inflamed muscles, which can cause prolonged muscle fatigue and weakness. The group includes the autoimmune disorders juvenile myositis, dermatomyositis and polymyositis, as well as inclusion body myositis (IBM).

CRANIE DIAGNOSTIC LABORATORY (C/D)
 407/10, 10th Floor, Near of Chhatrapati, New Palasia,
 Indore, Madhya Pradesh 462001, India
 Phone: +91 97130 37737, +91 97130 37737, +91 97130 37737

Before Treatment

After Dr Arpit

Handwritten notes in Hindi and English. Includes: 'Right Kidney - Scar in upper mid body portion', 'Serum creatinine = 0.91', 'Urea output - Good', 'Swelling', 'Abdominal pain', 'Taint ban'. There are also some medical symbols and dates like '12/10/22' and 'July 2020'.

LABORATORY REPORT

Name: Miss KHUSHBOO SILAWAT
 Sex/Age: Female / 21 Years
 Ref. By: Dis. AI
 Case ID: 41101607496

Reg. Date and Time: 23-Nov-2024 15:31
 Sample Date and Time: 23-Nov-2024 15:31
 Report Date and Time: 25-Nov-2024 16:22

F-Actin Ab	<8	AIU/mL	0-8 Negative 9-12 Intermediate >12 Positive
DsDNA antibody IgG	0.8	IU/mL	<10.0 Negative 10-15 Equivocal >15 Positive

SODANI DIAGNOSTIC CLINIC
 (A unit of Sodani Hospitals & Diagnostics Pvt. Ltd.)
 H/O: L.G.-1, Morya Centre, Opp. Basket Ball Club, 16/1, Race Course Road, Indore (M. P.)
 Phone: 0731-4765222, 91961776190

Patient Name: Ms. KHUSHBOO SILAWAT
 DOB/Age/Sex: 20 years/Female
 Mobile: 9826072519
 Referred By: Dr. Chopra Arpit Jain (MD/Homoeo)

Sample ID: 40022306780
 Organization: DIRECT
 Registered: Feb 27, 2023, 03:45 p.m.
 Collected On: Feb 27, 2023, 03:47 p.m.
 Approved On: Mar 01, 2023, 03:38 p.m.

Test Description	Value(s)	Unit	Reference Range
ANA by IFA Pattern Grade	Positive Homogeneous ++		

Before Treatment

Source: Serum
 (Serum Immunofluorescence)
 Biological Reference Interval: Negative
 Interpretation Guidelines (Sample screening dilution 1:100):
 Negative: No immune fluorescence
 +: Weak Positive (1:100)
 ++: Moderate Positive (1:200)
 +++: Strong Positive (1:1000)
 ++++: Very strong Positive (1:3200)

Associated Tests: Monospot/ELISA to define single antigens, ANA immuno-dot assay.

Test Description:
 Antinuclear antibodies (ANAs) are unusual antibodies, detectable in the blood, that have the capability of binding to certain structures within the nucleus of the cells. ANAs indicate the possible presence of autoimmunity & provide, therefore, an indication of autoimmune disease. Fluorescence test, we frequently used to actually detect the antibodies in the cells, thus ANA testing is sometimes referred to as fluorescence antinuclear antibody test (FANA). The ANA test is a sensitive screening test used to detect autoimmune diseases.

Technique: Indirect Immunofluorescence
 The BIOCHIP slide is a combination of Hep-20-10 cells and primary liver and has the following advantages:
 1. It is a global standard tech, with a natural antigen spectrum capable of detecting more than 30 diagnostically relevant auto antibodies.
 2. Hep-20-10 cell lines contain 80% mitotic cells, facilitating nuclear identification of rare patterns.
 3. If the test is negative, detectable level of auto antibodies is ruled out. In case of a positive result, autoantibodies against any one or more cells simultaneously against more than one antigens may be present and further mono-specific tests or panel of profiles can be used to determine the specific autoantibodies present.

NOTE: All weak positive (+) results may be repeated after 4-6 weeks.

Abbreviations: SLE: Systemic Lupus Erythematosus, SCL: Scleroderma, MCTD: Mixed Connective Tissue Disease, CFS: Chronic Fatigue Syndrome, MS: Multiple Sclerosis, PM: Polymyositis, DM: Dermatomyositis, SS: Systemic sclerosis, RA: Rheumatoid Arthritis.

LABORATORY REPORT

Name: Miss KHUSHBOO SILAWAT
 Sex/Age: Female / 21 Years
 Ref. By: Dis. AI
 Case ID: 41101607496

Reg. Date and Time: 23-Nov-2024 15:31
 Sample Date and Time: 23-Nov-2024 15:31
 Report Date and Time: 25-Nov-2024 16:22

Sub Ab	<8	AIU/mL	0-8 Negative 9-12 Intermediate >12 Positive
Scl-70 Ab	<6	AIU/mL	0-5 Negative 6-12 Intermediate >12 Positive
PL-7 Ab	<6	AIU/mL	0-6 Negative 6-12 Intermediate >12 Positive
PL-12 Ab	<6	AIU/mL	0-6 Negative 6-12 Intermediate >12 Positive
Srp-54 Ab	<6	AIU/mL	0-5 Negative 6-12 Intermediate >12 Positive
Ru Ab	<8	AIU/mL	0-8 Negative 9-12 Intermediate >12 Positive
Pm-Scl 100 Ab	<6	AIU/mL	0-6 Negative 6-12 Intermediate >12 Positive
Mi-2 Ab	<6	AIU/mL	0-6 Negative 6-12 Intermediate >12 Positive
Sr-100 Ab	<6	AIU/mL	0-6 Negative 6-12 Intermediate >12 Positive
Cc-210 Ab	<6	AIU/mL	0-6 Negative 6-12 Intermediate >12 Positive
M2 Recombinant Ab	<6	AIU/mL	0-6 Negative 6-12 Intermediate >12 Positive
M2 Native	<6	AIU/mL	0-6 Negative 6-12 Intermediate >12 Positive

After Dr Arpit

Dr. Aakash Shah
 MD, Path.
 Dr Harveen Bhushari

आरोग्य सुपर स्पेशलिटी मॉडर्न होम्योपैथीक क्लिनिक
AAROGYA SUPER SPECIALITY MODERN HOMOEOPATHIC CLINIC

कैंसर, किडनी फेलियर, अस्थिरता में गंभीर रूप से भर्ती मरीजों का उपचार, कैंसर, शल्य चिकित्सा योग्य अडिक्टमन रोग, अलार्जिक एनीमिया, अस्कुलर डिस्ट्रोफी, जीवन भर दवा लेने वाले लोगों के रोकथाम एवं 300 प्रकार के असाध्य जटिल रोगों की चिकित्सा

Online Consultation Available

0731-4977076 +91 99079-27814, +91 97130-92757, +91 97130-37737, +91 93404-95872, +91 799999-78834 +91 97130-37737, +91 80451-32033


Address: 101, 102, 103, 104, Krishna Tower, Janjalswala Square, in front of Currewji Hospital Road, New Palasia, Indore, Madhya Pradesh 462001
 Email: arpit@chopra23@gmail.com

DR. ARPIT CHOPRA JAIN
 (MD HOMOEOPATHY & CRITICAL & SURGICAL & SKELETAL SPECIALIST)



Mucormycosis

Mucormycosis, also known as black fungus, is a severe fungal infection that affects people who are immunocompromised. It's caused by spores from mucormycetes, a common environmental mold. While most people encounter mucormycetes daily without getting sick, those with certain conditions or taking medications that weaken their immune system are at risk. Early diagnosis and prompt treatment with antifungal medication are crucial for improving patient outcomes.



Connective Tissue Disease

ERI DIAGNOSTICS Pathology | Microbiology | Specialized Pathology - Hormone, Molecular Pathology, Histopathology | Digital X-Ray | Digital USG | Digital Mammography | Color Doppler | Echocardiography | LST MRI | 3D Slice CT Scan | 3D-4D Ultrasound

227, Anoop Nagar, Near L.L.G Circle, Indore (M.P.) Mobile : +91 91091 81041

ANA (Anti-Nuclear Antibody) - IFA-BLDT

Test Name	Observed Value	U/L	Ref. Int.
ds-DNA	Negative		Negative
Scleroderma	Negative		Negative
Myositis	Negative		Negative
Sjog	Negative		Negative
ANA (Anti-Nuclear Ab)	Negative		Negative
Sj-RO	Negative		Negative
RA - A/RF/CCP	Negative		Negative
SS - A/SSA/SSB	Negative		Negative
SS II A/B	Negative		Negative
CCP-2 (Cartilage Protein II)	Negative		Negative
Sj-RO	Negative		Negative
U1-RNP	Negative		Negative
Scl-7	Negative		Negative
AMA-IgA	Negative		Negative
AMA-IgG	Negative		Negative
Ku	Positive (Reactive)		Negative
CRP-W	Negative		Negative
ANA-PO (Phospholipid)	Negative		Negative

Before Treatment



SLE Connective Tissue disorder cured ANA positive++ to Negative By Dr Arpit Chopra M...
314 views 2y ago ...more

ERI DIAGNOSTICS Pathology | Microbiology | Specialized Pathology - Hormone, Molecular Pathology, Histopathology | Digital X-Ray | Digital USG | Digital Mammography | Color Doppler | Echocardiography | LST MRI | 3D Slice CT Scan | 3D-4D Ultrasound

227, Anoop Nagar, Near L.L.G Circle, Indore (M.P.) Mobile : +91 91091 81041

ANA (Anti-Nuclear Antibody) - IFA-BLDT

Test Name	Observed Value	U/L	Ref. Int.
ds-DNA	Negative		Negative
Scleroderma	Negative		Negative
Myositis	Negative		Negative
Sjog	Negative		Negative
ANA (Anti-Nuclear Ab)	Negative		Negative
Sj-RO	Negative		Negative
RA - A/RF/CCP	Negative		Negative
SS - A/SSA/SSB	Negative		Negative
SS II A/B	Negative		Negative
CCP-2 (Cartilage Protein II)	Negative		Negative
Sj-RO	Negative		Negative
U1-RNP	Negative		Negative
Scl-7	Negative		Negative
AMA-IgA	Negative		Negative
AMA-IgG	Negative		Negative
Ku	Negative		Negative
CRP-W	Negative		Negative
ANA-PO (Phospholipid)	Negative		Negative

After Dr Arpit Chopra Jain Modern Homeopathy



Undifferentiated Connective Tissue Disease UCTD cured ANA Positive to Negative By Dr Arpit Chopra M...
497 views 1y ago ...more

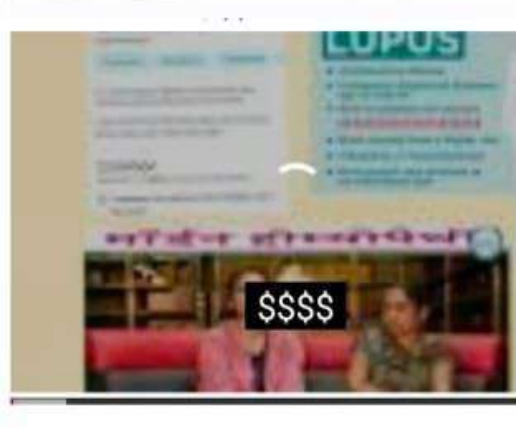
ERI DIAGNOSTICS Pathology | Microbiology | Specialized Pathology - Hormone, Molecular Pathology, Histopathology | Digital X-Ray | Digital USG | Digital Mammography | Color Doppler | Echocardiography | LST MRI | 3D Slice CT Scan | 3D-4D Ultrasound

227, Anoop Nagar, Near L.L.G Circle, Indore (M.P.) Mobile : +91 91091 81041

ANA (Anti-Nuclear Antibody) - IFA-BLDT

Test Name	Observed Value	U/L	Ref. Int.
ds-DNA	Negative		Negative
Scleroderma	Negative		Negative
Myositis	Negative		Negative
Sjog	Negative		Negative
ANA (Anti-Nuclear Ab)	Negative		Negative
Sj-RO	Negative		Negative
RA - A/RF/CCP	Negative		Negative
SS - A/SSA/SSB	Negative		Negative
SS II A/B	Negative		Negative
CCP-2 (Cartilage Protein II)	Negative		Negative
Sj-RO	Negative		Negative
U1-RNP	Negative		Negative
Scl-7	Negative		Negative
AMA-IgA	Negative		Negative
AMA-IgG	Negative		Negative
Ku	Negative		Negative
CRP-W	Negative		Negative
ANA-PO (Phospholipid)	Negative		Negative

Chopra's SuperSpecialty M...



Connective Tissue disorder cured ANA positive++ to Negative By Dr Arpit Chopra M...
ago ...more

ERI DIAGNOSTICS Pathology | Microbiology | Specialized Pathology - Hormone, Molecular Pathology, Histopathology | Digital X-Ray | Digital USG | Digital Mammography | Color Doppler | Echocardiography | LST MRI | 3D Slice CT Scan | 3D-4D Ultrasound

227, Anoop Nagar, Near L.L.G Circle, Indore (M.P.) Mobile : +91 91091 81041



Connective Tissue disorder cured ANA positive++ to Negative By Dr Arpit Chopra M...
y ago ...more

ERI DIAGNOSTICS Pathology | Microbiology | Specialized Pathology - Hormone, Molecular Pathology, Histopathology | Digital X-Ray | Digital USG | Digital Mammography | Color Doppler | Echocardiography | LST MRI | 3D Slice CT Scan | 3D-4D Ultrasound

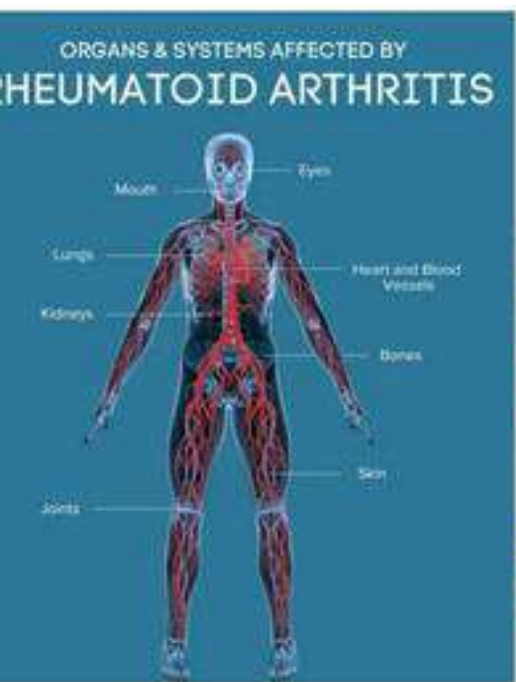
227, Anoop Nagar, Near L.L.G Circle, Indore (M.P.) Mobile : +91 91091 81041



Connective Tissue disorder cured ANA positive++ to Negative By Dr Arpit Chopra M...
s 2y ago ...more

ERI DIAGNOSTICS Pathology | Microbiology | Specialized Pathology - Hormone, Molecular Pathology, Histopathology | Digital X-Ray | Digital USG | Digital Mammography | Color Doppler | Echocardiography | LST MRI | 3D Slice CT Scan | 3D-4D Ultrasound

227, Anoop Nagar, Near L.L.G Circle, Indore (M.P.) Mobile : +91 91091 81041



आरोग्य सुपर स्पेशलिटी मॉडर्न होम्योपैथिक क्लीनिक



डॉ. अर्पित चोपड़ा (बैज्ञ.)
एम.डी. होम्योपैथी
अदिति, इलाहाबाद एवं कश्मीर ट्रेड विरोधक

*** कम्पलिट * परमानेन्ट * ईजी**
*** सेफ * फास्ट एण्ड कॉस्ट इफैक्टिव**



*** कैंसर * किडनी फेलियर * अस्पताल में गंभीर रूप से भर्ती मरिजों का उपचार * कोमा * शल्य चिकित्सा योग्य रोग * ऑटो इम्यून रोग * जीवन भर दवाई लेने वाले रोगों की रोकथाम एवं 300 प्रकार के असाध्य जटिल रोगों की चिकित्सा ।**

102, 104, प्रथम मंजिल, कृष्णा टॉवर, ख्योरवेल हॉस्पिटल के सामने, जंजीरवाला चौराहा, न्यू पलासिया, इन्दौर (म.प्र.)
फोन : 0731-4977076, मो. : 97130-92737, 97130-37737, 79999-78894, 99075-27914

www.homeopathycure.in, www.aarogyahomeopathyindore.com Email : arpitchopra23@gmail.com



Knee Arthritis घुटने में दर्द of 13 year cured without surgery by Dr Arpit Chopra Modern Homeopathy

26
FRIDAY - AUGUST

मैं कितनी खराब थी मुझे 10 साल से घुटने में दर्द हुआ था कई डॉक्टरों की सलाह पर सस्ते उपचारों की सलाह दी गिर. इनके अतिरिक्त अब को विज्ञान उनकी सिर्फ ही अपनी की वृद्धि में ही और घुटना पुनर्स्थापित हो सका पहले तो मैं ठीक से टाकरी नहीं पाती थी पर अब तो मैं नीचे लाना पर भी बैठ जाती हूँ! इसके पहले अतिरिक्त स्वयं मुझे 12 साल पर का शोथरीसिस की बीमारी भी हुआ था ही है। सिर्फ 2 महीने में मैं तो लौकती हूँ अब सबकी सिर्फ आभार एक वरदान है। प्रॉब्लिम मैं

Thank you so much Arpit sir
? Thank you so much Madam How

New Life
LIFE CHANGING



घुटनों में दर्द का इलाज ?

कैंसर, किडनी फेलियर, अस्पताल में गंभीर रूप से भर्ती मरिजों का उपचार, कोमा, शल्य चिकित्सा योग्य रोग, ऑटो इम्यून रोग, जीवनभर दवाई लेने वाले रोगों की रोकथाम एवं 300 प्रकार के असाध्य जटिल रोगों की चिकित्सा।

आरोग्य सुपर स्पेशलिटी माडर्न होमियोपेथी
कम्प्लिट, परमानेंट, ईजी, सेफ, फास्ट एण्ड कॉस्ट इफेक्टिव

102, प्रथम मंजिल, कृष्ण टॉवर, बवोरहेल हॉस्पिटल के सामने, जंजीरवाला बीरगढ़, न्यू पल्लारिया, इण्डियन न.प्र.
99075 27914 संपर्क : 0731-4977078, 79999 78804
www.homeopathycurer.in, www.aarogyahomeopathyindore.com Email : arpitchohra23@gmail.com

डॉ. अरुण चौधरी (नेच)
एम.डी. (होमियोपेथी)
नॉर्दिक, अस्पताल एवं
सर्व रोग विशेषज्ञ

आरोग्य +



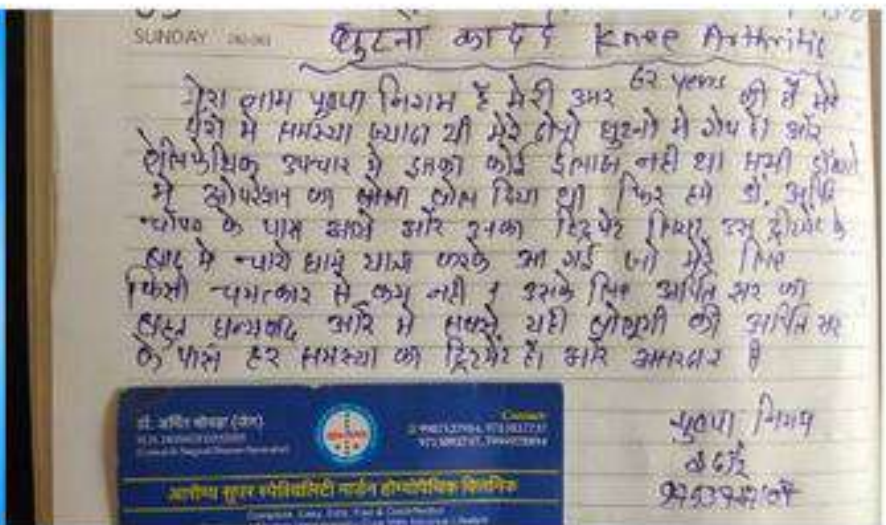
Description



Knee Arthritis घुटने में दर्द fast cured without surgery by Dr Arpit Chopra Jain Modern Homoeopathy



Dr Arpit Chopra's SuperSpecialty Mod...



कैंसर, किडनी फेलियर, अस्पताल में गंभीर रूप से भर्ती मरीजों का उपचार, कोमा, शल्य चिकित्सा योग्य रोग, ऑटो इम्यून रोग, जीवनभर दवाई लेने वाले रोगों की रोकथाम एवं 300 प्रकार के असाध्य जटिल रोगों की चिकित्सा।

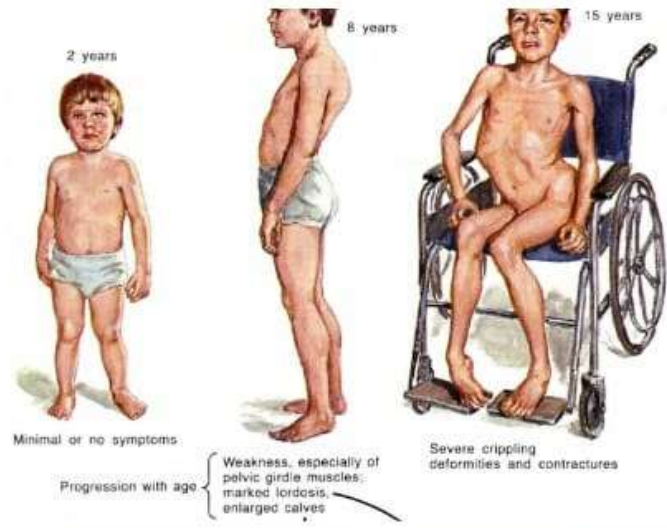
आरोग्य सुपर स्पेशलिटी मॉडर्न होमियोपैथी
 कम्पलिट, परमानेंट, ईजी, सेफ, फास्ट एण्ड कॉस्ट इफेक्टिव

102, ब्रह्म सैनिक, कृष्णा टॉवर, लक्ष्मीवेल हॉस्पिटल के सामने, जंजीरवाला रोड, न्यू पलाशिया, इन्दौर म.प्र.
 99075 27914 संपर्क | 0731-4577076, 79960 78894
www.homoeopathywcuri.in, www.aarogyaahomoeopathyindore.com, Email : arpitchopra23@gmail.com



आरोग्य सुपर स्पेशलिटी मॉडर्न होम्योपैथिक क्लीनिक

फास्ट एण्ड कॉस्ट इफेक्टिव * सेफ * ईजी * परमानेंट * कम्प्लिट



Dr. Lal PathLabs

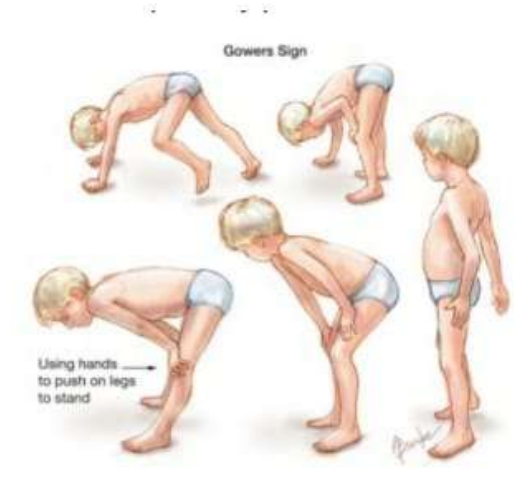
Name: KUNJ, Age: 6 Years, Gender: Male, Date of Birth: 13/09/2010, 1:50:58PM

Test Name: CK, CREATINE KINASE, SERUM** (IFCC)

Results: 35306 U/L, Bio. Ref. Interval: <171.00

Before Treatment

Comments: CK is an enzyme found primarily in skeletal and cardiac muscle. It is elevated in diseases like Muscular Dystrophy, Myopathies, Polymyositis, Muscle trauma/Myocardial infarction, Cardiac catheterization, Electrical cardioversion, Hypothyroidism, Stroke and also following intramuscular injections. Drugs, infections and diseases leading to injury or inflammation of muscles releases CK into the circulation. Normal levels are seen in Neurogenic injury diseases like Multiple Sclerosis, Myasthenia gravis and Parkinsonism. Homozygous studies are advised in patients with elevated levels.



Dr. Lal PathLabs

Name: KUNJ, Age: 6 Years, Gender: Male, Date of Birth: 13/09/2010, 1:50:58PM

Test Name: CK, CREATINE KINASE, SERUM** (IFCC)

Results: 35306 U/L, Bio. Ref. Interval: <171.00

After Dr Arpit Chopra Jain Aarogya Modern Homeopathy 1 month treatment


Comments: CK is an enzyme found primarily in skeletal and cardiac muscle. It is elevated in diseases like Muscular Dystrophy, Myopathies, Polymyositis, Muscle trauma/Myocardial infarction, Cardiac catheterization, Electrical cardioversion, Hypothyroidism, Stroke and also following intramuscular injections. Drugs, infections and diseases leading to injury or inflammation of muscles releases CK into the circulation. Normal levels are seen in Neurogenic injury diseases like Multiple Sclerosis, Myasthenia gravis and Parkinsonism. Homozygous studies are advised in patients with elevated levels.

DMD [79 Exons] DELETION/DUPLICATION REPORT BY MLPA

Sample Type: EDTA PERIPHERAL BLOOD

Result: **POSITIVE** (Homozygous Deletion detected in Exons 46-49, 49, 20, 51)

Exon	Deletion/Duplication	No. of Exons Deleted	Number of Probes Deleted	MLPA probe ratio (Thruage quotient)
1	Deletion	Exons 46, 47, 48, 49, 20, 51	6	0.0



Muscular dystrophy

Also called: MD

- Overview
- Symptoms
- Treatments

A group of genetic diseases that cause progressive weakness and loss of muscle mass.

C/o Duchene Muscular Dystrophy

- Deletion of exons 46, 47, 48, 49, 17/5/2021
- CPK → 35306 13/7/22
- walking on Toes
- calf Hypertrophy
- Difficulty in standing & climbing
- FH/O DM





गठिया को जड़ परमानेंट इलाज | Ar...
Dr Arpit Chopra's Su...
132 views • 1 year a...



Rheumatoid Arthritis Cure RA...
Dr Arpit Chopra's Su...
557 views • 1 year a...



Post Chikungunya Arthritis | Arthrit...
Dr Arpit Chopra's Su...
280 views • 1 year a...



Rheumatoid Arthritis Cure | R...
Dr Arpit Chopra's Su...
276 views • 1 year a...



KNEE ARTHRITIS PAIN CURED TO ...
Dr Arpit Chopra's Su...
67 views • 1 year ago



Rheumatoid Arthritis of 12 ve...



Rheumatoid Arthritis Cured R...
Dr Arpit Chopra's Su...
317 views • 11 mont...



Knee pain arthritis cured patient wit...
Dr Arpit Chopra's Su...
115 views • 1 year a...



RHEUMATOID ARTHRITIS | 12 ...
Dr Arpit Chopra's Su...
88 views • 1 year ago



गठिया को जड़ से खत्म कीजिए | Ar...



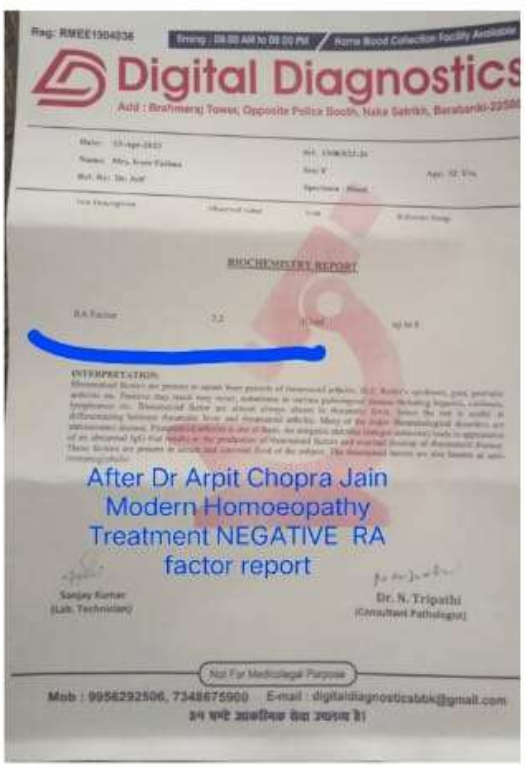
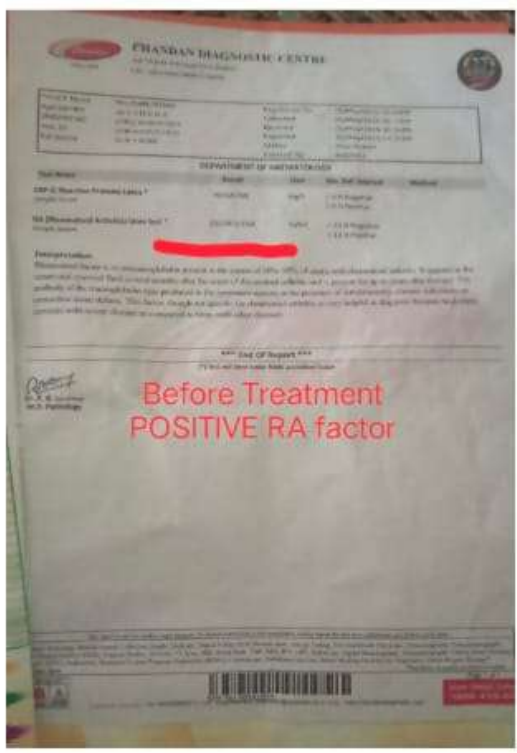
Fibromyalgia Chronic Problem CURED IN ONLY 15 DAYS सक्सेस स्टोरी

YouTube
Fibromyalgia & Hashimoto's T...

Aarogya Super Speciality ...
Fibromyalgia cured ANA fa...



Aarogya Super Speciality ...
Fibromyalgia cured ANA fa...



kneumatoid Arthritis Auto Im...
Dr Arpit Chopra's Su...
1.1K views • 2 years...



Rheumatoid arthritis chronic ...
Dr Arpit Chopra's Su...
329 views • 1 year a...



Knee Arthritis घुटनों का दर्द Cured By ...
Dr Arpit Chopra's Su...
1.3K views • 2 years...



Rheumatoid Arthritis Cured | ...
Dr Arpit Chopra's Su...
1.1K views • 1 year ...



Rhumatoid Arthritis Cured i...
Dr Arpit Chopra's Su...
934 views • 2 years ...



Rheumatoid Arthritis | RA Suc...
Dr Arpit Chopra's Su...
789 views • 1 year a...



Gout (गठिया) का परमानेंट इलाज | Be...
Dr Arpit Chopra's Su...



ARTHRITIS OF 8 YEARS CHRONI...



Rheumatoid Arthritis Cure | R...
Dr Arpit Chopra's Su...
133 views • 8 mont...



Pancytopenia ,Rheumatoid Art...
Dr Arpit Chopra's Su...
735 views • 2 years ...



Knee Arthritis with baker's cyst cure...
Dr Arpit Chopra's Su...
194 views • 8 mont...



Rheumatoid Arthritis of 12 ye...
Dr Arpit Chopra's Su...
726 views • 1 year a...



Rheumatoid arthritis of 15 ye...
Dr Arpit Chopra's Su...
350 views • 8 mont...



Rheumatoid Arthritis Cured o...
Dr Arpit Chopra's Su...
1.4K views • 1 year ...



Rheumatoid Arthritis & SLE o...
Dr Arpit Chopra's Su...
312 views • 7 mont...



Knee Arthritis Cured by Dr Arpi...
Dr Arpit Chopra's Su...
217 views • 1 year a...



Rheumatoid Arthritis Cure| R...
Dr Arpit Chopra's Su...



KNEE ARTHRITIS CURED ONLY IN

Psoriasis

Overview

Symptoms

Treatments

A condition in which skin cells build up and form scales and itchy, dry patches.

Psoriasis is thought to be an immune system problem. Triggers include infections, stress and cold.

Very common

More than 10 million cases per year (India)

Treatment can help, but this condition can't be cured



Types of Psoriasis



Plaque



Guttate



Pustular



Scalp



Nail



Psoriatic Erythroderma



सौरायसिस का सफल इलाज
मॉडर्न होम्योपैथी में

PSORIASIS SEVERE TROUBLE
सौरायसिस का सफल इलाज

क्रोनिक एक्जिमा
Success Story -120
48 वर्ष पुराना
100% सफलता
15:57

Dr. Arpit Chopra Jain
MD Homeopathy
Critical & Surgical

PSORIASIS SEVERE TROUBLE
सौरायसिस का सफल इलाज

Permanent Cure For Psoriasis
सौरायसिस का सफल इलाज
Dr. Arpit Chopra J.

सौरायसिस
सफल इलाज

सौरायसिस
सफल इलाज

क्रोनिक एक्जिमा
सफल इलाज

सौरायसिस
सफल इलाज

सौरायसिस
सफल इलाज

सौरायसिस
सफल इलाज

सौरायसिस
सफल इलाज

सौरायसिस
सफल इलाज

सौरायसिस
सफल इलाज

सौरायसिस
सफल इलाज

सौरायसिस
सफल इलाज

डॉ. अर्पित चौपड़ा (जैन)
एम. बी. होम्योपैथी
जटिल, असाध्य एवं
हालत रोग विशेषज्ञ

कैंसर, किडनी फेलियर, अस्पताल में गंभीर रूप से भर्ती मरिजों का उपचार, कोमा, शल्य चिकित्सा योग्य रोग, ऑटो इम्यून रोग, जीवनभर दवाई लेने वाले रोगों की रोकथाम एवं 300 प्रकार के असाध्य जटिल रोगों की चिकित्सा।



आरोग्य सुपर स्पेशलिटी मॉडर्न होम्योपैथी

कम्प्लिट, परमानेंट, ईजी, सेफ, फास्ट एण्ड कॉस्ट इफैक्टिव

102, प्रथम मंजिल, कृष्णा टॉवर, कयोस्वेल हॉस्पिटल के सामने, जंजीरवाला चौराहा, न्यू पलासिया, इन्दौर म.प्र.

☎ 0075 2214 संपर्क - 0731 4977075 70999 70904

VIRAL WARTS CURED
सफल इलाज

सौरायसिस
सफल इलाज

PSORIASIS SEVERE TROUBLE
सौरायसिस का सफल इलाज

सौरायसिस
सफल इलाज

मॉडर्न होम्योपैथी
सौरायसिस का सफल इलाज



Title
Ankelosing Spondylitis responded by Dr Arpit Chopra Jain Modern Homoeopathy to save lifetime drug

SODANI DIAGNOSTIC CLINIC
 99, L.I.G. Colony, Veer Sawarkar Nagar, Dhar (M.P.) Ph : 07202 406300, 9617770184
 CT SCAN CENTER : Mahajan Hospital Campus, Magapura Road, Dhar Ph: 9617770204

Patient Name : **Ms. KAVITA DAMOR**
 DOB/Age/Sex : 23 years/Female
 Mobile : 8828480599
 Referred By : Dr. Chopra Arpit Jain

Sample ID : S2072200034
 Organization : DIRECT
 Registered : Jul 01, 2022, 12:28 p.m.
 Collected On : Jul 01, 2022, 12:28 p.m.
 Approved On : Jul 01, 2022, 10:51 p.m.

MICROBIOLOGY (SPECIAL)

Test Description	Value(s)	Unit	Reference Range
HLAB27 By PCR	DETECTED		

Method: Real Time PCR

Before Treatment HLAB27 Positive Report

Interpretation:
 1. HLA-B27 PCR is done for the qualitative detection of HLA-B27 allele in Human Blood. The test detects HLA-B27 antigen expressed on cell surfaces. The results from the HLA-B27 qualitative kit must be interpreted within the context of all relevant clinical and laboratory findings. Principle: HLA-B27 is a Major Histocompatibility Complex(MHC) class I molecule. MHC class I molecules are cell-surface glycoproteins that are expressed on most nucleated human cells and platelets. DNA is extracted from samples, amplified using Real Time Amplification and detected using fluorescent reporter dye probes specific for HLA-B27 allele.
 2. Indications: The presence of HLA-B27 antigen is strongly associated with Ankylosing Spondylitis (AS), a chronic inflammatory disease of the axial musculoskeletal system and is found in new onset rheumatic disorders (Reiter's syndrome, acute anterior uveitis, and inflammatory bowel disease). HLA-B27 testing is routinely used to screen for AS patients. About 10% of healthy individuals have HLA-B27. Positivity compared to around 8% of healthy individuals.

Report relates to the sample submitted.
 Note: All pathological tests have technical & biological limitations. Please correlate clinically as well as with other investigative findings. A review should be requested in case of any discrepancy. This report is not valid for medico-legal purposes.

END OF REPORT

Printed On: Jul 01, 2022, 10:57 p.m.
 Address: S5 LIG Colony, Dhar, Madhya Pradesh, India

SmartPathoLab
 (Largest Network of Pathology)

REPORT

Visit ID : RC12092
 Registration : 18/Apr/2023 02:43PM
 LHD/MI No : RC10000000035
 Collected : 18/Apr/2023 02:43PM
 Patient Name : **MRS. KAVITA DEVI**
 Received : 18/Apr/2023 02:43PM
 Age/Gender : 23 Y F M 9 D F
 Reported : 16/Apr/2023 07:59PM
 Ref Doctor : Dr. SELF
 Status : Final Report
 Ref Lab : Dr. SELF
 Client Code : 78
 Sample Type : EDTA PLASMA
 Client Name : STANDARD
 Barcode No : 6815922883
 Client Add : D-159, 1st Floor, Sector 7, Noida

DEPARTMENT OF FLOW CYTOMETRY

Test Name	Result	Unit	Bio. Ref. Range
HLA-B27 ESTIMATION	36.5	%CD	1.50
HLA-B27 ESTIMATION	NEGATIVE		

Interpretation

Negative	No expression of HLA-B27
Indeterminate	Grey zone (within 10 channels of count)
Positive	Expression of HLA-B27 detected

NOTE :
 1. Test conducted on EDTA / Heparin / ACD whole blood.
 2. Anti HLA-B27 antibody cross reacts with several other antigens of HLA-B group specially HLA-B7 leading to false positive results.

Comments
 HLA-B27 is a major histocompatibility complex (MHC) class I molecule which is considered to be an important criteria for classification of Axial spondyloarthritis and helps in establishing an early diagnosis of Ankylosing spondyloarthritis before the development of irreversible deformity. In 2009, the Assessment of Spondyloarthritis International Society (ASAS) proposed new criteria for classification of Axial spondyloarthritis which are applicable to individuals with back pain > 3 months and age of onset < 45 years. One important criteria is the presence of HLA-B27.

DISEASE
 Ankylosing spondyloarthritis
 Reiter's syndrome
 Juvenile Rheumatoid arthritis
 Normal population

RISK IN %
 99
 79
 42

After Dr Arpit Chopra Modern Homeopathy Treatment HLAB27 Negative Report

Please correlate with clinical conditions.
Reference Range
 HLA count on plot 2 and plot 3 less than 50 is considered Negative
 HLAB-27 HLA count on plot 2 and plot 3 more than 50 is considered POSITIVE HLAB-27

Dr. Arpit Chopra
 Consultant Pathologist
 NABL, GATEWAY

Smart Patho Lab
 D-151, Second Floor, East Avenue-1, 201310
 Near Accord Cyber Park, Noida, India

Printed On: Jul 01, 2022, 10:57 p.m.
 Address: S5 LIG Colony, Dhar, Madhya Pradesh, India

आरोग्य सुपर स्पेशलिटी मॉडर्न होम्योपैथिक क्लिनिक

GASTRIC DISEASE

Gastric Problem Causes, Symptoms & Treatment

CURED GASTRIC DISEASE PATIENT FROM INDORE, MIGHTY A PRADEEP

आरोग्य सुपर स्पेशलिटी मॉडर्न होम्योपैथिक क्लिनिक

AAROGYA SUPER SPECIALITY MODERN HOMOEOPATHIC CLINIC

DR. ARPIT CHOPRA JAIN

Address: 101, 102, 103, 104 Krishna Tower, Indira Park, Indore, Madhya Pradesh 472003

Email: arpit@arogyahp.com

Phone: 98799 27914, 97130 92737, 97130 37737, 98940 98672, 98989 78894, 97130 87737, 98940 32333

सैलिएक रोग कैसे होता है?

रूक रोग एक ऑटोइम्यून स्थिति है जिसमें म्यूटिन पर प्रतिक्रिया प्रणाली शामिल होती है। गेहूं, जौ और राई में प्रोटीन के समूह के लिए म्यूटिन एक सामान्य नाम है। रूक रोग वाले व्यक्ति में, म्यूटिन के संपर्क में आने से आंत हो जाती है।

Celiac disease

Overview **Symptoms** **Treatments**

An immune reaction to eating gluten, a protein found in wheat, barley and rye.

Over time, the immune reaction to eating gluten creates inflammation that damages the small intestine's lining, leading to medical complications. It



आरोग्य सुपर स्पेशलिटी मॉडर्न होम्योपैथिक क्लिनिक

डॉ. अर्पित चोपड़ा जैन, आधुनिक होम्योपैथी के अग्रदूत, ने अपने नव विचारों से इस विकृता पद्धति में क्रांतिकारी परिवर्तन लाए हैं

आरोग्य सुपर स्पेशलिटी होम्योपैथिक क्लिनिक के संस्थापक और BACCs (रूक) के होम्योपैथिक डॉक्टर के रूप में, उन्होंने लाखों बीमार, बिचारे बच्चों, बच्चों, अनाथों को बचाने के लिए 3,000 से अधिक जीवन बचाने का सफल प्रयास किया है। अपने असाधारण प्रदर्शन के लिए अंतरराष्ट्रीय स्तर पर पुरस्कार मिले हैं, विभिन्न देशों से पुरस्कार और पुरस्कार के कई सम्मान पत्रों के साथ सम्मान। इनका प्रदर्शन दुनिया के एक नए होम्योपैथिक दौर है, जिसमें यह वैज्ञानिक रूप से प्रमाणित और वैज्ञानिक रूप से प्रमाणित विचारों का प्रयोग है। इस रोग और निदान अद्यतन के सम्बन्ध में वे होम्योपैथी और आधुनिक चिकित्सा के बीच की खाई को भरने का प्रयास कर रहे हैं। उनके बचपन में यह स्थिति का दौरा है कि होम्योपैथी उन बच्चों को भी ठीक कर सकती है, जिन्होंने अपनी असाधारण बचपन में, असाधारण से सम्मान का प्रयोग किया है। असाधारण एवं असाधारण बचपन में, जो बहुत बड़ा है, जिन्होंने इन होम्योपैथी, आधुनिक विचारों, बचपन का प्रयोग प्रमाणित किया है, डॉ. अर्पित चोपड़ा और सम्मान के विचार प्रयोग के लिए वैज्ञानिक प्रमाणों को खोजें, डॉ. अर्पित चोपड़ा ने अपने वैज्ञानिक प्रमाणों को विश्वास के साथ प्रमाणित किया है। डॉ. अर्पित चोपड़ा ने असाधारण प्रमाणों को विश्वास के साथ प्रमाणित किया है। डॉ. अर्पित चोपड़ा ने असाधारण प्रमाणों को विश्वास के साथ प्रमाणित किया है। डॉ. अर्पित चोपड़ा ने असाधारण प्रमाणों को विश्वास के साथ प्रमाणित किया है।

DNS HOSPITALS

Before Treatment

Medical report from DNS Hospital showing patient details and test results before treatment.

EXRI DIAGNOSTICS

After Dr Arpit Chopra Jain Modern Homoeopathy

Medical report from EXRI Diagnostics showing patient details and test results after treatment.

Chandia
Digital X-Ray, Ultrasound & Proctology Clinic

USG: BOTH TESTIS & SCROTUM

Right testis: Normal in size (32.2x17.1x16 mm, vol: 10.4 cc) shape and echotexture. No focal mass lesion seen. No calcification seen. On color Doppler normal vascularity seen.

Left testis: Normal in size (34.8x28.4x17.8 mm, vol: 10.4 cc) shape and echotexture. No focal mass lesion seen. No calcification seen. On color Doppler normal vascularity seen.

Epididymis: Both epididymis are normal in size, shape and echotexture.

Both spermatic cords appear normal.

No e/o bilateral hydrocele.

Mildly dilated left hemi scrotal veins noted showing mild reversal of blood flow during standing position andValsalva... suggest grade-II varicocele.

IMPRESSION: -
Grade II left varicocele.

Before Treatment

वैरीकोसिल
पुर्चांग में तकलीफ महसूस करना

Also called: scrotum varicose veins

An enlargement of the veins within the scrotum

A varicocele may develop as a result of poorly functioning valves that are normally found in veins. In other cases, it may occur from compression of a vein by a nearby structure.

Very common
Affects more than 10 million Indian men every year (India)

बिना ऑपरेशन सफल ईलाज

Dr Arpit Chopra (Jain)

Handwritten notes:
- Varicocele: 1 yrs
- B/L Grade II, m/4/13
- Pain ⊕⊕
- Straining during micturition
- A small echogenic area Sxtral wall, inf to R-1 & Lipoma (4/13) * 13x10

Before Treatment

DURGA DIAGNOSTICS

DR. NAMITA DIVEKAR
Consulting Radiologist

After Dr Arpit Chopra Jain Modern Homeopathy

SODANI DIAGNOSTIC CLINIC
MEDICAL REPORT

SCROTAL SONOGRAPHY (COLOR DOPPLER)

RIGHT SCROTUM:
Right testis is normal in shape, size (3.7 x 2.8 x 2.0 cm), vol: 20.1 cc and echotexture. Epididymis is normal in shape and width. No fluid seen in tunica vaginalis.

Color Doppler study shows:
Vessels are normal in caliber. No reflux seen on Valsalva. Testis is flow is normal.

LEFT SCROTUM:
Left testis is normal in shape, size (2.1 x 1.7 x 1.8 cm), vol: 4.8 cc and echotexture. Epididymis is normal in shape and width. No fluid seen in tunica vaginalis.

Color Doppler study shows:
Vessels are normal in caliber (2.5 mm in caliber and 1.0 mm on standstill in caliber). No reflux seen on Valsalva. Testis is flow is normal.

Impression:
No significant abnormality seen.

Dr. Arpit Chopra Jain
Modern Homeopathy

VARICOCELE
CHRONIC
CURED

वैरीकोसिल
अण्डकोष में गठान
बिना ऑपरेशन

21:03 सक्सेस स्टोरी
मॉडर्न होमियोपैथी के द्वारा

19:17 सक्सेस स्टोरी

YouTube
surgery by Dr Arpit Chopra J...
VARICOCELE | Varicocele Su...

Collage of medical reports and social media posts related to varicocele treatment.

VARICOCELE वैरीकोसेल
Cure By Dr Arpit Chopra J...

Collage of social media posts and testimonials.

क्या आपको सभी डॉक्टरों ने ऑपरेशन की अंतिम सलाह दी है

6:17

DR. ARPIT CHOPRA JAIN

आरोग्य
COMPLETE CURE EASY SAFE, FAST & COST EFFECTIVE
HOMOEOPATHY

* कैंसर * किडनी फेलियर * अस्पताल में गंभीर रूप से मर्ती मरिजों का उपचार * कोमा * शल्य चिकित्सा योग्य रोग * आर्टो इन्फ्यूजन रोग * जीवनभर दवाई लेने वाले रोगों की रोकथाम एवं 300 प्रकार के असाध्य जटिल रोगों की चिकित्सा

आरोग्य सुपर स्पेशलिटी मॉडर्न होम्योपैथिक क्लीनिक
कम्पलिट * परमानेंट * ईजी * सेफ * फास्ट एण्ड कॉस्ट इफैक्टिव

102, प्रथम मंजिल, कृष्णा टॉवर, क्योरवेल हॉस्पिटल के सामने, जंजीरवाला चौराहा, न्यू पलासिया, इन्दौर (म.प्र.)
फोन : 0731-4977076, मो. : 97130-92737, 97130-37737, 799999-78894, 99075-27914

www.homoeopathycure.in, www.aarogyahomeopathyindore.com Email: arpitchopra23@gmail.com

अब नहीं करवाना पड़ेगा ऑपरेशन या कोई सर्जरी

4:26

DR. ARPIT CHOPRA JAIN

Collage of photographs showing Dr. Arpit Chopra Jain at various events, award ceremonies, and public appearances.

Fibromyalgia

Also called: fibrositis

Overview

Symptoms

Treatments

New

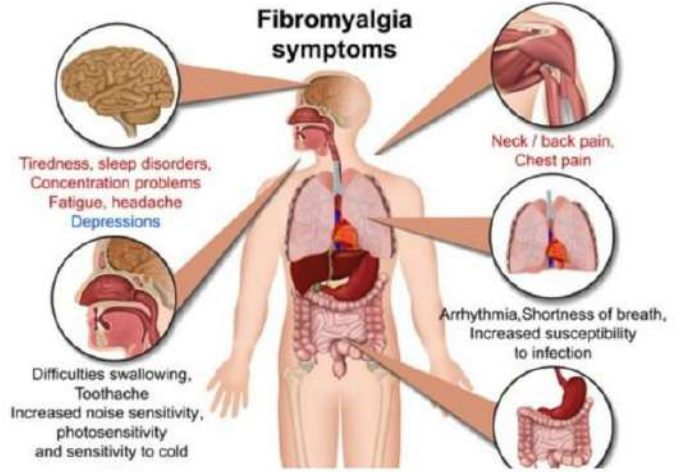
Widespread muscle pain and tenderness.

Fibromyalgia is often accompanied by fatigue and altered sleep, memory and mood.

Very common

More than 10 million cases per year (India)

- Treatment can help, but this condition can't be cured
- Requires a medical diagnosis
- Lab tests or imaging rarely required
- Chronic: can last for years or be lifelong



Name : Archana Soni Visit ID : 1021208312
 Age / Sex : 38 Years / F Company : NA
 Ref Dr. : Dr. Chopra Arpit Jain.MD(Homoeo) Print Date : 08 Sep 2021 12:13

ANA by IFA : Positive before treatment
 Pattern : Nucleolar
 Grade : 4+

Source : Serum (Serum Immunofluorescence)
 Biological Reference Interval Negative
 Interpretation Guidelines (Sample screening dilution 1:100):
 Negative: No Immunofluorescence
 +: Weak Positive (1:100)
 ++: Moderate Positive (1:320)
 +++: Strong Positive (1:1000)
 ++++: Very strong Positive (1:3200)
 Test Description:
 Antinuclear antibodies (ANAs) are unusual antibodies, detectable in the blood, that have the capability of binding to certain structures within the nucleus of the cells. ANAs indicate the possible presence of autoimmunity & provide, therefore, an indication of autoimmune illness. Fluorescence such, are frequently used to actually detect the antibodies in the cells, thus ANA testing is sometimes referred to as fluorescent antinuclear antibody test (FANA). The ANA test is a sensitive screening test used to detect autoimmune diseases.
 Technique: Indirect Immunofluorescence
 Hep-20-10 cell lines contain 40% mitotic cells, facilitating easier identification of rare patterns.
 If the test is negative, detectable level of auto antibodies is ruled out. In case of a positive result, autoantibodies against any one or in some cases simultaneously against more than one antigens may be present and further nonspecific tests or panel of profiles can be used to determine the specific autoantibodies present.
 NOTE: All weak positive (+) results may be repeated after 6-8 weeks.



LABORATORY REPORT			
Name	: Mrs. Archana Soni	Registration on	: 18-Jan-2022 16:18
Lab ID	: 012224600114 Ref. Id :	Collected on	: 19-Jan-2022 16:50
Sex/Age	: Female / 38 Years	Approved on	: 19-Jan-2022 16:50
Ref. By	: Dr. S.n.quesari,	Sample Type	: Serum
Location	: Mr. Sher Singh@Indore DSA	Patient Source	:

Anti Nuclear Antibody(ANA) By immunofluorescence Assay			
Test	Result	Unit	Biological Ref. Interval
Dilution	1:80		
Pattern	No specific pattern seen.		
Interpretation	Patient sample is negative for ANA.		

Method: Indirect immunofluorescence by using human epithelial cells (Hep-2) and primitive liver.
 Comment: ANA are gamma globulin type of antibodies found in patients with autoimmune disorders. It is directed against certain nuclear components.
 1+ Positivity : Mildly Positive, clinically insignificant.
 2+ Positivity : Mildly Positive, needs clinical correlation.
 3+ Positivity : Significant Positive, needs clinical correlation.
 4+ Positivity : Strong Positive, highly suggestive of collagen vascular disease.
 * A titre estimation helps with regards follow-up of patient's to treatment response.

after modern homoeopathy treatment

Handwritten notes: 4/0 Fibromyalgia 2yrs, Oile bulge L4-L5 & C5-6. (19/1/20), Nerve root compression, Constipation, Scanty periods LMP -> 26/4/21

आरोग्य सुपर स्पेशलिटी मॉडर्न होम्योपैथिक क्लिनिक

कम्पटि * परमानेंट * ईजी * सेफ * फास्ट एण्ड कॉस्ट इफैक्टिव

डॉ. अर्पित चोपड़ा (मैड) एच.ओ. होम्योपैथी जर्नल, असाध्य एवं शल्य रोग विशेषज्ञ

* कैंसर * किडनी फेलियर * अस्पताल में गंभीर रूप से * भर्ती गरिजों का उपचार * कोमा * शल्य चिकित्सा योग्य रोग * आँटो इन्फ्यू रोग * जीवनभर दवाई लेने वाले रोगों की चिकित्सा एवं 300 प्रकार के असाध्य जटिल रोगों की चिकित्सा।

102, 104, प्रथम मंजिल, कृष्णा टॉवर, क्योरवेल हॉस्पिटल के सामने, जंजीरवाला चौराहा, न्यू पलासिया, इन्दौर (म.प्र.)
 फोन : 0731-4977076, मो. : 97130-92737, 97130-37737, 79999-78894, 99075-27914
 www.homoeopathy.cure.in, www.aarogyaahomoeopathyindore.com Email : arpitchopra23@gmail.com
 dr arpit chopra's super speciality modern homoeopathic, https://g.page/r/CaRz52neBZQXEBA

FIBROMYALGIA



SPATIAL DISORIENTATION **WIDESPREAD PAIN**

MEMORY PROBLEMS **MORNING STIFFNESS**

IRRITABLE BOWEL **SEVERE ALLERGIES**

ATTENTION DEFICIT **CHRONIC PAIN**

RASHES AND ITCHING **BRAIN FOG**

CHANGES IN VISION **CHRONIC FATIGUE**

RESTLESS LEG SYNDROME **HEART PALPITATIONS**

PATHO CARE
PATHOLOGY LABORATORY

TEST REPORT

NAME: Mrs. Anu Chandra
AGE: 34
SEX: F
DATE: 12/01/2023

TEST: ANA (Indirect Immunofluorescence)

RESULT: **NEGATIVE**

REFERENCE RANGE: **NEGATIVE**

BEFORE MODERN HOMEOPATHY TREATMENT

AM
ALOK MEDICAL

Dr. Shalamba Chaurishi
MBBS, DNB (Genl)

NAME: Mrs. Anu Chandra
REPORT: DR. ANU CHANDRA

INVESTIGATION: **MOBILISAT**

INVESTIGATION	RESULTS	NORMAL RANGE
MOBILISAT		
LEUKOCYTES	11.5	4.0 - 10.0
TOTAL RBCS	4.5	4.0 - 5.5
HEMOCRIT (%)	13.5	37 - 47
HGB (g/dl)	4.5	12 - 16
PLATELETS	1.5	1.5 - 4.0
WBC DIFFERENTIAL		
NEUTROPHILS (%)	85	50 - 70
LYMPHOCYTES (%)	10	20 - 40
MONOCYTES (%)	3	2 - 8
EOSINOPHILS (%)	1	1 - 5
PLASMA CELLS (%)	1	0 - 2

AFTER MODERN HOMEOPATHY TREATMENT

33

Dr. Arpit Chopra (Jain) M.D. (HOMOEOPATHY)
AAROGYA SUPERSPECIALITY MODERN HOMEOPATHY CLINIC
Complete, Safe, Fast & Cost-Effective Modern Homeopathy Cared With Advanced Lifestyle
Phone: 0731-4977076, Mobile: 97130-92737, 97130-37737, 799999-78894, For Whatsapp: 97130-37737

DIETITIC DISORDER, DENTITION TROUBLE, HORMO

12:31

आरोग्य सुपर स्पेशलिटी मॉडर्न होम्योपैथिक क्लीनिक

कम्पिटि * परमानेंट * इजी * सेफ * फास्ट एण्ड कॉस्ट इफेक्टिव

डॉ. अर्पित चोप्रा (जेन) एम.डी. (होम्योपैथी) असाध्य एव अल्प रोग विशेषज्ञ

- * कैन्सर * किडनी फेलियर * अस्पताल में गंभीर रूप से * मती मस्जि का उपचार * कोमा
- * शल्य चिकित्सा योग्य रोग * आँटो इन्चुल रोग * जीवनभर दवाई लेने वाले रोगों की चिकित्सा
- एवं 300 प्रकार के असाध्य जटिल रोगों की चिकित्सा।

102, 104, प्रथम मंजिल, कृष्णा टॉवर, कवोरवेल हास्पिटल के सामने, जंजीरवाला चौराहा, न्यू पलासिया, इन्दौर (म.प्र.)
फोन : 0731-4977076, मो. : 97130-92737, 97130-37737, 799999-78894, 99076-27914
www.homoepathycure.in, www.aarogyahomeopathyindore.com Email : arpitchopra23@gmail.com

dr arpit chopra's super speciality modern homeopathic, https://g.page/r/CaRz52neBZQXEBA

Title

Fibromyalgia cured ANA factor positive to negative in 1 month by Dr Arpit chopra Modern Homoeopathy



Opvani Advanced Lab Systems
 Dr. Harshad Toprani
 Dr. Tushar Toprani

Lab Ref No. : **C180291**
 Reg. Date : 24/01/2022 11:35
 Accession No. : 1

ANA Subpanel Testing

Test Name	Result	Reference Range
*ANA by IFA (Dilution 1:100)	Weak positive	Not detected
*ANA Subpanel by Immunoblot		
*p-ANCA / Sma (IIF + ANP)	Not detected	Not detected
*Sma	Not detected	Not detected
*SS - A	Not detected	Not detected
*RO - 52	Not detected	Not detected
*SS - B	Not detected	Not detected
*Scl - 70	Not detected	Not detected
*PM - Scl	Not detected	Not detected
*Jo - 1	Not detected	Not detected
*CENP B	Not detected	Not detected
*PCNA	Not detected	Not detected
*ds DNA	Not detected	Not detected
*Nucleosomes	Not detected	Not detected
*Histones	Not detected	Not detected
*RNP - Protein	Not detected	Not detected
*AMA - M2	Not detected	Not detected
*DAS-30	Not Detected	Not Detected

All parameters are negative.

BEFORE MODERN HOMEOPATHY TREATMENT

Morestep Pathlabs
 Morestep Pathlabs Pvt. Ltd.
 8, RNT Marg, UG-1,2,3, Silver Suncrown Castle,
 Indore-452001
 0731 4958667 | enq.indore@moresteppathlabs.com

Laboratory Test Report

Organisation Name: **PARAS COLLECTION CENTER**
 Dig Address: **55/6, NEHRU NAGAR, INDORE**

Patient Name: **MRS. PAVITRA PATIDAR**
 Patient ID: **25952**
 Ref Doctor: **SELF**
 Age / Sex: **45 Years / Female**

Received: **Apr 04, 2022, 01:13 p.m.**
 Reported: **Apr 04, 2022, 07:54 p.m.**
 Status: **Final Report**

Test Description	Value(s)	Reference Range	UNITS
ANTI NUCLEAR ANTIBODY / FACTOR (ANA/ANP), IFA			
Anti Nuclear Antibody (ANA) Quantitative	0.25	< 0.8 Negative 0.8 - 1.2 Moderate Positive > 1.2 Positive	IU/mL

Interpretation:
 Antinuclear antibodies are the most sensitive screening test for autoantibodies in patients suspected of connective tissue diseases. They are a heterogeneous group of autoantibodies directed against dsDNA, histones, SSA/Ro, SSB/La, Sm, Scl/ANP, Scl-70, Jo-1 & Centromere. ANA is have also been detected in patients with Autoimmune Hepatitis (80%), Primary Biliary cirrhosis (80%), Alcohol related liver disease (80%), Viral hepatitis B (40%). Presence of ANA has also been detected in individuals taking certain drugs like Hydralazine, Isoniazid, Chlorpromazine, family of SLE patients, healthy and elderly persons.

AFTER MODERN HOMEOPATHY TREATMENT

Parul
Dr. Parul Dagar Maheshwari
 CHIEF OF LAB

Note: This report is subject to the terms and conditions mentioned overleaf partial reproduction of this report is not permitted.

Corporate Office: Morestep Pathlabs Pvt. Ltd.
 Unit No. 113, The Summit Business Bldg, CDF Andheri East Road,
 Opposite PVR Cinema, Andheri East, Mumbai - 400 073
 ☎ : +91 22 3682 0047 | www.moresteppathlabs.com

Fibromyalgia

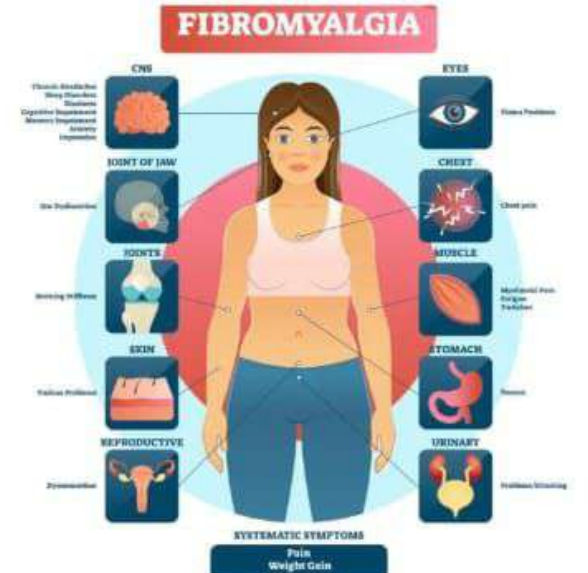
Also called: fibrositis

Overview **Symptoms** **Treatments**

Widespread muscle pain and tenderness.

Fibromyalgia is often accompanied by fatigue and altered sleep, memory and mood.

Very common
 More than 10 million cases per year (India)



मॉडर्न होम्योपैथी

Homeopathy - Complete, Permanent, Easy, Safe, Fast & Cost Effective

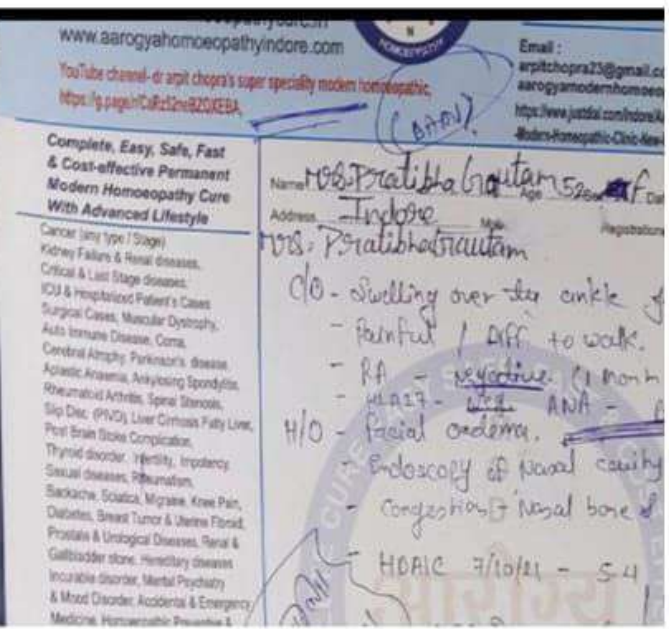
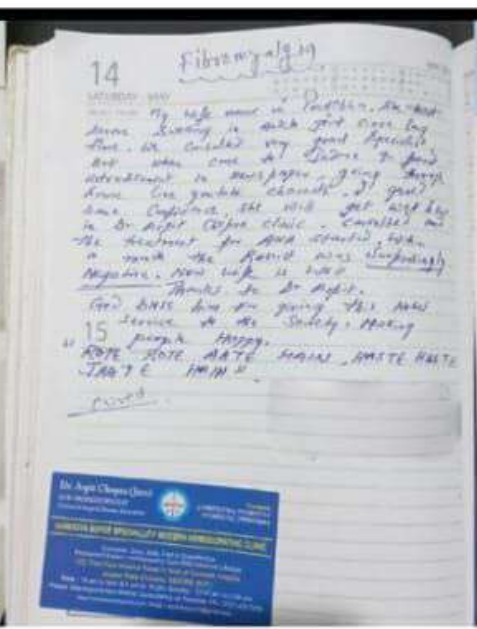
Dr. Arun Jain (Jain)
AAROGYA SUPERSPECIALITY MODERN HOMEOPATHY
 Complete, Safe, Fast & Cost-Effective Modern Homeopathy Cured With Advances

कैंसर, किडनी फेलियर, अस्पताल में गंभीर रूप से भर्ती मरिजों का उपचार, कोमा, शल्य चिकित्सा योग्य रोग, ऑटो इम्यून रोग, जीवनभर दवाई लेने वाले रोगों की रोकथाम एवं 300 प्रकार के असाध्य जटिल रोगों की चिकित्सा।

आरोग्य सुपर स्पेशलिटी मॉडर्न होमियोपैथी
 कम्प्लिट, परमानेंट, ईजी, सेफ, फास्ट एण्ड कॉस्ट इफेक्टिव

102, प्रथम मंजिल, कृष्ण टॉवर, बयोटेक हॉस्पिटल के सामने, लजीसवास बीरगढ़, न्यू पलाशिया, इन्दौर म.प्र.
 99076 27914 | 0731-4977076 | 79990 76804

मॉडर्न होम्योपैथी



Fibromyalgia

Also called: fibrositis

- Overview
- Symptoms
- Treatment

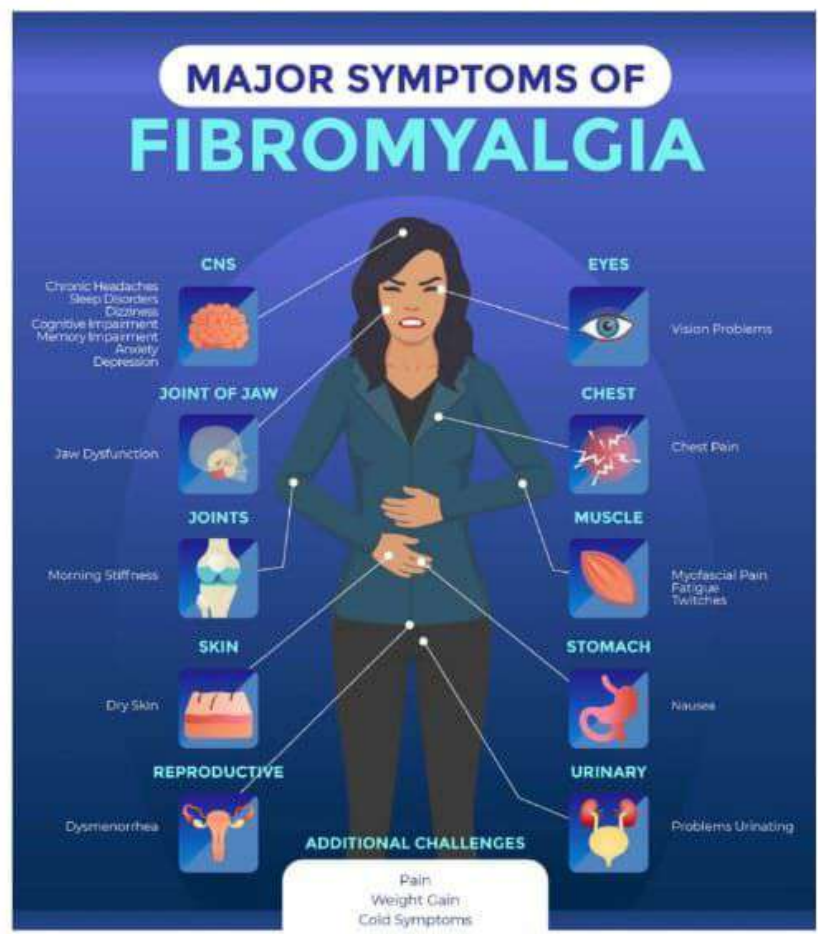
Widespread muscle pain and tenderness.

Fibromyalgia is often accompanied by fatigue and altered sleep, memory and mood.

Very common

More than 10 million cases per year (India)

- Treatment can help, but this condition can't cured
- Requires a medical diagnosis
- Lab tests or imaging rarely required
- Chronic: can last for years or be lifelong



होम्योपैथी
Permanent, Easy, Safe, Fast & Cost Effective Cure

आरोग्य
MODERN HOMEOPATHY

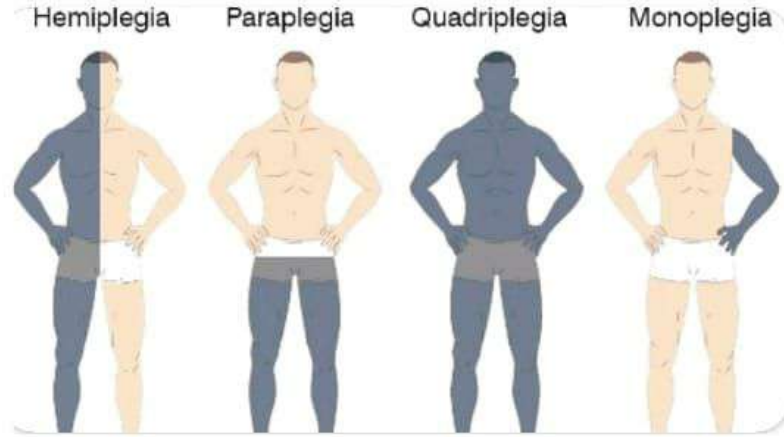
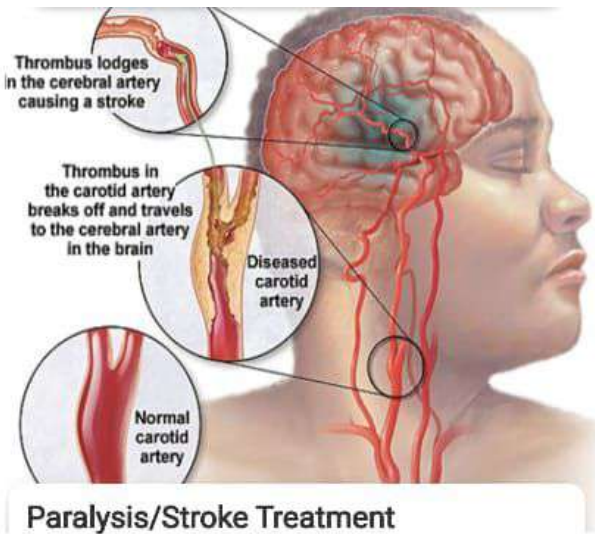
PRASHANT GAUTAM
PATIENT'S HUSBAND

कैंसर, किडनी फेलियर, अस्पताल में गंभीर रूप से भर्ती मरिजों का उपचार, कोमा, शल्य चिकित्सा योग्य रोग, ऑटो इम्यून रोग, जीवनभर दवाई लेने वाले रोगों की रोकथाम एवं 300 प्रकार के असाध्य जटिल रोगों की चिकित्सा।

आरोग्य सुपर स्पेशलिटी मॉडर्न होमियोपैथी
कम्पलिट, परमानेंट, ईजी, सेफ, फास्ट एण्ड कॉस्ट इफेक्टिव

102, प्रथम मंजिल, कृष्णा टॉवर, वयोस्वेल हॉस्पिटल के सामने, जंजीरवाला वीराहा, न्यू पलासिया, इन्दौर म.प्र.
99075 27914 संपर्क : 0731-4977076, 79999 78894
www.homeopathycure.in. www.aarogyaahomeopathyindore.com. Email : arpitchohra23@gmail.com

SUPERSPECIALITY MODERN HOMEOPATHY CLINIC
Fast & Cost-Effective Modern Homeopathy Cured With Advanced Lifestyle
076. Mobile: 97130-92737, 97130-37737, 79999-78894. For Whatsapp, 99075-27914



AAROGYA SUPERSPECIALITY MODERN HOMEOPATHY

Complete, Permanent, Easy, Safe, Fast & Cost Effective Cure

DR. ARPIT CHOPRA JAIN
M.D. HOMEOPATHY
DIPLOMA IN SUPERSPECIALITY
DIPLOMA IN MODERN HOMEOPATHY
DIPLOMA IN PEDIATRICS
DIPLOMA IN GYNAECOLOGY
DIPLOMA IN PSYCHIATRY
DIPLOMA IN PHLEBOTOMY
DIPLOMA IN NURSING
DIPLOMA IN AYURVEDIC PRACTICE

Satya Narayan Namdev
Indore (M.P.)

COMPLETE CURE. EASY, SAFE, FAST & COST EFFECTIVE
MODERN HOMEOPATHY

कैंसर, किडनी फेलियर, अस्पताल में गंभीर रूप से भर्ती मरिजों का उपचार, कोमा, शल्य चिकित्सा योग्य रोग, ऑटो इम्यून रोग, जीवनभर दवाई लेने वाले रोगों की रोकथाम एवं 300 प्रकार के असाध्य जटिल रोगों की चिकित्सा।

आरोग्य सुपर स्पेशलिटी मॉडर्न होमियोपेथी
कम्प्लिट, परमानेन्ट, ईजी, सेफ, फास्ट एण्ड कॉस्ट इफैक्टिव

102, प्रथम मंजिल, कृष्णा टॉवर, बयोरवेल हॉस्पिटल के सामने, जंजीरवाला चौराहा, न्यू पलासिया, इन्दौर
99075 27914 संपर्क : 0731-4977076, 79999 78894
www.homeopathycure.in. www.aarogyahomeopathyindore.com Email : arpitchopra23@gmail.com

ONLINE CONSULTATION AVAILABLE : WWW.HOMEOPATHYCURE.IN / WWW.AAROGYAHOMEOPATHYINDORE.COM
@AAROGYA01 @AAROGYAMODERN @AAROGYAHOMEOPATHY 9907527914, 7999978894 @0731-4977076
102-104, 1st Floor, Krishna Tower, Opposite Curewell Hospital, Janjeerwala Chouraha, New Palasia, Indore M.P.

ह सत्यनारायण नामदेव इन्दौर
कुछ दिन सड़क होने के कारण
मेरा दाया हाथ शुष्क हो गए
का होने लगे लगे हाथों पुरानी
सो. को दिखाया उनका इलाज
बो. हाथी के दुवा मार कुछे सर
का भी दर्द रहता था होने से
इसलिए चॉपरा सर का इलाज

इसलिए चॉपरा सर का इलाज
शुरू किया कुछे माहों में
लक्ष्मी के रहते लगे हाथ
में ठीक हुए हाथों चॉपरा सर को
द्वारा दर्द हुआ उन्होंने कुछे
उत्तरों किया इलाज सर
सुखता

Fibromyalgia

Also called: fibrositis

Overview

Symptoms

Treatments

Widespread muscle pain and tenderness.

Fibromyalgia is often accompanied by fatigue and altered sleep, memory and mood.

Very common

More than 10 million cases per year (India)



CHAITANYAM HOSPITAL & RESEARCH CENTRE
 TMSM Accredited

DEPARTMENT OF PATHOLOGY Page No. 1/1

Name: MR. VISHWAS SHARMA DR No. : 22C3880
 Age / Sex: 38 Y / Male SR Date: 25/05/2022
 Referred By: Dr. PRAVESH KANTHED Reg No.: 22018166
 Category: CASHPSELF
 Printed By: Mrs. NAMRATA AWASARKAR Print Date/Time: 25/05/2022 / 10:05:44 AM

RHEUMATOID ARTHRITIS PANEL

Parameters Name	Result	Unit	Biological Ref. Interval
RA FACTOR IgG (RAIgG) ANTIBODY BY ELISA	2.2	Blood	< 30 Negative, 30-40 Equivocal, > 40 Positive

Special Remark :
 • Rheumatoid factor (RF) is the autoantibody (antibody directed against an organism's own tissues) that was first found in rheumatoid arthritis. It is defined as an antibody against the Fc portion of IgG (an antibody). RF and IgG join to form immune complexes that contribute to the disease process.
 • It is also found in Epstein-Barr virus or parvovirus infection and in 5-10% of healthy persons, especially the elderly.
 • The test results must be interpreted in conjunction with the patient clinical information and other laboratory results.

AUTOIMMUNE DISEASE PANEL

Parameters Name	Result	Unit	Biological Ref. Interval
ANA BY IMMUNOFLUORESCENCE (IMF)	POSITIVE	Blood	

The Test is: Pattern Of Immunofluorescence: CYTOPLASMIC, SPECKLED
 Grade: +
 Remark: ADV. ENA. PLEASE CORRELATE CLINICALLY

Before Treatment

PROCESSED AT: Thyrocare
 CAP ACCREDITED
 Thyrocare Tests you can trust

Corporate Office: Thyrocare Technologies Central, 9 D-315, TTC MIDC, Turbhe, Near Mumbai - 400 701

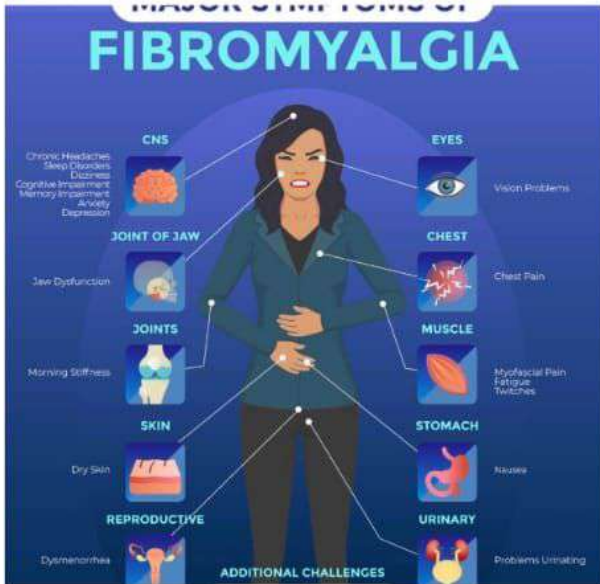
REPORT

NAME: MR. VISHWAS SHARMA (38/Y/M)
 SEX: M
 TEST ASKED: ANA TITRE (IFA)

TEST NAME	PHYSIOLOGY	RESULT
ANA TITRE (IMMUNOFLUORESCENCE)	POSITIVE	NEGATIVE

Method: FULLY AUTOMATED INDIRECT IMMUNOFLUORESCENCE

after Modern Homoeopathy treatment



03 WEDNESDAY - AUGUST "FIBROMYALGIA"

मैं विश्वास शर्मा, इन्दौर का निवासी हूँ। मुझे काफी समय से ठंडा, पैर में दर्द और सुजान की समस्या आ रही थी, जिसको देखते हुए खुद ही कुछ टेस्ट करवा कर रिपोर्ट निकलवाई। उसके बाद एलोपैथी इमरजेंसी में भर्ती कराया गया। डॉक्टर ने ANA टेस्ट करवाया, जो कि पॉजीटिव आया। इसी बीच मैं एक दोस्त ने इसी तरह के ट्रीटमेंट में मुझे डॉ. अर्पित सार का पिट्ट किया और मैंने उन्हें दिखाया। डॉक्टर ने मुझे इस पिट्ट का ट्रीटमेंट दिया जिसे मैंने कुछ दिनों तक चलाया और दर्द कम होने लगा। मैंने डॉ. अर्पित से ANA टेस्ट करवाया जो नेगेटिव आया।

इस तरह के इलाज दि गई दर्दों के मुझे दर्द में भी बहुत आराम मिला और मुझे इस तरह की एलोपैथी दवाओं की जरूरत नहीं पड़ी। अब मैं अपनी अच्छी महसूस हो रहा हूँ। मैंने डॉ. अर्पित से बहुत आभार जताया है।

बहुत बहुत धन्यवाद सर

विश्वस शर्मा

कैंसर, किडनी फेलियर, अस्पताल में गंभीर रूप से भर्ती मरिजों का उपचार, कोमा, शल्य चिकित्सा योग्य रोग, ऑटो इम्यून रोग, जीवनभर दवाई लेने वाले रोगों की रोकथाम एवं 300 प्रकार के असाध्य जटिल रोगों की चिकित्सा।

आरोग्य सुपर स्पेशलिटी माईन होमियोपेथी

कम्प्लिट, परमानेंट, ईजी, सेफ, फास्ट एण्ड कॉस्ट इफैक्टिव

102, प्रथम मंजिल, कृष्णा टॉवर, क्योरवेल हॉस्पिटल के सामने, जंजीरवाला चौराहा, न्यू पलासिया, इन्दौर म.प्र.

99075 27914 संपर्क : 0731-4977076, 79999 78894

www.homoeopathycure.in, www.aarogyahomoeopathyindore.com Email : arpitchopra23@gmail.com

COMPLETE CURE. FAST, SAFE, PAIN & COST EFFICIENT

आरोग्य

कैंसर, किडनी फेलियर, अस्पताल में गंभीर रूप से
 भर्ती मरिजों का उपचार, कोमा, शल्य चिकित्सा योग्य रोग,
 ऑटो इम्यून रोग, जीवनभर दवाई लेने वाले रोगों की रोकथाम एवं
 300 प्रकार के असाध्य जटिल रोगों की चिकित्सा।



आरोग्य सुपर स्पेशलिटी माडर्न होमियोपैथी

कम्पलिट, परमानेन्ट, ईजी, सेफ, फास्ट एण्ड कॉस्ट इफैक्टिव

102, प्रथम मंजिल, कृष्णा टॉवर, क्योरवेल हॉस्पिटल के सामने, जंजीरवाला चौराहा, न्यू पलासिया, इन्दौर म.प्र.

99075 27914 संपर्क : 0731-4977076, 79999 78894

www.homoeopathy cure.in. www.aarogyahomoeopathyindore.com Email : arpitchopra23@gmail.com

Leucoderma (Vitiligo)



Vitiligo

Overview

Symptoms

Treatments

A disease that causes the loss of skin colour in blotches.

Vitiligo occurs when pigment-producing cells die or stop functioning.

Common

More than 1 million cases per year (India)

Treatment can help, but this condition can't be cured

SEPTEMBER 2022
 VITILIGO / Leucoderma / सफेद दाग
 18
 AUGUST - THURSDAY
 220-125 - 49-34

मे पुरुषों के इंदौर से
 मैं तीन साल से इलाज करा रही हूँ
 मुझे कुछ फायदा नहीं हुआ (विटिलिगो)
 फिर मैंने एक दिन न्यूजपेपर में डॉ. साहव
 अर्पित चौपड़ा सर का रज देखा और फिर
 मैंने यहाँ आकर इलाज शुरू किया तो मुझे
 काफी आराम है। और अभी भी
 धन्यवाद सर

Dr. Arpit Chopra (Jain)
 M.D. HOMOEOPATHY
 (Critical & Surgical Diseases Specialist)

9907527914, 9718012717
 9718092131, 7999978894

AAROGYA SUPER SPECIALITY MODERN HOMOEOPATHIC CLINIC

Complete, Easy, Safe, Fast & Cost-effective
 Permanent Modern Homeopathy Cure With Aarogya Lifestyle
 102, First Floor Krishna Tower in front of Curewell Hospital
 Jangpore Waza Chauraha, INDORE (M.P.)

Time : 10 am to 3pm & 5 pm to 10 pm, Sunday : 12.00 am to 3.00 pm
 Please Take Appointment Before Consultancy as Possible. Ph. 0731-4977076
 www.homoeopathy cure.in. Email : arpitchopra23@gmail.com

कैंसर, किडनी फेलियर, अस्पताल में गंभीर रूप से भर्ती मरिजों का उपचार, कोमा, शल्य चिकित्सा योग्य रोग, ऑटो इम्यून रोग, जीवनभर दवाई लेने वाले रोगों की रोकथाम एवं 300 प्रकार के असाध्य जटिल रोगों की चिकित्सा।



डॉ. अर्पित चौपडा (जैन)
एम. डी. होम्योपैथी
जटिल, असाध्य एवं
शल्य रोग विशेषज्ञ

आरोग्य सुपर स्पेशलिटी माडर्न होमियोपैथी

कम्पलिट, परमानेन्ट, ईजी, सेफ, फास्ट एण्ड कॉस्ट इफैक्टिव

102, प्रथम मंजिल, कृष्णा टॉवर, क्योरवेल हॉस्पिटल के सामने, जंजीरवाला चौराहा, न्यू पलासिया, इन्दौर म.प्र.

📞 99075 27914 संपर्क : 0731-4977076, 79999 78894

www.homoeopathy cure.in. www.aarogyahomoeopathyindore.com Email : arpitchopra23@gmail.com

Hiatal hernia

Also called: Stomach hernia

Overview

Symptoms

Treatments

A condition in which part of the stomach pushes up through the diaphragm muscle.

In hiatus hernia, part of the stomach pushes into the chest cavity. It enters via an opening where the food tube (oesophagus) passes on its way to the stomach.

Common

More than 1 million cases per year (India)

- 🏥 Treatable by a medical professional
- 📅 Requires a medical diagnosis
- 🩺 Lab tests or imaging often required
- 🕒 Chronic: can last for years or be lifelong

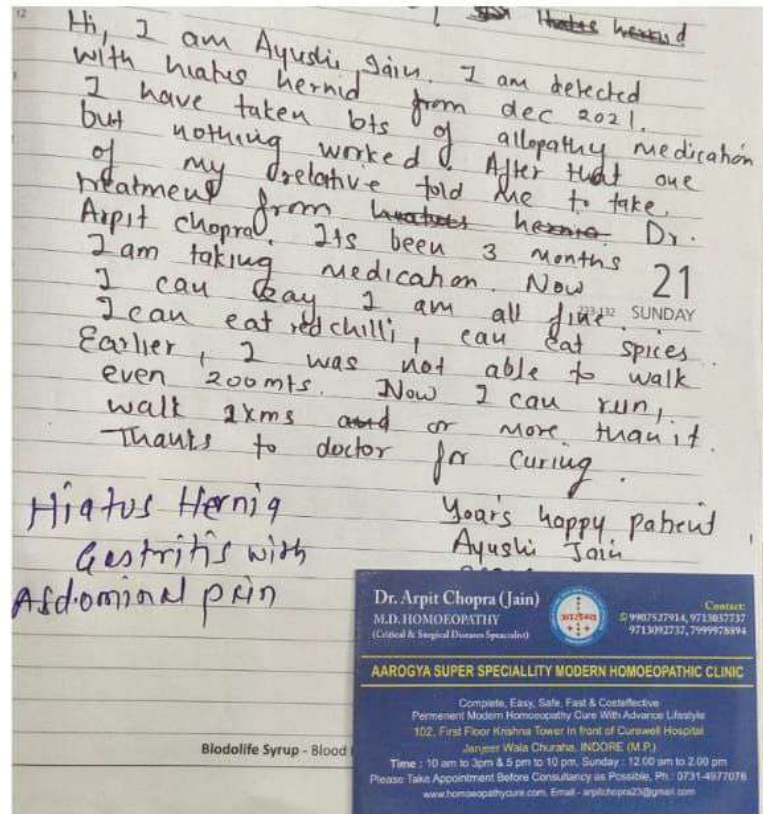
Hiatal (Hiatus) Hernia



Normal

Sliding Hiatal Hernia

Paraesophageal Hiatal Hernia



Hiatus hernia with Severe Gastritis , abdominal pain cured safely by Dr ...

Muscular dystrophy

Also called: MD

- Overview
- Symptoms
- Treatments

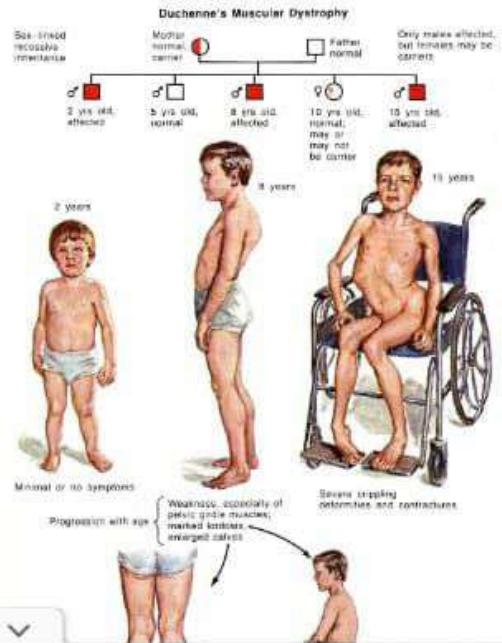
A group of genetic diseases that cause progressive weakness and loss of muscle mass.

In muscular dystrophies, abnormal genes (mutations) lead to muscle degeneration. Most forms begin in childhood.

Rare

Fewer than 1 million cases per year (India)

Treatment can help, but this condition can't be cured



Anderson Diagnostic Servi

No. 38(159), Greaves Road, Thousand Lights, Chennai-600 026

H.O.: No.150, Poonamallee High Road, (Opp to Dasaprakash Hotel), Chennai-600 084

Helpline No.: 044-4353 9444 | Email: info@andersondiagnostics.com

NAME : MASTER, [REDACTED] AR

PIN : AND22020030554

AGE/GENDER : 6 Year(s)/Male

REFERRED BY : Dr. SIKKENDER KUMAR JAIN BPT MD ACU BPT MD ACU

CLIENT NAME : SIKKENDER KUMAR JAIN BPT MD ACU

SAMPLE NO : 022231303

COLLECTED ON : 22/07/2022 06:11

RECEIVED ON : 22/07/2022 07:41

REPORTED ON : 23/07/2022 09:51

REPRINT DATE : 23/07/2022 09:51

Test	Obtained Value	Units	Bio. Ref. Intervals
BIOCHEMISTRY			
CPK - Creatine Phospho Kinase (Total) (SERUM, Enzymatic)	13436	U/L	Male: 7 - 12 Years : < 247 Male: 13 - 17 Years : < 270 Male: 18 - 99 Years : < 190 Male: < 4 Year(s) : 94-499 Both: 1 - 3 Year(s) : < 228
Comment	Note: Value Rechecked.		

Before treatment



Anderson Diagnostic Services Pvt. Ltd.

No. 38(159), Greaves Road, Thousand Lights, Chennai-600 026

H.O.: No.150, Poonamallee High Road, (Opp to Dasaprakash Hotel), Chennai-600 084

Helpline No.: 044-4353 9444 | Email: info@andersondiagnostics.com

NAME : MASTER, [REDACTED] AR

PIN : AND22020030554

AGE/GENDER : 6 Year(s)/Male

REFERRED BY : Dr. RAKESH J, MD., PAEDIATRICS

CLIENT NAME : RAKESH

SAMPLE NO : 022277079

COLLECTED ON : 20/12/2022 05:43 PM

RECEIVED ON : 20/12/2022 06:49 PM

REPORTED ON : 20/12/2022 08:04 PM

REPRINT DATE : 20/12/2022 08:04 PM

Test	Obtained Value	Units	Bio. Ref. Intervals
BIOCHEMISTRY			
CPK - Creatine Phospho Kinase (Total) (SERUM, Enzymatic)	3235	U/L	Male: 7 - 12 Years : < 247 Male: 13 - 17 Years : < 270 Male: 18 - 99 Years : < 190 Male: < 4 Year(s) : 94-499 Both: 1 - 3 Year(s) : < 228
Comment	Note: Value Rechecked, 1:10 dilution.		

After Dr ARPIT Chopra Modern Homoeopathy treatment



1/c/o MUSCULAR DYSTROPHY : 6 months
CPK = 13436 (23/07/22)

कैंसर, किडनी फेलियर, अस्पताल में गंभीर रूप से भर्ती मरिजों का उपचार, कोमा, शल्य चिकित्सा योग्य रोग, ऑटो इम्यून रोग, जीवनभर दवाई लेने वाले रोगों की रोकथाम एवं 300 प्रकार के असाध्य जटिल रोगों की चिकित्सा।

आरोग्य सुपर स्पेशलिटी मार्डन होमियोपेथी

कम्प्लिट, परमानेंट, ईन्जी, सेफ, फास्ट एण्ड कॉस्ट इफेक्टिव

102, प्रथम मंजिल, कृष्णा टॉवर, क्योरसेल हॉस्पिटल के सामने, नजीरवाला चौराहा, न्यू पलासिया, इन्दौर म.प्र.

99075 27914 संपर्क : 0731-4977076, 79999 78894

www.homoeopathycure.in, www.aarogyaahomeopathyindore.com | Email : arpitchoora23@gmail.com

Ankylosing spondylitis

Also called: Bechterew's disease

Overview

Symptoms

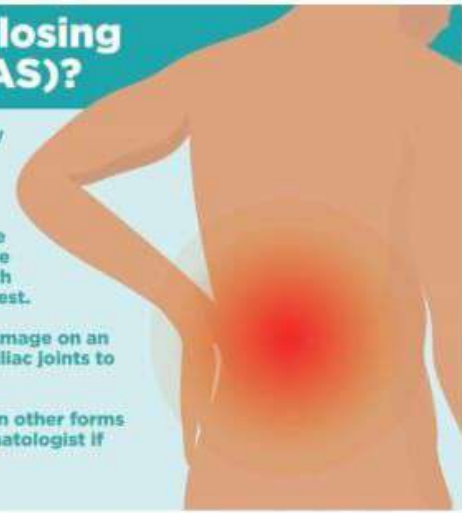
Treatments

An inflammatory arthritis affecting the spine and large joints.

The condition is more common among men and usually begins in early adulthood.

What Is Ankylosing Spondylitis (AS)?

- AS is a type of inflammatory arthritis that causes lower back pain, among other symptoms.
- AS pain usually starts before age 45, lasts more than three months, and feels better with movement and worse with rest.
- There needs to be visible damage on an X-ray to your spine or sacroiliac joints to confirm an AS diagnosis.
- AS is treated differently than other forms of back pain, so see a rheumatologist if you think you could have it.



HLA B-27 ANKYLOSING SPONDYLITIS

SURGICAL ADVISED CASE CURED

क्रिटिकल केस का सफल ईलाज

गुल बखर-बिहार

सक्सेस 13:33री

डॉ. अर्पित चौपड़ा (जैन)

Dr. Arpit Chopra Jain (MD Homoeopathy Critical & Surgical Case Specialist)



HIGH CRP (POSITIVE C RE...

Dr Arpit Chopra's Su... 320 views • 2 years ...



ANKYLOSING SPONDYLITIS R...

Dr Arpit Chopra's Su... 978 views • 2 years ...



Ankylosing Spondylitis Hom...

Dr Arpit Chopra's Su... 2.6K views • 1 year ...



Ankelosing spondylitis & A

Dr Arpit Chopra's S 259 views • 2 mor

कैंसर, किडनी फेलियर, अस्पताल में गंभीर रूप से भर्ती मरिजों का उपचार, कोमा, शल्य चिकित्सा योग्य रोग, ऑटो इम्यून रोग, जीवनभर दवाई लेने वाले रोगों की रोकथाम एवं 300 प्रकार के असाध्य जटिल रोगों की चिकित्सा ।

आरोग्य सुपर स्पेशलिटी मॉडर्न होमियोपेथी

कम्प्लिट, परमानेन्ट, ईजी, सेफ, फास्ट एण्ड कॉस्ट इफैक्टिव

102, प्रथम मंजिल, कृष्णा टॉवर, कयोस्वेल हॉस्पिटल के सामने, जंजीरवाला चौराहा, न्यू पलासिया, इन्दौर म.प्र.

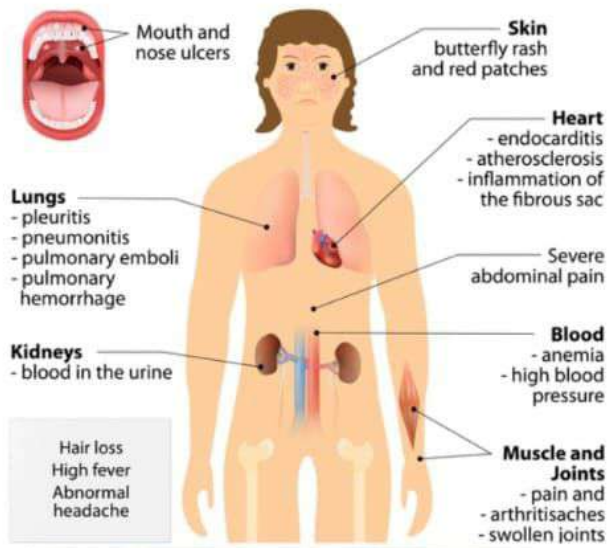
99075 27914 संपर्क : 0731-4977076, 79999 78894

www.homoeopathycure.in. www.aarogvahomoeopathyindore.com Email : arpitchopra23@gmail.com

Systemic lupus erythematosus (SLE) is an autoimmune connective tissue disorder predominately affecting women [1]. It has varied clinical manifestations including renal, cardiac, hematologic, integumentary, gastrointestinal, and even neuropsychiatric involvement

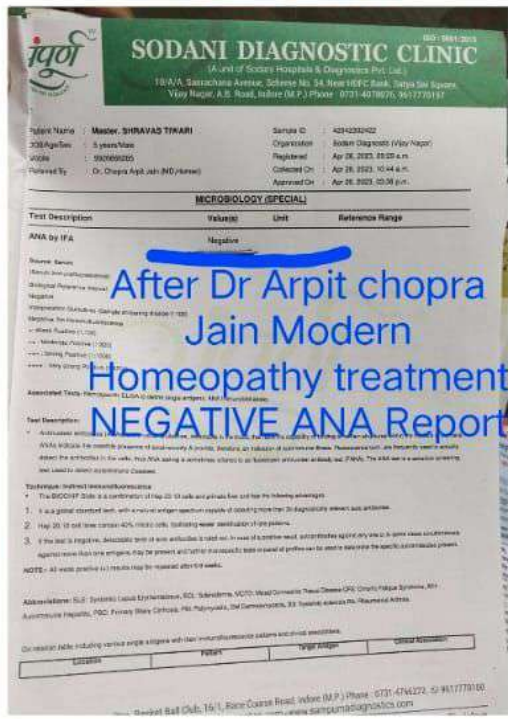
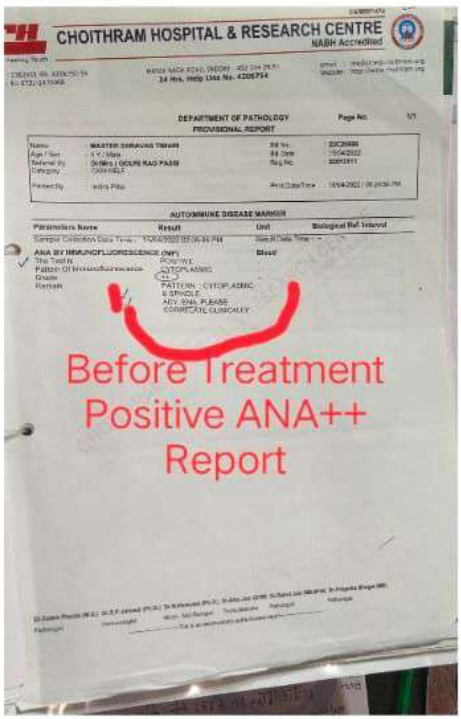


Systemic lupus erythematosus



Description

SLE lupus cured ANA positive++ to Negative By Dr Arpit Chopra Jain Modern Homeopathy only in 1 month



Handwritten notes in Hindi and English:

Chronic undifferentiated connective tissue disorder E. Systemic lupus erythematosus (SLE)

→ ANA → 2+ titer

→ Fever, Recurrent body aches & chills

→ Ongoing serous conjunctivitis

→ Cough, cold and sputum expectoration

→ Constipation

→ Autoimmune thyroiditis & Bronchitis

→ Hb 10.5 gm/dl, T4 0.8, T3 0.25, TSH 4.5, ANA 2+, RF 1:100, CRP 10 mg/L, ESR 45 mm/hr

★ कैसर ★ किडनी फेलियर ★ अस्पताल में भीरु रूप से ★ भर्ती मरिजों का उपचार ★ कोमा ★ शल्य चिकित्सा योग्य रोग आँटी इन्फुज रोग ★ जीवनभर दवाई लेने वाले रोगों की चिकित्सा एवं 300 प्रकार के असाध्य जटिल रोगों की चिकित्सा ।

आरोग्य सुपर स्पेशलिटी मॉडर्न होम्योपैथिक क्लीनिक

कम्प्यूटिड ★ परामेन्ट ★ इंजीनी ★ रोक ★ फास्ट एण्ड कॉस्ट इफिक्टिव

102, प्रथम मंजिल, सुभाष टावर, कनकेश्वर होस्पिटल के सामने, जवाहरनगर, इन्दौर (म.प्र.)
 फोन : 0731-497078, मो. : 97130-92737, 97130-37737, 79099-78884, 99079-279145
 www.homeopathyure.in, www.aarogyahomeopathyindore.com Email : arpit Chopra23@gmail.com

CHRONIC FATIGUE SYNDROME (CFS) / ME

CFS is more than just being tired



Any of the over **60 varieties** of Epstein-Barr virus in Stage Four

Accompanied by **toxic heavy metals** such as mercury and aluminum

Produce **viral neurotoxins** that inflame the nerves

Leading to what Medical Medium calls **neurological fatigue**

CHRONIC FATIGUE SYNDROME SYMPTOMS



fatigue



severe headaches



loss of memory or concentration



sleeping problems



muscle pain



sore throat

हेल्थ भास्कर

हेल्थ भास्कर

शुक्र, 20 मार्च 2023 | 3

300 प्रकार की जटिल, असाध्य एवं सर्जिकल बीमारियों का मॉडर्न होम्योपैथी द्वारा चमत्कारिक संभव इलाज

300 प्रकार की जटिल, असाध्य एवं सर्जिकल बीमारियों का मॉडर्न होम्योपैथी द्वारा चमत्कारिक संभव इलाज। हेल्थ भास्कर द्वारा प्रकाशित।

3,000 से ज्यादा लाभान्वित मरीजों की रिपोर्टें यू-ट्यूब एवं वेबसाइट पर उपलब्ध

3,000 से ज्यादा लाभान्वित मरीजों की रिपोर्टें यू-ट्यूब एवं वेबसाइट पर उपलब्ध। हेल्थ भास्कर द्वारा प्रकाशित।

कैंसर, किडनी, कोमा, सर्जरी एवं ऑटोइम्यून जैसे जटिल, लाजलाज, असाध्य एवं असंभव रोगों का स्पेशलिस्ट इलाज भारत में

Mr. Amit Diwakar
Chronic Fatigue Syndrome Patient From Bihar

ONLINE CONSULTATION AVAILABLE : @0997527914, 7999978814, 9713037737, 9713082737 @0731-4877076

102, 103, 104 1st Floor, Krishna Tower, Opposite Curwell Hospital, Jarijeewala Chouraha, New Palasia, Indore M.P.

Title
Chronic Fatigue syndrome
Fibromyalgia Patient From Bihar
trust & responded Dr. Arpit Chandra Jain

Fibromyalgia Syndrome (FMS) is a chronic condition causing pain, stiffness, and tenderness of the muscles, tendons, and joints. It is also characterized by restless sleep, tiredness, fatigue, anxiety, depression and disturbances in

Chronic fatigue syndrome
Also called: CFS, myalgic encephalomyelitis

A disease characterised by profound fatigue, sleep abnormalities, pain and other symptoms that are made worse by exertion.

Chronic fatigue syndrome occurs more commonly in women. The cause of this condition is unknown, but may include environmental or genetic factors.

Common

LifeCell

Dr. Arpit Chopra
Dr. Arpit Chopra Jain

Muscular dystrophy

Genetic testing for Duchenne's muscular dystrophy (DMD) and Becker's muscular dystrophy (BMD) using a multiplex ligation-dependent probe amplification (MLPA) assay.

MLPA results show a deletion of exons 2-11 on the DMD gene.

Before Treatment

Muscular dystrophy

Dr. Arpit Chopra Jain Modern Homeopathy

After Dr Arpit Chopra Jain Modern Homeopathy

Handwritten notes: "CPK 24025 (12/05/23)"

Handwritten notes: "Dr. Arpit Chopra Jain Modern Homeopathy"

OLIVHEALTH

Dr. Arpit Chopra Jain Modern Homeopathy

Before Treatment

CPK Creatine Phosphokinase - Serum

Observed Value: 24025 U/L

Biological Reference Range: 24-195 U/L

Medicinal Remarks: *Rechecked and confirmed. Kindly correlate clinically. Repeat test with fresh sample if indicated.

Test performed on fully automated biochemistry analyzer.



Muscular dystrophy

Dr. Arpit Chopra Jain Modern Homeopathy

After Dr Arpit Chopra Jain Modern Homeopathy

Handwritten notes: "CPK 24025 (12/05/23)"

Handwritten notes: "Dr. Arpit Chopra Jain Modern Homeopathy"

OLIVHEALTH

Dr. Arpit Chopra Jain Modern Homeopathy

After Treatment

CPK Creatine Phosphokinase - Serum

Observed Value: 13790.00 U/L

Biological Reference Range: 24-195 U/L

Medicinal Remarks: *Rechecked and confirmed. Kindly correlate clinically. Repeat test with fresh sample if indicated.

Test performed on fully automated biochemistry analyzer.

SHRIRAM PATHOLOGY LABORATORY

Dr. Sonika Kharche
Dr. Shweta Subbaraj

CR (CREATININE) TOTAL CREATININE (SERUM)

Observed Value: 0.666 U/L

Biological Reference Range: 0.6-1.2 U/L

Before Treatment

SHRIRAM PATHOLOGY LABORATORY

Dr. Sonika Kharche
Dr. Shweta Subbaraj

CR (CREATININE) TOTAL CREATININE (SERUM)


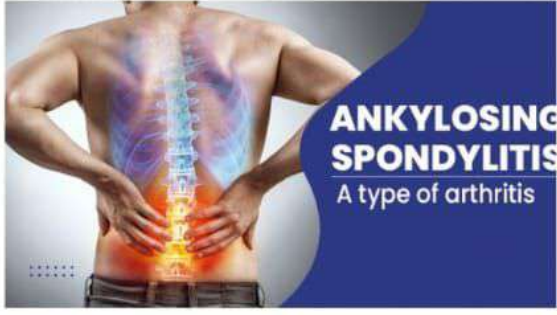
Observed Value: 0.666 U/L

Biological Reference Range: 0.6-1.2 U/L

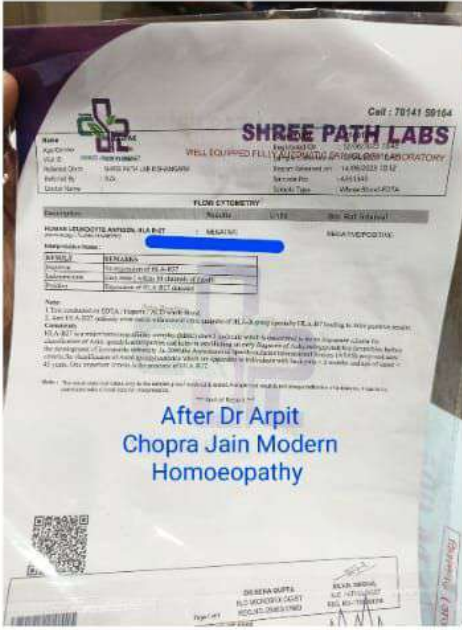
After Treatment

Dr. Arpit Chopra Jain Modern Homeopathy

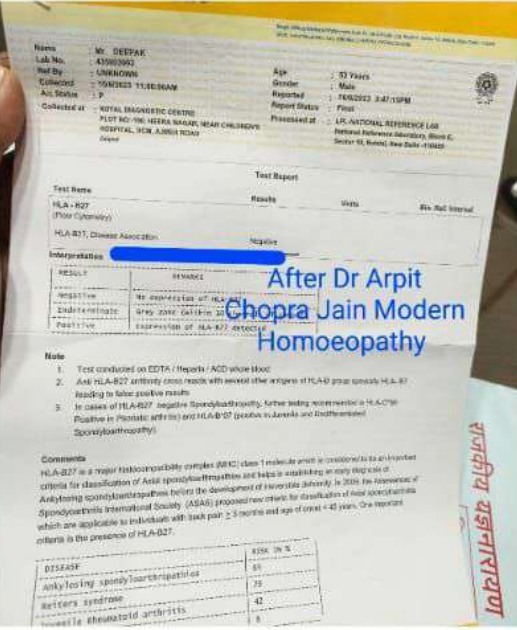
What Is Ankylosing spondylitis – Symptoms, Causes Treatment, and Prevention



before Treatment



After Dr Arpit Chopra Jain Modern Homoeopathy



After Dr Arpit Chopra Jain Modern Homoeopathy



Ankylosing Spondylitis Homeopathic Treatment...
Dr Arpit Chopra's SuperS...
3.7K views • 2 years ago



Ankelosing spondylitis & Autoimmune Uveiti...
Dr Arpit Chopra's SuperS...
424 views • 7 months ago



Ankelosing spondylitis HLAB27 Positive res...
Dr Arpit Chopra's SuperS...
551 views • 5 months ago



Ankylosing Spondylitis Success Story | Dr. Ar...
Dr Arpit Chopra's SuperS...
245 views • 1 year ago



HLA B 27 positive to negative Success ...
Dr Arpit Chopra's SuperS...
274 views • 5 months ago



Ankylosing spondylitis cured fast by Dr Arpit...
Dr Arpit Chopra's SuperS...
936 views • 1 year ago



Ankelosing spondylitis HLAB27 Positive to N...
Dr Arpit Chopra's SuperS...
504 views • 4 months ago



Ankylosing spondylitis cured with HLA B 27 ...
Dr Arpit Chopra's SuperS...
2.3K views • 1 year ago



Spine Disorders many types Cured By...
Dr Arpit Chopra's SuperS...
259 views • 2 months ago



Ankelosing spondylitis एकिलोजिंग ...

*** कैंसर * किडनी फेलियर * अस्पता रूप से मर्ती मरिजों का उपचार ***
*** शल्य चिकित्सा योग्य रोग * आंटी * जीवनमर दवाई लेने वाले रोगों क एवं 300 प्रकार के असाध्य जटिल रोगों**

आरोग्य सुपर स्पेशलिटी मॉडर्न होमोपैथी
कम्प्लिट * परमानेंट * ईजी * सेफ * फास

102, प्रथम मंजिल, कृष्णा टॉवर, क्योवेल हास्पिटल के सामने, जंजीरवाला
 फोन : 0731-4977076, मो: 97130-92737, 97130-37737, 79

www.homoeopathyure.in, www.aarogyahomoeopathyindore.co

Rheumatoid arthritis

Also called: RA

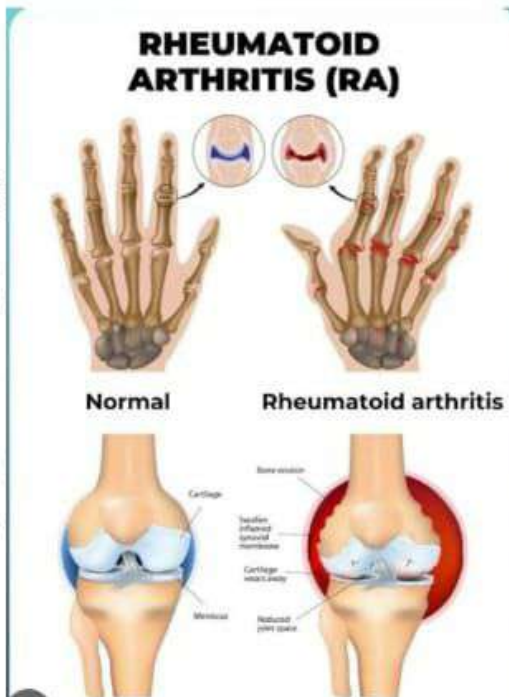
A chronic inflammatory disorder affecting joints, including those in the hands and feet.

In rheumatoid arthritis, the body's immune system attacks its own tissue, including joints. In severe cases, it attacks internal organs.

Common

More than 1 million cases per year (India)

- Treatment can help, but this condition is not cured
- Requires a medical diagnosis
- Lab tests or imaging always required
- Chronic: can last for years or be lifelong



आरोग्य सुपर स्पेशलिटी
मॉडर्न होम्योपैथिक क्लिनिक
Dr. Arpit Chopra (Jain)
M.D. HOMOEOPATHY
(CRITICAL & SURGICAL DISEASES SPECIALIST)
INVENTOR OF: SUPER MODERN HOMOEOPATHY
9907527914, 9713092737

विशेषताएं :

कैंसर, किडनी फैलियर, अस्पताल में गंभीर रूप से भर्ती मरीजों का उपचार, फोन्गस, ऑटो इम्यून रोग, शल्य चिकित्सा, मोनोम्य रोग, हायपोथायराइडिज्म, एलर्जी, बालों का झड़ना, एग्जीमा, सोरायसीस, व्यसन मुक्ति, चर्म रोग, एसीडीटी, मोटापा, ल्यूकोडर्मा, माइग्रेन, गुस्सरोग, पथरी, साइनूसाइटिस, एनिमिया, लकवा, पाईल्स, एडिमा, अस्थिमा एवं श्वसन संबंधी रोग, आरोग्य सुपर स्पेशलिटी

DIVINE PATHOLOGY
 Quality Assured

LAB ID: 0494
 PATIENT NAME: MR. DEEPA ORAO
 REF BY: Dr. Deepa Jain

REPORTING DT: Mar 28, 2023, 01:42 p.m.
 Age / Sex: 75 years / Male
 Barcode: [Barcode]

Test Description	Value(s)	Units	Reference Range
Glucose, Random (RD)	214	mg/dL	70-100
Creatinine, Serum	2.4	mg/dL	0.8-1.3

6/E

Before Dr Arpit Chopra Jain Modern Homoeopathy

DIVINE PATHOLOGY
 Quality Assured

LAB ID: 0494
 PATIENT NAME: MR. DEEPA ORAO
 REF BY: Dr. Deepa Jain

REPORTING DT: Mar 28, 2023, 01:42 p.m.
 Age / Sex: 75 years / Male
 Barcode: [Barcode]

Test Description	Value(s)	Units	Reference Range
CCP Antibody (Indirect IgG)	82.9	U/ml	<12 +12
ANA/ANP (Anti Nuclear Antibody/Factor, ELISA)	0.8	Index	<0.8 +1.2

6/E

Before Dr Arpit Chopra Jain Modern Homoeopathy

DIVINE PATHOLOGY
 Quality Assured

LAB ID: 0494
 PATIENT NAME: MR. DEEPA ORAO
 REF BY: Dr. Deepa Jain

REPORTING DT: Mar 28, 2023, 01:42 p.m.
 Age / Sex: 75 years / Male
 Barcode: [Barcode]

Test Description	Value(s)	Units	Reference Range
RF-IgM (Rheumatoid Factor IgM)	40.9	U/ml	<12 +12

6/E

Before Dr Arpit Chopra Jain Modern Homoeopathy

DIAGNOSTIC REPORT
SRL Diagnostics

PATIENT NAME: DEEPA ORAO
 REPORTING DT: 28/03/2023

Test Name	Result	Biological Reference Interval	Units
ANTI-CCP ANTIBODIES (INDIRECT IgG)	82.9	<12	U/ml
ANA (ELISA)	0.8	<0.8	Index

After Dr Arpit Chopra Jain Modern Homoeopathy

DIAGNOSTIC REPORT
SRL Diagnostics

PATIENT NAME: DEEPA ORAO
 REPORTING DT: 28/03/2023

Test Name	Result	Biological Reference Interval	Units
ANTI-CCP ANTIBODIES (INDIRECT IgG)	82.9	<12	U/ml
ANA (ELISA)	0.8	<0.8	Index

After Dr Arpit Chopra Jain Modern Homoeopathy

DIAGNOSTIC REPORT
SRL Diagnostics

PATIENT NAME: DEEPA ORAO
 REPORTING DT: 28/03/2023

Test Name	Result	Biological Reference Interval	Units
ANTI-CCP ANTIBODIES (INDIRECT IgG)	82.9	<12	U/ml
ANA (ELISA)	0.8	<0.8	Index

After Dr Arpit Chopra Jain Modern Homoeopathy

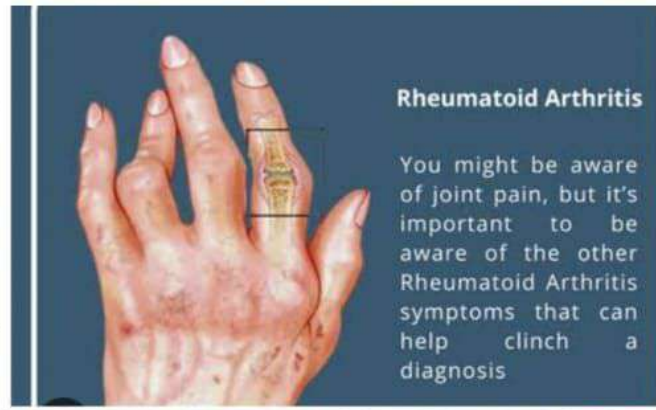
Rheumatoid arthritis

Also called: RA

A chronic inflammatory disorder affecting many joints, including those in the hands and feet.



In rheumatoid arthritis, the body's immune system attacks its own tissue, including joints. In severe cases, it attacks internal organs.

Common



Rheumatoid Arthritis

You might be aware of joint pain, but it's important to be aware of the other Rheumatoid Arthritis symptoms that can help clinch a diagnosis



Antibody Cyclic Citrullinated Peptide (Anti-CCP) is used for the semi-quantitative determination of the IgG class of auto antibodies specific to CCP in biological specimens. Detection of anti-CCP antibodies is used as an aid in the diagnosis of Rheumatoid Arthritis and should be used in conjunction with other clinical information. Autoantibody levels represent one parameter in a multi criteria diagnostic process, encompassing both clinical and laboratory based assessments.

Before Treatment

Dr Lal PathLabs

LABORATORY REPORT

Name: ANJU PANDEY 13975621 | Sex/Age: Female / 49 Years | Case ID: 30801800463

Ref. By: Dr. AI | Pt. ID: | Pt. Loc: | Mobile No: |

Reg. Date and Time: 02-Aug-2023 17:16 | Sample Type: Serum | Report Date and Time: 02-Aug-2023 19:32 | Sample Coll. By: Non | Acc. Remarks: |

TEST	RESULTS	UNIT	BIOLOGICAL REF RANGE	REMARKS
Anti CCP Level (CMIA)	1.00	IU/mL	0 - 5	

INTERPRETATION

- Rheumatoid arthritis (RA) is a systemic autoimmune disease characterized by chronic joint inflammation that ultimately leads to joint destruction. Although 80% to 90% of patients with RA are RF-positive, the specificity of the RF test is known to be relatively poor. RF is found in many patients with other autoimmune diseases, infectious diseases and some healthy individuals. Most studies of anti-CCP antibodies demonstrated that these autoantibodies have much improved specificity for RA compared to RF.
- A positive result for cyclic citrullinated peptide (CCP) antibodies indicates a high likelihood of rheumatoid arthritis (RA).
- High levels of CCP antibodies may be useful to identify patients with aggressive disease. But further studies are needed to document the association. The level of CCP antibodies may also correlate with disease activity in RA, but further studies are needed to document this clinical application.

CAUTIONS: Positive results for cyclic citrullinated peptide (CCP) antibodies may occur in patients with other autoimmune, connective tissue diseases. Anti-rheumatic therapy should not be initiated solely on a positive test for CCP antibodies, and changes in treatment should not be based upon the levels of CCP antibodies.

Dilution Protocol: Approved and validated up to 1:10 dilution.

After Dr Arpit Chopra Jain Modern Homoeopathy

End Of Report

Note: (L: Very Low, LL: Low, H: High, HH: Very High, A: Abnormal)

Dr. Soma Yadav M.D. (Pathology) | Dr. A. Mishra M.D. Microbiology

Printed On: 02-Aug-2023 19:33

Page 1 of 1

Results are alarming or unexpected, client is advised to contact the Customer Care immediately for possible remedial action. Tel: +91-11-3988-5050, E-mail: lalpathlabs@lalpathlabs.com

Dr. Arpit Chopra (Jain) | एच. श्री. चोपरा (जैन) | एच. श्री. चोपरा (जैन) | एच. श्री. चोपरा (जैन)

आरोग्य सार सौशिलिटी मॉडर्न होम्योपैथिक वर्गीनिक

कम्पलिट * परमानेंट * इंजी * सेफ * फास्ट एण्ड कॉस्ट इफैक्टिव

102, प्रथम मंजिल, कृष्णा टॉवर, क्यांबेल हॉस्पिटल के सामने, जर्जरवाला चौक, न्यू पलासिया, इन्डोर (म.प्र.)

फोन : 0731-4977076, मो: 97130-92737, 97130-37737, 799999-78894, 99075-27914

www.homeopathyure.in, www.aarogyahomeopathyindore.com Email: arpit Chopra23@gmail.com

medanta indore

Reference: Dr. SOURABH MALVIYA | Sample Collected At: Global Health Limited | Processing Location: Metropolis Healthcare Limited, Upper Ground, Shop No 2, Baitli Regency, Near Naraina Plaza, Indore-4245174

Observed Value: Positive (37.57) | Unit: IU/mL | Biological Reference Interval: Negative: < 17, Positive: >= 17

Before Treatment

Dr Lal PathLabs

SEROLOGY

Name: ANJU PANDEY | Age: 49Y | Sex: FEMALE | Consultant: Dr. Soma Yadav

Reg. No.: 470224 | Sr. No.: 1239062 | Collected On: 30/08/23 11:52 | Reported On: 02/09/23 15:02

Investigation	Result	Unit	Bio. Ref. Interval
ANTI NUCLEAR FACTOR (ANA BY ELISA) - Anti Nuclear Factor (ANA)	0.225		Positive > 1.2 Borderline 1.0 - 1.2 Negative < 0.5

Remark: A definite clinical diagnosis should not be based on the result of a single test but should be made by the physician after all clinical & laboratory findings have been evaluated. Positive ANA may be found in apparently healthy people. Sub patient undergoing drug therapy may have positive test result. Checked By: 12344 - DR. SOMA MALVIYA

मॉडर्न होम्योपैथी आविष्कार से असंगम को सं

डॉ. अर्पित चोपरा (जैन) | Dr. Arpit Chopra (Jain)

आरोग्य सार सौशिलिटी मॉडर्न होम्योपैथिक वर्गीनिक

कम्पलिट * परमानेंट * इंजी * सेफ * फास्ट एण्ड कॉस्ट इफैक्टिव

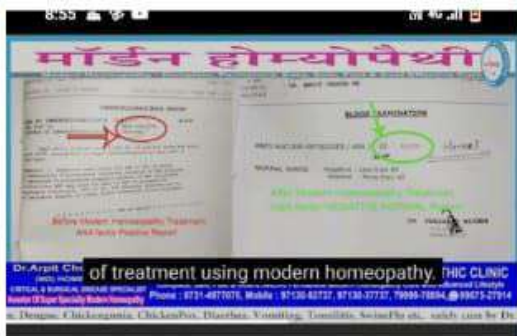
102, प्रथम मंजिल, कृष्णा टॉवर, क्यांबेल हॉस्पिटल के सामने, जर्जरवाला चौक, न्यू पलासिया, इन्डोर (म.प्र.)

फोन : 0731-4977076, मो: 97130-92737, 97130-37737, 799999-78894, 99075-27914

www.homeopathyure.in, www.aarogyahomeopathyindore.com Email: arpit Chopra23@gmail.com



Hello my name is Sonal Bhargava, I live in 33 Variety
 Jyoti Chandra (24th Floor), AAROGYA SIKHAR, Colony, JYI MODERN HOMOEOPATHIC CLINIC
 & Hospital, Sector 27, Gurgaon, Haryana. Phone : 0731-4977076, Mobile : 97138-62737, 97138-62737, 79999-78894, 99075-27914
 I have a history of Post Brava (MVA) Complication, Thyroid Disorder, Infertility, Insomnia, Sexual Dysfunction, Prostate & Urological Diseases, Renal & Gallbladder Stone, Hereditary diseases, Incu



of treatment using modern homeopathy. Dr. Arpit Chopra, Jyoti Chandra (24th Floor), AAROGYA SIKHAR, Colony, JYI MODERN HOMOEOPATHIC CLINIC & Hospital, Sector 27, Gurgaon, Haryana. Phone : 0731-4977076, Mobile : 97138-62737, 97138-62737, 79999-78894, 99075-27914



his thyroid medicines were started, which stopped completely by MODERN HOMOEOPATHY. Dr. Arpit Chopra (Jain) AAROGYA SIKHAR, Colony, Jyoti Chandra (24th Floor), AAROGYA SIKHAR, Colony, JYI MODERN HOMOEOPATHIC CLINIC & Hospital, Sector 27, Gurgaon, Haryana. Phone : 0731-4977076, Mobile : 97138-62737, 97138-62737, 79999-78894, 99075-27914

Hashimoto's thyroiditis (autoimmune disease)

Home > Updates > HASHIMOTO'S THYROIDITIS

➡ HASHIMOTO'S THYROIDITIS (A type of Hypothyroidism) incurable declared Autoimmune Endocrine disorder of patient cured & responded successfully with MIRACULOUS REVERSAL OF POSITIVE ANTI TPO LEVEL (ANTI THYROID PEROXYDASE ANTIBODIES) TO NEGATIVE NORMAL LEVEL in quick time by Modern Homoeopathy. Patient is living comfortably as of now without lifetime immunosuppression

डॉ. अर्पित चौधरा (जैन)
 एम. बी. होम्योपैथी
 जटिल, असाध्य एवं शल्य रोग विशेषज्ञ

आरोग्य सुपर स्पेशलिटी मॉडर्न होमियोपैथी


कम्पलिट, परमानेंट, ईजी, सेफ, फास्ट एण्ड कॉस्ट इफैक्टिव

102, प्रथम मंजिल, कृष्णा टॉवर, कयोरेवेल हॉस्पिटल के सामने, जंजीरवाला चौराहा, न्यू पलासिया, इन्दौर म.प्र.

99075 27914 संपर्क : 0731-4977076, 79999 78894
 www.homeopathycure.in, www.aarogyahomeopathvindore.com Email : arpitchohra23@gmail.com

कैसर, किडनी फेलियर, अस्पताल में गंभीर रूप से भर्ती मरिजों का उपचार, कोमा, शल्य चिकित्सा योग्य रोग, अंटी इन्फ्यून रोग, जीवनभर दवाई लेने वाले रोगों की रोकथाम एवं 300 प्रकार के असाध्य जटिल रोगों की चिकित्सा।

COMPLETE CURE. EASY WAY. HOMEO



After Dr Arpit Chopra
 Jain Modern Homeopathy

After Dr Arpit Chopra, Jain Modern




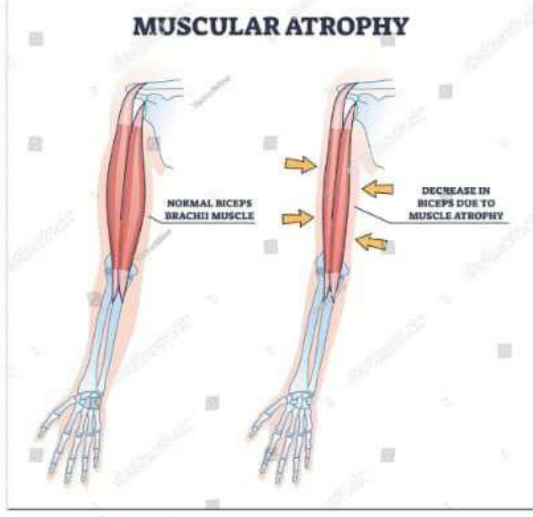
डॉ. अर्पित चोपड़ा (जीन)
एम. डी. होम्योपैथी
जटिन, असाद्य एवं
शल्य रोग विशेषज्ञ

* कैसर * किडनी फेलियर * अस्पताल में गंभीर रूप से * भर्ती मरिजों का उपचार * कोमा
* शल्य चिकित्सा योग्य रोग आँटो डम्पून रोग * जीवनभर दवाई लेने वाले रोगों की रोकथाम
एवं 300 प्रकार के असाध्य जटिल रोगों की चिकित्सा ।

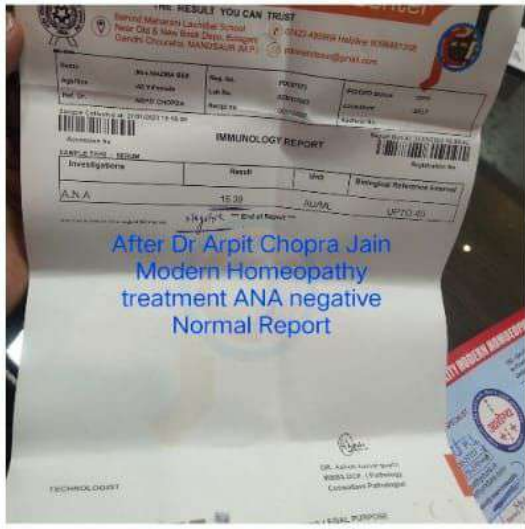
आरोग्य सुपर स्पेशलिटी मॉडर्न होम्योपैथिक क्लीनिक

कम्प्लिट * परमानेंट * ईजी * सेफ * फास्ट एण्ड कॉस्ट इफेक्टिव
102, प्रथम मंजिल, कृष्णा टॉवर, क्योरवेल हॉस्पिटल के सामने, जंजीरवाला चौराहा, न्यू पलासिया, इन्डौर (म.प्र.)
फोन : 0731-4977076, मो. : 97130-92737, 97130-37737, 79999-78894, 99075-27914


www.homoepathycure.in, www.aarogyahomoepathyindore.com Email : arpitchopra23@gmail.com



before treatment
Auto-immune response



Post Vaccination
Right foot drop : 1yr
Right lower limb muscle
Muscular atrophy of
P.V.D
(L5-S1)



Muscular atrophy is the decrease in size and wasting of muscle tissue. Muscles that lose their nerve supply can atrophy and simply waste away. People may lose 20 to 40 percent of their muscle and, along with it, their strength as they age.

Multifocal motor neuropathy (MMN), also called multifocal motor neuropathy with conduction block (MMNCB), is a rare, acquired, motor neuropathy characterized by progressive asymmetric weakness without sensory problems. It typically involves upper limbs more than the lower limbs. 04-Jul-2022

विशेषताएँ : कैंसर, किडनी फैलियर, अस्पताल में गंभीर रूप से भर्ती मरीजों का उपचार, कोमा, ऑटो इम्यून रोग, शल्य चिकित्सा योग्य रोग, एप्लास्टिक एनिमिया, मस्कलर डिस्ट्रॉफी, इंटरस्टीशियल लंग डिजीज (ILD), स्केलेरोडर्मा, फाइब्रोमायलज्मा, र्यूमेटाइड ऑर्थराइटिस, एन्केलोसिंग स्पोन्डिलाइटिस, मल्टीपल स्केलेरोसिस, पार्किंसन, एवेस्कुलर नेकरोसिस, साइनुसाइटिस, मिर्गी, हायपोथायराइडिज्म, एलर्जी, बालों का झड़ना, एजीमा, सोरायसीस, व्यसन मुक्ति, चर्म रोग, एसीडीटी, मोटापा, ल्यूकोडर्मा, माइग्रेन, गुमरोग, पथरी, साइनुसाइटिस, एनिमिया, लकवा, पाईल्स, गठिया, अस्थमा एवं श्वसन संबंधी रोग, होम्योपैथिक प्रतिरोधक एवं होम्योपैथी टिटनेस, नपूसकता, मुहांसे, वंशानुगत रोग, साइटिका, डिप्रेशन मानसिक रोग, हृदय रोग, मासिक रोग, ब्लड प्रेशर, डायबिटीज एवं गुर्दा संबंधी रोग, टोन्सिलाइटिस पुराने असाध्य रोग एवं जीवनभर चलने वाली बिमारियों की रोकथाम इत्यादि का त्वरित चिकित्सा।

Patient Name : MR. SAJAN MOON
 Age/Gender : 24 Yrs / Male
 Sample ID : 133370 - Serum
 Ref. Dr. : Dr. DR. H. LAL (MBBS, MD)
 Center : RPLN034
 Registrations Date : 29/04/2023 03:30 PM
 Collection Date : 29/04/2023 03:31 PM
 Report Date : 29/04/2023 04:24 PM
 Ref. Customer : SARATH CLINICAL LAB (WARI)

Test Description	Result	Unit	Biological Reference Ranges
Creatinine Kinase (IFCC)	635.32	U/L	38 - 174

****End of the report****

Before Treatment

Patient Name : MR. SAJAN MOON
 Age/Gender : 24 Yrs / Male
 Sample ID : 133370 - Serum
 Ref. Dr. : Dr. DR. H. LAL (MBBS, MD)
 Center : RPLN034
 Registrations Date : 29/04/2023 03:30 PM
 Collection Date : 29/04/2023 03:31 PM
 Report Date : 29/04/2023 04:24 PM
 Ref. Customer : SARATH CLINICAL LAB (WARI)

Test Description	Result	Unit	Biological Reference Ranges
Creatinine Kinase (IFCC)	38.32	U/L	38 - 174

****End of the report****

After Dr Arpit Chopra Jain Modern Homeopathy

LifeCell

Patient Name : MR. SAJAN MOON
 Age/Gender : 24 Yrs / Male
 Sample ID : 133370 - Serum
 Ref. Dr. : Dr. DR. H. LAL (MBBS, MD)
 Center : RPLN034
 Registrations Date : 29/04/2023 03:30 PM
 Collection Date : 29/04/2023 03:31 PM
 Report Date : 29/04/2023 04:24 PM
 Ref. Customer : SARATH CLINICAL LAB (WARI)

Test Description	Result	Unit	Biological Reference Ranges
Creatinine Kinase (IFCC)	635.32	U/L	38 - 174

****End of the report****



Muscular dystrophy

After Dr Arpit Chopra Jain Modern Homeopathy

Patient Name : MR. SAJAN MOON
 Age/Gender : 24 Yrs / Male
 Sample ID : 133370 - Serum
 Ref. Dr. : Dr. DR. H. LAL (MBBS, MD)
 Center : RPLN034
 Registrations Date : 29/04/2023 03:30 PM
 Collection Date : 29/04/2023 03:31 PM
 Report Date : 29/04/2023 04:24 PM
 Ref. Customer : SARATH CLINICAL LAB (WARI)

Test Description	Result	Unit	Biological Reference Ranges
Creatinine Kinase (IFCC)	38.32	U/L	38 - 174

****End of the report****

Patient Name : MR. SAJAN MOON
 Age/Gender : 24 Yrs / Male
 Sample ID : 133370 - Serum
 Ref. Dr. : Dr. DR. H. LAL (MBBS, MD)
 Center : RPLN034
 Registrations Date : 29/04/2023 03:30 PM
 Collection Date : 29/04/2023 03:31 PM
 Report Date : 29/04/2023 04:24 PM
 Ref. Customer : SARATH CLINICAL LAB (WARI)

Test Description	Result	Unit	Biological Reference Ranges
Creatinine Kinase (IFCC)	635.32	U/L	38 - 174

****End of the report****

Before Treatment

Olivhealth

Patient Name : MR. SAJAN MOON
 Age/Gender : 24 Yrs / Male
 Sample ID : 133370 - Serum
 Ref. Dr. : Dr. DR. H. LAL (MBBS, MD)
 Center : RPLN034
 Registrations Date : 29/04/2023 03:30 PM
 Collection Date : 29/04/2023 03:31 PM
 Report Date : 29/04/2023 04:24 PM
 Ref. Customer : SARATH CLINICAL LAB (WARI)

Test Description	Result	Unit	Biological Reference Ranges
Creatinine Phosphokinase - Serum	6206.70	U/L	38 - 174

****End of Report****

After Dr Arpit Chopra Jain Modern Homeopathy

SHRIRAM PATHOLOGY LABORATORY

Patient Name : MR. SAJAN MOON
 Age/Gender : 24 Yrs / Male
 Sample ID : 133370 - Serum
 Ref. Dr. : Dr. DR. H. LAL (MBBS, MD)
 Center : RPLN034
 Registrations Date : 29/04/2023 03:30 PM
 Collection Date : 29/04/2023 03:31 PM
 Report Date : 29/04/2023 04:24 PM
 Ref. Customer : SARATH CLINICAL LAB (WARI)

Test Description	Result	Unit	Biological Reference Ranges
Creatinine Phosphokinase - Serum	6206.70	U/L	38 - 174

****End of Report****

Before Treatment

Patient Name : MR. SAJAN MOON
 Age and Gender : 9 Years / Male
 Category : OPD - MULE HOSPITAL (PIMPLE NILAKH)
 Referring Doctor : SELF
 Sample Processed at : KDLKNHMHPLINE411002

Test Done	Observed Value	Units	SI
Creatinine Phosphokinase - Serum	6206.70	U/L	38 - 174

Medical Remarks : *Rechecked and confirmed. Kindly correlate clinically. Repeat test with fresh sample if indicated.
 Test performed on fully automated biochemistry analyser.

**** END OF REPORT ****

Sample Collected On : 06.07.2023 16:25
 Results Authenticated : 07.07.2023 09:31
 Sample Accepted On : 06.07.2023 19:55
 Results Reported : 07.07.2023 09:31
 Printed On : 07

After Dr Arpit Chopra Jain Modern Homeopathy

कैंसर, किडनी फेलियर, अस्पताल में गंभीर रूप से भर्ती मरिजों का उपचार, कोमा, शल्य चिकित्सा योग्य रोग, ऑटो इम्यून रोग, जीवनभर दवाई लेने वाले रोगों की रोकथाम एवं 300 प्रकार के असाध्य जटिल रोगों की चिकित्सा।



डॉ. अर्पित चौपड़ा (जैन)
एम. डी. होम्योपैथी
जटिल, असाध्य एवं
शल्य रोग विशेषज्ञ

आरोग्य सुपर स्पेशलिटी मॉडर्न होमियोपैथी

कम्पलिट, परमानेन्ट, ईजी, सेफ, फास्ट एण्ड कॉस्ट इफैक्टिव

102, प्रथम मंजिल, कृष्णा टॉवर, क्योरवेल हॉस्पिटल के सामने, जंजीरवाला चौराहा, न्यू पलासिया, इन्दौर म.प्र.

📞 99075 27914 संपर्क : 0731-4977076, 79999 78894

www.homoeopathycure.in, www.aarogyahomoeopathyindore.com Email : arpitchopra23@gmail.com

क.रा.यी.नि चिकित्सा महाविद्यालय व अस्पताल
E.S.I.C. MEDICAL COLLEGE HOSPITAL
सन्तनगर, हैदराबाद - ३८, SANATHNAGAR, HYDERABAD - 38
CLINICAL BIO CHEMISTRY REQUISITION & REPORT
SPECIAL INVESTIGATIONS

Name: Abhishek Jain Age: 34 Sex: M Date: 10/11/2023
Ins. No. 0205241994 Regn. No. _____ Ward/Op. _____

Diagnosis: _____ Signature of D. _____

S.No.	TEST	RESULT	UNIT	REF. VALUE
1	CALCIUM		mg/dl	8.6 - 10.2
2	PHOSPHORUS		mg/dl	2.5 - 4.5
3	MAGNESIUM		mg/dl	1.6 - 2.6
4	AMYLASE		U/L	25 - 140
5	LIPASE		U/L	upto 60
6	Hb A1C		%	4-6 - Non Diabetic 6-8 - Controlled Diabetic >8 - Un Controlled Diabetic
7	S.A.D.A		R/L	4 - 20
8	IRON		ug/dl	M : 59 - 158 F : 37 - 145
9	TIBC		ug/dl	224 - 428
10	TRANSFERRIN		mg/dl	200 - 380
11	TRANSFERRIN % SATURATION		%	20 - 50
12	FERRITIN		ng/ml	30 - 300
13	LDH		U/L	100 - 210
14	CPK (CKL)	<u>54650</u>	U/L	

Before Treatment

HEALTH CARE Diagnostic Centre

Patient Name: MAJEST, ART KUMAR
Age / Gender: 39 years / Male
Patient ID: 34936
Referred: SELF

Registered: 01/07/2023, 11:30 a.m.
Collected: 01/07/2023, 11:30 a.m.
Received: 01/07/2023, 11:01 a.m.
Reported: 01/07/2023, 01:19 p.m.
Sample ID: _____

Test Description	Result(s)	Unit(s)	Biological Reference Range(s)
CPK (Creatine Kinase), Serum			
Creatine Kinase (CK) - Total	54650	U/L	<190

BIOCHEMISTRY

Creatine Kinase (CK) is an enzyme which is found in many tissues of the body and in several forms. When CK is markedly increased in the blood, all forms of CK (CK-MB, CK-TB, CK-BB) are increased so that total CK may also be considered as total CK. A CK test may be ordered when muscle damage is suspected. The serum or plasma samples are separated. Measurements of creatine kinase (CK) can assist in the diagnosis and treatment of myocardial infarction and muscle trauma or exertion. Measurements of creatine kinase (CK) may also be elevated following muscle injury or strenuous exercise.

Kindly Consult Clinically

After Dr Arpit Chopra Jain Modern Homeopathy

Dr. N. Prathibha
M.D. Pathology

CHOPRA HOSPITAL & RESEARCH CENTRE

Before Treatment

After Dr Arpit Chopra Jain Modern Homeopathy

MUSCULAR DYSTROPHY

Dr. Arpit Chopra's SuperS...
213 Views • 2 weeks ago

Dr. Arpit Chopra's SuperS...
417 Views • 8 days ago

Dr. Arpit Chopra's SuperS...
No views • 11 days ago

Dr. Arpit Chopra's SuperS...
No views • 24 minutes ago

Dr. Arpit Chopra's SuperS...
No views • 11 days ago

Dr. Arpit Chopra's SuperS...
No views • 11 days ago

मॉडर्न होम्योपैथी आविष्कार से असंभव को संभव कर रहे डॉ अर्पित चौपड़ा जैन

कैंसर के सबसे खतरा इन्फेक्शन है डॉ अर्पित चौपड़ा (जैन) एक ऐसा नाम है जिसके नामों में कैंसर नाम और इन्फेक्शन नाम की भी पूरी तरह से टिक टिक गठ है, जिन्हें बने से बने विचारक और इन्फेक्शन नामों में टिक टिक कर कर आज का कैंसर इन्फेक्शन नामों की तरह खोज निकाल कर ली है, आज लोको के नाम से लोको विचारक की अनेक उपचार के लिए डॉ अर्पित ने संभव कर ली है, डॉ अर्पित का यह सुपर स्पेशलिटी मॉडर्न होम्योपैथी आविष्कार नाम है कैंसर नाम के लिए एक नाम खोज निकाल कर निकाल है।

होम्योपैथी पढ़ाने में चौपड़ा जैन का योगदान

होम्योपैथी पढ़ाने में चौपड़ा जैन का योगदान, कैंसर नाम के लिए एक नाम खोज निकाल कर निकाल है, आज लोको के नाम से लोको विचारक की अनेक उपचार के लिए डॉ अर्पित ने संभव कर ली है, डॉ अर्पित का यह सुपर स्पेशलिटी मॉडर्न होम्योपैथी आविष्कार नाम है कैंसर नाम के लिए एक नाम खोज निकाल कर निकाल है।

आजकल के लिए एक नाम खोज निकाल कर निकाल

होम्योपैथी पढ़ाने में चौपड़ा जैन का योगदान, कैंसर नाम के लिए एक नाम खोज निकाल कर निकाल है, आज लोको के नाम से लोको विचारक की अनेक उपचार के लिए डॉ अर्पित ने संभव कर ली है, डॉ अर्पित का यह सुपर स्पेशलिटी मॉडर्न होम्योपैथी आविष्कार नाम है कैंसर नाम के लिए एक नाम खोज निकाल कर निकाल है।

आजकल के लिए एक नाम खोज निकाल कर निकाल

होम्योपैथी पढ़ाने में चौपड़ा जैन का योगदान, कैंसर नाम के लिए एक नाम खोज निकाल कर निकाल है, आज लोको के नाम से लोको विचारक की अनेक उपचार के लिए डॉ अर्पित ने संभव कर ली है, डॉ अर्पित का यह सुपर स्पेशलिटी मॉडर्न होम्योपैथी आविष्कार नाम है कैंसर नाम के लिए एक नाम खोज निकाल कर निकाल है।



भर्ती मरिजों का उपचार, कोमा, शल्य चिकित्सा योग्य रोग, ऑटो इम्यून रोग, जीवनभर दवाई लेने वाले रोगों की रोकथाम एवं 300 प्रकार के असाध्य जटिल रोगों की चिकित्सा।

आरोग्य सुपर स्पेशलिटी माईन होमियोपैथी

डॉ. अर्पित चौपडा (जैन)
एम. डी. होम्योपैथी
जटिल, असाध्य एवं
शल्य रोग विशेषज्ञ

कम्पलिट, परमानेंट, ईजी, सेफ, फास्ट एण्ड कॉस्ट इफैक्टिव
102, प्रथम मंजिल, कृष्णा टॉवर, कयोखेल हॉस्पिटल के सामने, जंजीखवाला चौराहा, न्यू पलासिया, इन्दौर म.प्र.
☎ 99075 27914 संपर्क : 0731-4977076, 79999 78894

What is Undifferentiated Connective Tissue Disease (UCTD)?

- Part of a spectrum of autoimmune rheumatic diseases
- Can have symptoms similar to:

- Patients do not meet diagnostic criteria for above conditions

Maybe it's the word "undifferentiated" that makes undifferentiated connective tissue disease (UCTD) seem a little vague. But it is a real medical condition. The Hospital for Special Surgery defines



पंचम
1. कोमा,
मग्न सोप,
सिक्लर एंजली,
म सोप,
ब्रू-
सोसिल,
होटिक के
गरे, पध्यात,
डस
। योग
1. गठिया,
1. घुटनी में दर्द,
श की गठाने,
गुदे एवं
सो रोग, घुसने,
दुर्घटना एवं
रोपेरिक
हैं, सर्न रोग,
स्त्रीमा, गुलासे,
द में कमी,
असम मुक्ति,
अन्सर,
रोग, लकवा,

90% Polyarthritid : 2 yrs
Undifferentiated connective tissue disease
ANA : ++ (2020)
RO 52 kD : +ve (2020)
ESR : 22
4/6 failure ?
32 mg
A sub
Adv
300

डर्न होम्योपैथी
अपनाएं
ग को जड़ से

SODANI DIAGNOSTIC CLINIC
Before Treatment

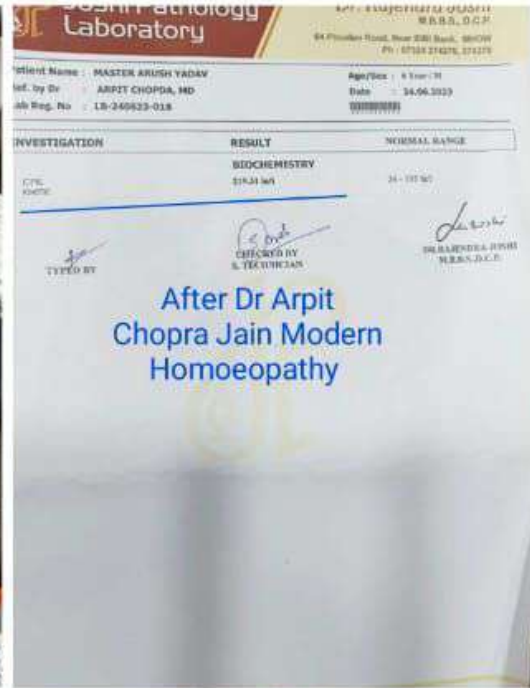
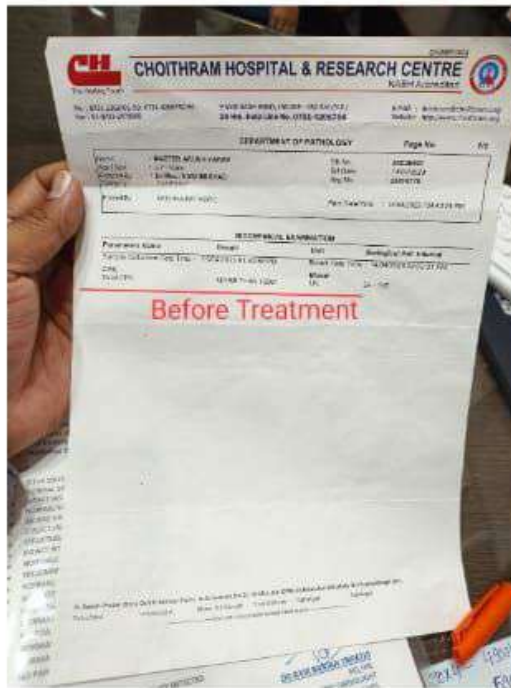
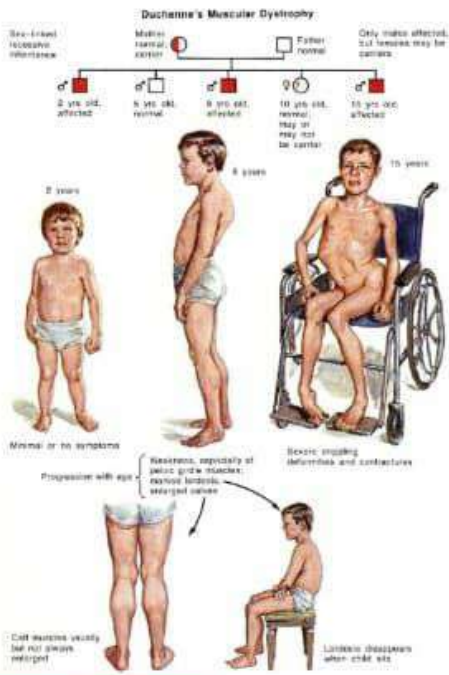
USAB TFA
Antibody
IgG
IgM
IgA
IgE
IgG
IgM
IgA
IgE
IgG
IgM
IgA
IgE

MAGAR PATHOLOGY LABORATORY
REPORT
After Dr Arpit Chopra Jain Modern Homoeopathy

SODANI DIAGNOSTIC CLINIC
Before Treatment

Test	Observed Value	Reference Range	Clinical Interpretation
ANA	Positive	1:160 Negative	Positive
ASO	Negative	<100 Negative	Negative
RF	Negative	<20 Negative	Negative
ESR	Positive (42)	0-10 Negative	Positive
CRP	Negative	<10 Negative	Negative
Uric Acid	Negative	<7.0 Negative	Negative
Anti-CCP	Negative	<10 Negative	Negative
Anti-MMP-3	Negative	<10 Negative	Negative
Anti-SPAN	Negative	<10 Negative	Negative
Anti-U1RNP	Negative	<10 Negative	Negative
Anti-Scl-70	Negative	<10 Negative	Negative
Anti-Jo-1	Negative	<10 Negative	Negative
Anti-Ro/SSA	Negative	<10 Negative	Negative
Anti-La/SSB	Negative	<10 Negative	Negative
Anti-MDA5	Negative	<10 Negative	Negative
Anti-Klebs	Negative	<10 Negative	Negative
Anti-Mi-2	Negative	<10 Negative	Negative
Anti-Mi-3	Negative	<10 Negative	Negative
Anti-Mi-4	Negative	<10 Negative	Negative
Anti-Mi-5	Negative	<10 Negative	Negative
Anti-Mi-6	Negative	<10 Negative	Negative
Anti-Mi-7	Negative	<10 Negative	Negative
Anti-Mi-8	Negative	<10 Negative	Negative
Anti-Mi-9	Negative	<10 Negative	Negative
Anti-Mi-10	Negative	<10 Negative	Negative
Anti-Mi-11	Negative	<10 Negative	Negative
Anti-Mi-12	Negative	<10 Negative	Negative
Anti-Mi-13	Negative	<10 Negative	Negative
Anti-Mi-14	Negative	<10 Negative	Negative
Anti-Mi-15	Negative	<10 Negative	Negative
Anti-Mi-16	Negative	<10 Negative	Negative
Anti-Mi-17	Negative	<10 Negative	Negative
Anti-Mi-18	Negative	<10 Negative	Negative
Anti-Mi-19	Negative	<10 Negative	Negative
Anti-Mi-20	Negative	<10 Negative	Negative
Anti-Mi-21	Negative	<10 Negative	Negative
Anti-Mi-22	Negative	<10 Negative	Negative
Anti-Mi-23	Negative	<10 Negative	Negative
Anti-Mi-24	Negative	<10 Negative	Negative
Anti-Mi-25	Negative	<10 Negative	Negative
Anti-Mi-26	Negative	<10 Negative	Negative
Anti-Mi-27	Negative	<10 Negative	Negative
Anti-Mi-28	Negative	<10 Negative	Negative
Anti-Mi-29	Negative	<10 Negative	Negative
Anti-Mi-30	Negative	<10 Negative	Negative
Anti-Mi-31	Negative	<10 Negative	Negative
Anti-Mi-32	Negative	<10 Negative	Negative
Anti-Mi-33	Negative	<10 Negative	Negative
Anti-Mi-34	Negative	<10 Negative	Negative
Anti-Mi-35	Negative	<10 Negative	Negative
Anti-Mi-36	Negative	<10 Negative	Negative
Anti-Mi-37	Negative	<10 Negative	Negative
Anti-Mi-38	Negative	<10 Negative	Negative
Anti-Mi-39	Negative	<10 Negative	Negative
Anti-Mi-40	Negative	<10 Negative	Negative
Anti-Mi-41	Negative	<10 Negative	Negative
Anti-Mi-42	Negative	<10 Negative	Negative
Anti-Mi-43	Negative	<10 Negative	Negative
Anti-Mi-44	Negative	<10 Negative	Negative
Anti-Mi-45	Negative	<10 Negative	Negative
Anti-Mi-46	Negative	<10 Negative	Negative
Anti-Mi-47	Negative	<10 Negative	Negative
Anti-Mi-48	Negative	<10 Negative	Negative
Anti-Mi-49	Negative	<10 Negative	Negative
Anti-Mi-50	Negative	<10 Negative	Negative
Anti-Mi-51	Negative	<10 Negative	Negative
Anti-Mi-52	Negative	<10 Negative	Negative
Anti-Mi-53	Negative	<10 Negative	Negative
Anti-Mi-54	Negative	<10 Negative	Negative
Anti-Mi-55	Negative	<10 Negative	Negative
Anti-Mi-56	Negative	<10 Negative	Negative
Anti-Mi-57	Negative	<10 Negative	Negative
Anti-Mi-58	Negative	<10 Negative	Negative
Anti-Mi-59	Negative	<10 Negative	Negative
Anti-Mi-60	Negative	<10 Negative	Negative
Anti-Mi-61	Negative	<10 Negative	Negative
Anti-Mi-62	Negative	<10 Negative	Negative
Anti-Mi-63	Negative	<10 Negative	Negative
Anti-Mi-64	Negative	<10 Negative	Negative
Anti-Mi-65	Negative	<10 Negative	Negative
Anti-Mi-66	Negative	<10 Negative	Negative
Anti-Mi-67	Negative	<10 Negative	Negative
Anti-Mi-68	Negative	<10 Negative	Negative
Anti-Mi-69	Negative	<10 Negative	Negative
Anti-Mi-70	Negative	<10 Negative	Negative
Anti-Mi-71	Negative	<10 Negative	Negative
Anti-Mi-72	Negative	<10 Negative	Negative
Anti-Mi-73	Negative	<10 Negative	Negative
Anti-Mi-74	Negative	<10 Negative	Negative
Anti-Mi-75	Negative	<10 Negative	Negative
Anti-Mi-76	Negative	<10 Negative	Negative
Anti-Mi-77	Negative	<10 Negative	Negative
Anti-Mi-78	Negative	<10 Negative	Negative
Anti-Mi-79	Negative	<10 Negative	Negative
Anti-Mi-80	Negative	<10 Negative	Negative
Anti-Mi-81	Negative	<10 Negative	Negative
Anti-Mi-82	Negative	<10 Negative	Negative
Anti-Mi-83	Negative	<10 Negative	Negative
Anti-Mi-84	Negative	<10 Negative	Negative
Anti-Mi-85	Negative	<10 Negative	Negative
Anti-Mi-86	Negative	<10 Negative	Negative
Anti-Mi-87	Negative	<10 Negative	Negative
Anti-Mi-88	Negative	<10 Negative	Negative
Anti-Mi-89	Negative	<10 Negative	Negative
Anti-Mi-90	Negative	<10 Negative	Negative
Anti-Mi-91	Negative	<10 Negative	Negative
Anti-Mi-92	Negative	<10 Negative	Negative
Anti-Mi-93	Negative	<10 Negative	Negative
Anti-Mi-94	Negative	<10 Negative	Negative
Anti-Mi-95	Negative	<10 Negative	Negative
Anti-Mi-96	Negative	<10 Negative	Negative
Anti-Mi-97	Negative	<10 Negative	Negative
Anti-Mi-98	Negative	<10 Negative	Negative
Anti-Mi-99	Negative	<10 Negative	Negative
Anti-Mi-100	Negative	<10 Negative	Negative

ACCURIS
After Dr Arpit Chopra Jain Modern Homoeopathy



Muscular Dystrophy Responded CPK 109...
 Dr Arpit Chopra's SuperS...
 No views • 24 minutes ago



muscular Dystrophy patient
 Dr Arpit Chopra's SuperS...
 No views • 11 days ago



dmd 2
 Dr Arpit Chopra's SuperS...
 No views • 3 weeks ago



DMD CHILD
 Dr Arpit Chopra's SuperS...
 No views • 3 weeks ago



muscular Dystrophy child
 Dr Arpit Chopra's SuperS...
 No views • 3 weeks ago



Muscular Dystrophy child
 Dr Arpit Chopra's SuperS...
 1 view • 3 weeks ago



ridden critical patient...
 Dr Arpit Chopra's SuperS...
 215 views • 3 weeks ago



Muscular Dystrophy Patient From Amrava...
 Dr Arpit Chopra's SuperS...
 417 views • 8 days ago



Muscular atrophy myopathy responded...
 Dr Arpit Chopra's SuperS...
 387 views • 21 hours ago



Muscular Dystrophy Patient From Uttar Pr...
 Dr Arpit Chopra's SuperS...
 170 views • 3 days ago



Muscular Dystrophy Patient treatment at ...
 Dr Arpit Chopra's SuperS...
 115 views • 9 days ago



Muscular Dystrophy patient shown trust &...
 Dr Arpit Chopra's SuperS...
 210 views • 2 weeks ago



Muscular Dystrophy Patient From Mahara...
 Dr Arpit Chopra's SuperS...
 639 views • 6 months ago



Muscula patient fi
 Dr Arpit Cl
 238 views



Muscula Dystropt
 Dr Arpit Cl
 251 views



Myotonic Muscular Dystrophy may now ...
 Dr Arpit Chopra's SuperS...
 521 views • 7 months ago



Muscular Dystrophy CPK 21383 reduced t...
 Dr Arpit Chopra's SuperS...
 3.9K views • 7 months ago



Muscular Dystrophy मस्कलर डिस्ट्रोफी CPK 4...
 Dr Arpit Chopra's SuperS...
 1K views • 7 months ago



Muscular Dystrophy मस्कलर डिस्ट्रोफी CPK 1...
 Dr Arpit Chopra's SuperS...
 270 views • 4 months ago



Muscular Dystrophy मस्कलर डिस्ट्रोफी CPK 1...
 Dr Arpit Chopra's SuperS...
 520 views • 3 months ago



Muscular Dystrophy मस्कलर डिस्ट्रोफी CPK 3...
 Dr Arpit Chopra's SuperS...
 402 views • 2 months ago

कैंसर, किडनी फेलियर, अस्पताल में गंभीर रूप से भर्ती मरिजों का उपचार, कोमा, शल्य चिकित्सा योग्य रोग, ऑटो इम्यून रोग, जीवनभर दवाई लेने वाले रोगो की रोकथाम एवं 300 प्रकार के असाध्य जटिल रोगों की चिकित्सा ।



आरोग्य सुपर स्पेशलिटी मॉडर्न होमियोपैथी

कम्पलिट, परमानेन्ट, ईजी, सेफ, फास्ट एण्ड कॉस्ट इफैक्टिव

102, प्रथम मंजिल, कृष्णा टॉवर, क्योरवेल हॉस्पिटल के सामने, जंजीरवाला चौराहा, न्यू पलासिया, इन्दौर म.प्र.

99075 27914 संपर्क : 0731-4977076, 79999 78894

www.homoeopathy cure.in. www.aarogyahomoeopathyindore.com Email : arpitchopra23@gmail.com

अर्पित चौपडा (जैन)
एम. डी. होम्योपैथी
जटिल, असाध्य एवं
शल्य रोग विशेषज्ञ

कैंसर, किडनी, कोमा, सर्जरी एवं ऑटोइम्यून जैसे जटिल, लाइलाज, असाध्य एवं असंभव रोगों का स्थाई इलाज अब भारत में....

आरोग्य सुपरस्पेशलिटी मॉडर्न होम्योपैथिक क्लिनिक

आरोग्य सुपरस्पेशलिटी मॉडर्न होम्योपैथिक क्लिनिक

102, प्रथम मंजिल, कृष्णा टॉवर, क्योरवेल हॉस्पिटल के सामने, जंजीरवाला चौराहा, न्यू पलासिया, इन्दौर म.प्र.

99075 27914 संपर्क : 0731-4977076, 79999 78894

www.aarogyahomoeopathyindore.com

Arthritis Patient Cured ANA Positive to Negative in 1 month by...
Dr. Arpit Chopra Jain (MD HOMOEOPAT...)

चूटनों में दर्द का प्रारंभ ?

Knee pain चूटने में दर्द Rheumatology Orthopedic Joint Pain जोड़े में दर्द cured by

Description

Knee Pain Arthritis cured & saved Knee transplant surgery by Dr Arpit Chopra Jain Modern Homeopathy

YouTube

Left Knee Joint Pain Patient ...

Arthritis Super Speciality ...

Before Treatment

Supratech

After Dr Arpit Chopra Jain Modern Homeopathy

Tissue Disease (UCTD)?

Maybe it's the word "undifferentiated" that makes undifferentiated connective tissue disease (UCTD) seem a little vague. But it is a real medical condition. The

Recommended Arthritis joint pain & swelling - fatigue & weakness - shortness of breath - anxiety

UCTD

Subsidiary - hyperhidrosis

Signs & symptoms - dry eyes & mouth - fatigue - anxiety

Arthritis Patient Cured ANA Positive to Negative in 1 month by Dr. Arpit Chopra Jain (MD HOMOEOPAT...)

पारमानेन्ट, ईजी, सेफ, फास्ट एण्ड कॉस्ट इफैक्टिव

102, प्रथम मंजिल, कृष्णा टॉवर, क्योरवेल हॉस्पिटल के सामने, जंजीरवाला चौराहा, न्यू पलासिया, इन्दौर म.प्र.

99075 27914 संपर्क : 0731-4977076, 79999 78894

10. Polyarthritis 2nd

Undifferentiated connective tissue disease

ANA : ++ (2020)

Ro 52 kO : +ve (2020)

ESR : 22

MO. CHOPRA 27/09/20

MO. CHOPRA 27/09/20

Arthritis Patient Cured ANA Positive to Negative in 1 month by Dr. Arpit Chopra Jain (MD HOMOEOPAT...)

आरोग्य सुपर स्पेशलिटी मॉडर्न होमियोपैथी

102, प्रथम मंजिल, कृष्णा टॉवर, क्योरवेल हॉस्पिटल के सामने, जंजीरवाला चौराहा, न्यू पलासिया, इन्दौर म.प्र.

99075 27914 संपर्क : 0731-4977076, 79999 78894

www.aarogyahomoeopathyindore.com

Before Treatment

After Treatment

SOHANI DIAGNOSTIC CLINIC



Handwritten notes in blue ink: 'CPK 24025' and '(12/05/23)'.

Muscular dystrophy

Also called MD

A group of genetic diseases that cause progressive weakness and loss of muscle mass. In muscular dystrophies, abnormal genes (mutations) lead to muscle degeneration. Most forms begin in childhood.

Handwritten notes in blue ink: 'CPK 24025' and '(12/05/23)'.

Handwritten notes in blue ink: 'CPK 24025' and '(12/05/23)'.

Advertisement for Dr. Arpit Chopra's clinic, featuring a photo of the doctor and text in Hindi: 'केसर, विक्रम केशव, अरुणा ने पहली बार ही नती बरिनी का उपचार, कोषा, हाव विविता योग्य रोग, अटो इन्फ्लू रेण, जीवनर दवाई लेने वाले रोगों की रोकथाम एवं 300 प्रकार के असाध्य नज्द रोगों की चिकित्सा।' Includes contact information for 'आरोग्य सुपर स्पेशलिटी माडर्न होमियोपैथी'.

Medical form titled 'After Dr Arpit Chopra Jain Modern Homeopathy' with various fields and a QR code.

Medical form titled 'before Treatment' with various fields and a QR code.

Medical form titled 'After Dr Arpit Chopra Jain Modern Homeopathy' with various fields and a QR code.

Medical form titled 'After Dr Arpit Chopra Jain Modern Homeopathy' with various fields and a QR code.

Advertisement for Dr. Arpit Chopra's clinic, featuring a photo of the doctor and text in Hindi: 'केसर, विक्रम केशव, अरुणा ने पहली बार ही नती बरिनी का उपचार, कोषा, हाव विविता योग्य रोग, अटो इन्फ्लू रेण, जीवनर दवाई लेने वाले रोगों की रोकथाम एवं 300 प्रकार के असाध्य नज्द रोगों की चिकित्सा।' Includes contact information for 'आरोग्य सुपर स्पेशलिटी माडर्न होमियोपैथी'.

Medical form titled 'After Dr Arpit Chopra Jain Modern Homeopathy' with various fields and a QR code.

Medical report from 'Medical Laboratory Report' for 'UTKARSH'. It includes patient details (PID NO: P532K0056704, Age: 5.0 Year(s), Sex: Male), reference to 'Dr. HOPE', and a table of results. The table shows 'CPK-Creatinine Phospho Kinase' with an observed value of 24025 and a unit of U/L. The biological reference interval is 31-152. The report is dated 15/05/2023. A red arrow points to the value 24025. Below the table, it says '--- End of Report ---' and 'Before Treatment' in red.

Advertisement for Dr. Arpit Chopra's clinic, featuring a photo of the doctor and text in Hindi: 'केसर, विक्रम केशव, अरुणा ने पहली बार ही नती बरिनी का उपचार, कोषा, हाव विविता योग्य रोग, अटो इन्फ्लू रेण, जीवनर दवाई लेने वाले रोगों की रोकथाम एवं 300 प्रकार के असाध्य नज्द रोगों की चिकित्सा।' Includes contact information for 'आरोग्य सुपर स्पेशलिटी माडर्न होमियोपैथी'.

Medical form titled 'before Treatment' with various fields and a QR code.

Medical report from 'Olivhealth' for 'Mr. UTKARSH'. It includes patient details (Age/Gender: 08 Yrs/Male, Referred By: Dr. HOPE), test request ID (0242306270367), and a table of results. The table shows 'Creatine Phosphokinase (CPK)' with an observed value of 12,700.00 and a biological reference range of <270 U/L. The report is dated 27-Jun-2023. Below the table, it says '*** End Of Report ***' and 'After Dr Arpit Chopra Jain Modern Homeopathy' in blue. At the bottom, there are signatures and names of Dr. Ruchi Denkar, Dr. Amit Jainswal, and Dr. Ankita Srivastava.

A collection of social media posts (YouTube thumbnails) showing various cases of muscular dystrophy treated by Dr. Arpit Chopra. Each post includes a video duration, a title, and the number of views. Examples include 'Muscular Dystrophy Responded CPK 109...', 'muscular Dystrophy patient', 'dmd 2', 'DMD CHILD', 'muscular Dystrophy child', 'Muscular Dystrophy child', 'Muscula patient fi', 'Muscula Dystropt', 'Myotonic Muscular Dystrophy may now...', 'Muscular Dystrophy CPK 21383 reduced L...', 'Muscular Dystrophy patient shown trust &', 'Muscular Dystrophy patient From Mahara...', 'Muscular Dystrophy patient From Amra...', 'Muscular Dystrophy Patient From Uttar Pr...', 'Muscular Dystrophy Patient treatment at...', 'Muscular Dystrophy patient shown trust &', 'Muscular Dystrophy Patient From Mahara...', 'Muscular Dystrophy patient shown trust &', 'Muscular Dystrophy patient shown trust &', 'Muscular Dystrophy patient shown trust &', 'Muscular Dystrophy patient shown trust &'.

A collection of social media posts (YouTube thumbnails) showing various cases of muscular dystrophy treated by Dr. Arpit Chopra. Each post includes a video duration, a title, and the number of views. Examples include 'Muscular Dystrophy Responded CPK 109...', 'muscular Dystrophy patient', 'dmd 2', 'DMD CHILD', 'muscular Dystrophy child', 'Muscular Dystrophy child', 'Muscula patient fi', 'Muscula Dystropt', 'Myotonic Muscular Dystrophy may now...', 'Muscular Dystrophy CPK 21383 reduced L...', 'Muscular Dystrophy patient shown trust &', 'Muscular Dystrophy patient From Mahara...', 'Muscular Dystrophy Patient From Amra...', 'Muscular Dystrophy Patient From Uttar Pr...', 'Muscular Dystrophy Patient treatment at...', 'Muscular Dystrophy patient shown trust &', 'Muscular Dystrophy Patient From Mahara...', 'Muscular Dystrophy patient shown trust &', 'Muscular Dystrophy patient shown trust &', 'Muscular Dystrophy patient shown trust &', 'Muscular Dystrophy patient shown trust &'.

आरोग्य सुपर स्पेशलिटी मॉडर्न होम्योपैथिक क्लिनिक

Multiple Disease Prediction



**DR. ARPIT CHOPRA JAIN (MD
HOMOEOPATHY & CRITICAL &
SURGICAL DISEASE SPECIALIST)**

SUBSCRIBE

AMPATH GURGAON
AmPath Lab First Floor Plot No 68, Sarhau,
Sector 18 Gurgaon Haryana-122001



LABORATORY REPORT

PATIENT INFORMATION	REFERRED BY	SPECIMEN INFORMATION	Serum
MS. CHANDRAKANTA JARWAL AGE: 47Y 0M 0D GENDER: Female PRIORITY: Routine OP / IP / DD #	PATH 24 LAB PATH 24 LABS LAB ID# : AND0029123	SAMPLE TYPE LAB ORDER NO COLLECTED ON RECEIVED ON REPORT STATUS APPROVED ON	YIND2604279 18Nov2023 16:21 20Nov2023 11:06 Final Report 20Nov2023 16:06



SEROLOGY AND IMMUNOLOGY

Test Name (Methodology)	Result	Flag	Units	Biological Reference Interval
-------------------------	--------	------	-------	-------------------------------

Anti Nuclear Antibody (ANA) - IFA - Pattern identification on Hep-2 cells without thiaz
Anti Nuclear Antibody (ANA) **Positive** Negative

Pattern of fluorescence: **Fine Speckled**
PATTERN ACCORDING TO ICAP CLASSIFICATION: **AC-4**

Before treatment

Interpretation:

ANALYTICAL INFERENCE DRAWN FROM FLUORESCENCE ON HEp-2 CELLS
ADVISE/COMMENT: Clinically clinically.
Interpretation:
ANA reactivity: **Negative** (No antibodies against cell nuclei detectable in the given sample).
No Fluorescence at 1:80
Fluorescence at 1:320
The titer is derived from inverse ratio of dilution factor for which specific fluorescence is identified. Immunofluorescence pattern detection of Anti-nuclear antibodies in human serum for the diagnosis of various autoimmune disorders is facilitated through the use of artificially cultured HEp-2 cells as micro-chips on slides. Various cytokeratin cytoplasmic proteins of fluorescence (located on nucleolus) with dilute patient serum give an idea of the prevalence of relevant auto-antibodies in that patient, which can thereafter be semi-quantified by testing serial dilutions of the serum. The end-point titer is considered to be the highest dilution to still give a positive result. The significance of low titers to some extent on the age of the patient, as auto-antibodies are more frequent in the elderly. Tests of titer are of limited prognostic for patients over 50 years of age. The antibody titer may help to track disease progression and therapeutic response. ANA patterns are only indicative, and the specificity of the auto-antibody must always be confirmed by other techniques such as immunoblotting, ELISA etc.

Location	Pattern	Target Antigen	Clinical Associations
Nucleus	Homogeneous	Double strand DNA Histone Nucleosome: RNA, Single Strand DNA	SLE Drug Induced Lupus, SLE RA Sjogren's Syndrome, RA, DM, SS
	Speckled/Granular	Sm U1-snRNP SSA/Ro SCL-70 RNP Cytin/KPNA1 Mitosis/Cyclin B	SLE MCTD/SSA/Ro, Sharp lymphoma Sjogren's syndrome Sjogren's Syndrome PANDAS/LES Sjogren's Syndrome Sjogren's Syndrome
	Dense Fine Speckled (DFS)	Lens epithelium-derived growth factor (LEDGF) DNA Spondylin Spondylin Spondylin	Healthy individuals, Various inflammatory conditions like psoriasis, interstitial cystitis, Arthritis.
	Centromeres	Proteins of kinetochore	CREST syndrome, PSD limited form

SODANI DIAGNOSTIC CLINIC

(Sodani Hospitals & Diagnostics Pvt. Ltd.)

MEDICAL REPORT	
Patient Name	Mrs. CHANDRAKANTA JARWAL
Age/Sex	47 years/Female
Mobile	7607357555
Referred By	Dr. Chopra Arpit Jain (MD Homeo)
Organization	DIRECT
Sample ID	2122315504
Registered	31 Dec, 2023, 10:54 a.m.
Collected On	31 Dec, 2023, 11:11 a.m.
Approved On	31 Dec, 2023, 01:18 p.m.

Test Description	Value(s)	Unit	Reference Range
Anti Nuclear Anti Bodies (Serum)	0.12	Index	Cutoff Index < 1.0 (Non Reactive) 1.0- 1.2 (Borderline) > 1.2 (Reactive)

**After Dr Arpit
Chopra Jain Modern
Homoeopathy**

Shana Khan
Dr. Shana Nikhat Khan
MD, Pathologist

Reports relates to the sample submitted.
Note: All pathological tests have technical & biological limitations. Please correlate clinically as well as with other investigative findings. A review should be requested in case of any disparity. This report is not valid for medicolegal purposes.
This is an Electronically Authenticated Report

****END OF REPORT****

What is Myositis?

Myositis is a rare autoimmune disorder characterized by muscle inflammation and weakness.



Myositis is a rare group of diseases characterized by inflamed muscles, which can cause prolonged muscle fatigue and weakness. The group includes the autoimmune disorders juvenile myositis, dermatomyositis and polymyositis, as well as inclusion body myositis (IBM).



CHANRE DIAGNOSTIC LABORATORY-CRICR
(A Unit of Chanre Laboratory Private Limited)
#B5(414), 20th Main, West of Chord road, 1st Block,
Rajajinagar, Bangalore-560010 Ph: 080-42510699
E-mail: info@chanrelicr.com Website: www.chanrelicr.com

Name: Mr. Vinod Kumar
Ring No. M315133 Hosp. No. 86395 Age: 42 Year(s) Sex: Male
Ref. By: CHANDRASHEKARA, S Corporate: Chanre CRICR
Asapla Barcode: 392150940

Test Parameter	Result(s)	Biological Reference Interval
----------------	-----------	-------------------------------

IMMUNOLOGY REPORT

Anti Nuclear Antibody (ANA) : POSITIVE 3+
(Immunofluorescence focus) Cytoplasmic
Cologli Like Pattern

Before Treatment

Sample: Serum
Screening dilution @ 1:40 dilution
Note: ANA is actually a test that detects autoantibodies to cellular antigens/nuclear and cytoplasmic - thus encompassing the whole cellular anatomy and all cellular structures.
Interpretation: The intensity in a positive sample is graded on a 1+ to 4+ scale on screening. 3+ and 4+ findings have more clinical significance.
Clinical correlation is necessary.
Sample Received At: 10/10/2023 01:48 PM



TEST REPORT
Neuberg Anand

Visit Id: R11632922

Sample Source: Walkin
Sample Collected/Received at: Old No.20, New No. 49/10, Sriraddha S.M. Road, 12th Main 1st Block, Rajajinagar, Bangalore - 560 010.
Name: MR VINOD KUMAR
Age: 42 Year(s) Gender: M Contact No.: 9886428555 Registered: 22/12/2023 14:40
Ref. No. Referring Dr.: DR. H D JAIN Reported: 23/12/2023 18:41
Report Status: Final

IMMUNOPATHOLOGY

ANTI NUCLEAR ANTIBODY SCREEN PLUS, (IgG)
ANA by Indirect immunofluorescence on HEp-2 cells (HEp-2 IFA)
Pattern: NEGATIVE
TITRE: 1:100

Test Information:
The indirect immunofluorescence test is the gold standard for the determination of antibodies against cellular antigens. The substrate used is Hep-2/10 cells with primary liver which allows results to be confirmed and differentiated already at the ANA screening stage. ANA by indirect immunofluorescence is a screening test and needs confirmation by a specific test (i.e. Line blot assay, ELISA, CLIA, etc.).
ANA (CTO) screen test is a quantitative measurement of Antinuclear (IgG) antibodies in human serum (a plasma). The test system contains a mix of antigens including U1ANA, SSA/Ro (60 kDa, 12 kDa), SSB/La, Centromere 5, Scl-70, Jo-1, Fibroblast, DNA-Pol III, PM-Scl, PCNA, PM-2 systems, Sm proteins and native purified DNA.

MYOSITIS PROFILE

IMAGE	Result	Ref
PM-Scl 75	NEGATIVE	
Jo-1 ANTIBODY (IMMUNOBLOT)	NEGATIVE	REF
SRP	NEGATIVE	
PL - 7	NEGATIVE	
PL - 12	NEGATIVE	
E1	NEGATIVE	REF
Q1	NEGATIVE	REF
ANTIBODY TO Ro-52	NEGATIVE	REF
TIF-1 gamma	NEGATIVE	

After Dr Arpit Chopra Jain Modern Homoeopathy

After Dr Arpit Chopra Jain Modern Homoeopathy



कैंसर, किडनी फेलियर, अस्पताल में गंभीर रूप से भर्ती मरिजों का उपचार, कोमा, शल्य चिकित्सा योग्य रोग, ऑटो इम्यून रोग, जीवनभर दवाई लेने वाले रोगों की रोकथाम एवं 300 प्रकार के असाध्य जटिल रोगों की चिकित्सा।



आरोग्य सुपर स्पेशलिटी माईन होमियोपेथी
कम्पलिट, परमानेन्ट, ईजी, सेफ, फास्ट एण्ड कॉस्ट इफैक्टिव

102, प्रथम मंजिल, कृष्णा टॉवर, क्योरवेल हॉस्पिटल के सामने, जंजीरवाला चौराहा, न्यू पलासिया, इन्दौर म.प्र.
99075 27914 संपर्क : 0731-4977076, 79999 78894

Rheumatological Diseases.

Treatments



SUBURBAN DIAGNOSTICS
PROVIDE TESTING-HEALTHIER LIVING

CID : 2336418926
Name : MASTER.PRASAD HOLE
Age / Gender : 25 Years / Male
Consulting Dr. : SELF
Reg. Location : Pune, Pune U S Pathology Services



Collected : 30-Dec-2023 / 10:04
Reported : 30-Dec-2023 / 11:31

RA - QUANTITATIVE TEST

PARAMETER	RESULTS	BIOLOGICAL REF RANGE	METHOD
RA (Rheumatoid Factor-RF), Serum	Less than 10.0	< 14 IU/ml	Imm.Turbidimetry

Clinical Significance:
1) RF is an immunoglobulin present in the serum of 50-90% of adults with rheumatoid arthritis & used as an aid in the diagnosis of rheumatoid arthritis.
2) Rheumatoid factors are a heterogeneous group of autoantibodies directed against the antigenic determinants on the Fc-region of IgG molecules.

Interpretation:

- Increased in:
1) Systemic Lupus erythematosus (SLE)
2) Polyomyelitis
3) Tuberculosis, syphilis, viral hepatitis, infectious mononucleosis, and influenza

Reflex Tests:

- 1) Anti-CCP
2) Radiological Investigation (X-Ray)

After Dr Arpit
Chopra Jain Modern
Homoeopathy

SUBURBAN DIAGNOSTICS
PROVIDE TESTING-HEALTHIER LIVING

CID : 2336418926
Name : MASTER.PRASAD HOLE
Age / Gender : 25 Years / Male
Consulting Dr. : SELF
Reg. Location : Pune, Pune U S Pathology Services



Collected : 30-Dec-2023 / 10:04
Reported : 30-Dec-2023 / 11:31

CRP-QUANTITATIVE TEST

PARAMETER	RESULTS	BIOLOGICAL REF RANGE	METHOD
CRP-QUANTITATIVE, Serum	Less than 1	1-5 mg/l	Imm.Turbidimetry

Interpretation:
CRP elevations are nonspecific and may be useful for the detection of systemic inflammatory processes (i.e.:

- To assess treatment of bacterial infections with antibiotics
- To differentiate between active and inactive forms of disease with concurrent infection
- Postoperative monitoring, to determine the presence of postoperative complications at an early stage, such as infected wounds, thrombosis, and pneumonia.

Clinical Significance:

- C-reactive protein (CRP) is an acute phase reactant, a protein made by the liver and released into the blood within a few hours after tissue injury, the start of an infection, or other cause of inflammation.
- The test measures the amount of CRP in the blood and can be valuable in detecting inflammation due to acute conditions or in monitoring disease activity in chronic conditions.
- In normal healthy individuals CRP is a trace protein, after onset of an acute phase response the serum CRP concentration rises rapidly and extensively. Elevations are detectable within 6 to 8 hours and the peak value is reached within 24 to 48 hours.
- Levels of up to thousand fold the normal value are associated with severe stimuli such as myocardial infarction, major trauma, surgery, or malignant neoplasms.
- CRP has a half-life of only a few hours, making it an ideal tool for clinical monitoring. Postoperative monitoring of CRP levels of patients indicates either the normal recovery process (decreasing levels to normal) or unexpected complications (persisting high levels).
- Persistence of a high serum CRP concentration is usually a grave prognostic sign which generally indicates the presence of an uncontrolled infection.
- CRP elevations are useful for the clinical determination of Rheumatoid Factor (RF) due to the recent research.

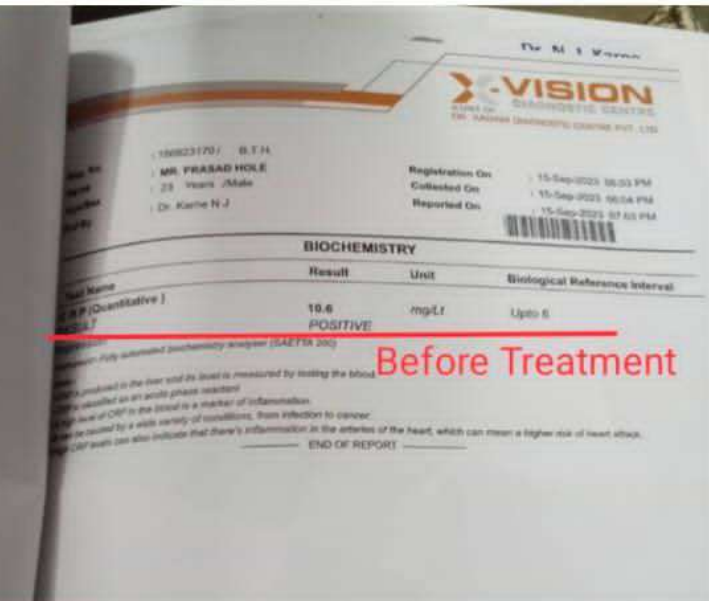


Rheumatoid Arthritis

You might be aware of joint pain, but it's important to be aware of the other Rheumatoid Arthritis symptoms that can help clinch a diagnosis



Before Treatment



Before Treatment



कैंसर, किडनी फेलियर, अस्पताल में गंभीर रूप से भर्ती मरिजों का उपचार, कोमा, शल्य चिकित्सा योग्य रोग, ऑटो इम्यून रोग, जीवनभर दवाई लेने वाले रोगों की रोकथाम एवं 300 प्रकार के असाध्य जटिल रोगों की चिकित्सा।



डॉ. अर्पित चौपड़ा (जैन)
एम. डी. होम्योपैथी
जटिल, असाध्य एवं
शल्य रोग विशेषज्ञ

आरोग्य सुपर स्पेशलिटी माडर्न होमियोपैथी
कम्पलिट, परमानेन्ट, ईजी, सेफ, फास्ट एण्ड कॉस्ट इफैक्टिव

102, प्रथम मंजिल, कृष्णा टॉवर, क्योरवेल हॉस्पिटल के सामने, जंजीरवाला चौराहा, न्यू पलासिया, इन्दौर म.प्र.

99075 27914 संपर्क : 0731-4977076, 79999 78894

MUSCULAR DYSTROPHY

After Dr Arpit Chopra Jain Modern Homoeopathy

Before Treatment

कैंसर * किडनी फेलियर * अस्पताल में
रुप से मर्ती मर्तियों का उपचार * को
सत्य चिकित्सा योग्य रोग * आंटे डक्ट
जीवन भर दवाई लेने वाले रोगों की रोग
एवं 300 प्रकार के असाध्य जटिल रोगों की

आरोग्य सुपर स्पेशलिटी मॉडर्न होम्योपी
कंपाजिट * परमानेंट * इंजी * सेफ * फास्ट एफ
102, प्रथम मंजिल, कृष्ण टॉवर, कंगोलेन हॉस्पिटल के सामने, इंदौर चौराहा,
फोन : 0731-4977076, 0731-97130-92737, 97130-37737, 79999-7

www.homoeopathyure.in, www.aarogyahomoeopathyindore.com En

SID No. : 34059844
Master ID : [Redacted]
Age / Sex : 7 Y / Male
Ref By : Dr. DILRAKESH
Tel No. : 9789940406
Sample : KILPAUK
Collected At : [Redacted]
UID No. : P2809697

Patient ID : 340030630
Registered Date and Time : 11/09/2023 20:00
Collected Date and Time : 11/09/2023 21:00
Reported Date and Time : 12/09/2023 00:40
Sample : METROPOLIS HEALTHCARE LTD
Processed At : (HTECH) DIAGNOSTIC CENTRE,
935, GKS Towers, PFI road,
Pune/Sambharkh,
Chennai - 600084

Before Treatment

Final Test Report

Investigation	Observed Value	Flag	Units	Biological Reference Interval
BLOOD - BIOCHEMISTRY				
CK (CPK - TOTAL) -SERUM	11348.0	H	U/L	less than 247

Method : UV - KINETIC - NAC ACTIVATED
Specimen: SERUM

Dr Samudra Bharathi
MBBS, MD Pathology.

Test marked with NABL symbol are accredited by NABL vide certificate no MC-5586

Endocrine Laboratory
and Research Centre Pvt. Ltd

TEST REPORT

Investigation: Creatinine Phospho Kinase - Total (CPK), Serum

Observed Value: [Redacted]

Biological Reference Interval: [Redacted]

After Dr Arpit Chopra Jain Modern Homoeopathy

Before Treatment

SANJIVANI
MEDICAL INVESTIGATION
TILAK NAGAR, INDIA

TEST REPORT

Investigation: Creatinine Phospho Kinase - Total (CPK), Serum

Observed Value: 2244

Biological Reference Interval: [Redacted]

After Dr Arpit Chopra Jain Modern Homoeopathy

Master ID: [Redacted]
Tel No: 800012
Age: 7 Years | Sex: Male

Reference: DR. SIKKANDER KUMAR L. VADGAONKAR
JAIN
Sample Collected At: KILPAUK PSC GROUND FLOOR, NO 1, MILLERS ROAD, KILPAUK
Processing Location: Hitech Diagnostic Centre, GKS Towers, PFI road, Pune/Sambharkh, Chennai-84

Registered On: 06/12/2023 06:55 PM
Collected On: 06/12/2023 8:50PM
Reported On: 06/12/2023 08:11 AM

Investigation	Observed Value	Unit	Biological Reference Interval
CPK-Creatinine Phospho Kinase (Serum) - KINETIC - NAC ACTIVATED	2244	U/L	Male: 7 - 12 Years : 0 - 247 Male: 13 - 17 Years : 0 - 270 Male: 18 - 99 Years : 20 - 200 Both: - 1 Days : 0-712 Both: 1 - 3 Years : 0 - 228 Both: 2 - 5 Days : 0 - 602 Both: 4 - 6 Years : 0 - 149 Both: 4 - 180 Days : 0 - 296 Both: 7 - 12 Months : 0 - 203

After Dr Arpit Chopra Jain Modern Homoeopathy

End of Report

Ankylosing spondylitis

Also called: Bechterew's disease

- Overview
- Symptoms
- Treatments

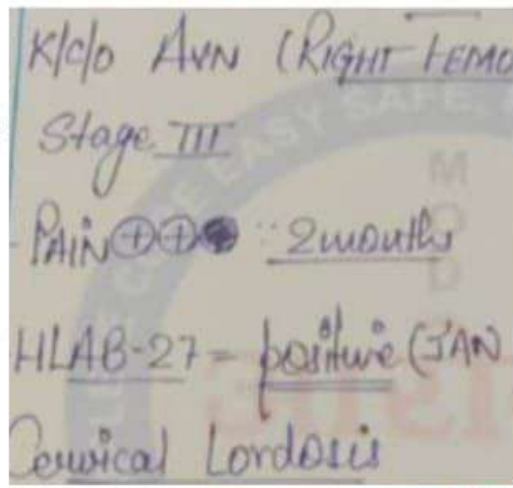
An inflammatory arthritis affecting the spine and large joints.

The condition is more common among men and usually begins in early adulthood.

Common

More than 1 million cases per year (India)

Treatable by a medical professional



What is Ankylosing spondylitis - Symptoms, Causes Treatment, and Prevention

Ankelosing Spondylitis CURED HLAB27 POSITIVE...

Facebook Aarogya modern homoeopat...
YouTube Ankelosing Spondylitis HLA...

YouTube Ankelosing Spondylitis HLAB...
Facebook Aarogya modern homoeopat...

Parameter	Result	Unit	Biological Reference Interval
HLA B27, RTPCR	Target detected		

Parameter	Result	Unit	Biological Reference Interval
HLA B27, RTPCR	Target not detected		

Ankylosing spondylitis

Also called: Bechterew's disease

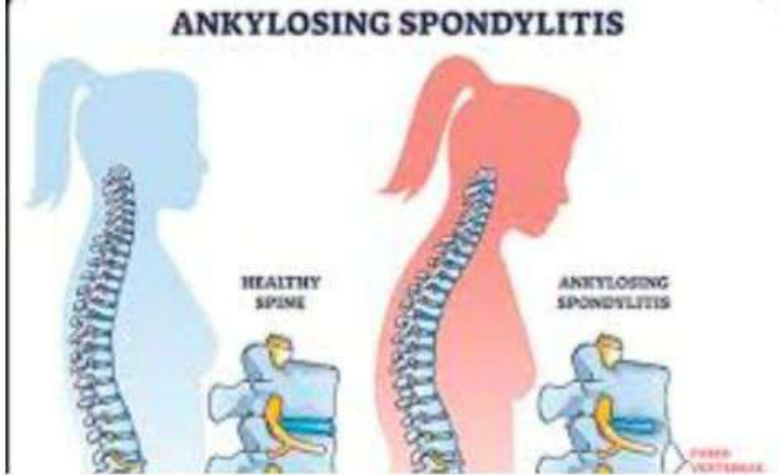
Overview

Symptoms

Treatments

An inflammatory arthritis affecting the spine and large joints.

The condition is more common among men and usually begins in early adulthood



DR. ASHAMI SHARMA
MS, M CH (Neurosurgery)
Fellowship in Endovascular Neurosurgery (Tokyo, Japan)
CONSULTANT NEUROSURGEON
REG. NO : G 12291

Date: 2/11/24

DR. YAGNESH SALIA
MS, M CH (Neurosurgery)
CONSULTANT NEUROSURGEON
REG. NO : G 19097

10002021099700
MR. ASHA RAM SARGRA / MALE
35 Y 9 M 01 JAN 1988

Diagnosis: hemic backache
HLA-B27 - Positive

Vital
P:
BP:
Presenting c/o

**Before Treatment
HLA B27 Positive**

MR. ASHA RAM SARGRA / MALE
All magnetic signal intensity found by costo-vertebral, costo-transverse joint's at D1-D2, D9-D12? vertebral, - All chronic spondylitis.

Advise
rheumatologist - spine

Follow up :

Zydus Hospitals & Healthcare Research Pvt. Ltd.
Zydus Healthcare Road, S. C. Highway, Thane, Ahmedabad - 380 054, Gujarat. T: 079 68 190 231 (toll-free) CIN: 028233025004702943197
Registered Office: 18, Asar Sakari, Ambawadi, Ahmedabad - 380 015, Gujarat. | www.zydushospitals.com

Patent Name	: Mr Asharam Sargra	Sample Collected	: Apr 22, 2024, 04:22 PM
DOB/Age/Gender	: 36 Y/Male	Report Date	: Apr 23, 2024, 04:44 PM
Patent ID / UHID	: B023337/OFB023337	Barcode No	: SAD40082
Referred By	: Self	Report Status	: Final Report
Sample Type	: Whole blood EDTA		

Test Description	Value(s)	Unit(s)	Reference Range
HLA B27 By Flowcytometry			
HLA B27 Detection		Negative	

Result	Remark
Negative	No expression of HLA-B27
Equivocal	Grey zone (within 10 channels of cutoff)
Positive	Expression of HLA-B27 detected

Interpretation:
Sample Type: Whole Blood
Method: Flowcytometry
Instrument Name / Software: BD FACs Lytic / BD FACs Suite

Comments:
1. HLA B27 is class I molecule of MHC. These are expressed on the cell surface of nucleated cells, including lymphocytes. Presence of HLA-B27 is associated with Ankylosing Spondylitis and other rheumatoid disease. Approximately 8% of the normal population carries the HLA B27 antigen.
2. HLA B27 is present in approximately 88 % of patients with Ankylosing Spondylitis, 79% of Reiter's syndrome and 42 % of juvenile rheumatoid arthritis.
3. Result may be correlated with clinical findings.

Clinical References:
1. Brewerton DA, Hart FD, Nicholls A, et al. Ankylosing Spondylitis and HLA B27. Lancet 1973; 1:904-907
2. Albert J, Muller HA. HLA B27 typing by use of flow cytometry. Clin Chem 1987; 33:1619-1623.
3. Package insert: HLA B27 test kit, Becton Dickinson (BD).

Note: All investigations have their limitations which are influenced by the limits of sensitivity and specificity of individual assay procedures. The quality of the specimen received by the lab also has an effect on test results. In-house laboratory investigations never confirm the final diagnosis of the disease. They only help in arriving at a diagnosis in conjunction with clinical presentation and other related investigations. Please correlate clinically and with results of other investigations performed.

After Dr Arpit
Chopra Jain Modern
Homoeopathy

*** End Of Report ***

Booking Center - KRHI Diagnostics (Indore), 237, Anoop Nagar Near Lig Circle Indore.
Bhoswaner P. Ch., Madhulika 1, Ghatkoti Road, 524, 52400, Warananagar, Indore, Madhya Pradesh, 462 001

What is Ankylosing spondylitis - Symptoms, Causes, Treatment, and Prevention

आरोग्य सुपर स्पेशलिटी नाईन होम्योपैथिक क्लीनिक

आरोग्य सुपर स्पेशलिटी नाईन होम्योपैथिक क्लीनिक
कम्प्लिट फर्मानेन्ट इन्जी फेस फास्ट एण्ड कोस्ट इफेक्टिव
102, प्रथम बंगला, कृष्ण टॉवर, कलेक्टर हॉस्पिटल के सामने, नर्मदाखाना बौराड, न्यू बंगला, इन्दौर (M.P.)
फोन : 0731-4977076, मो. 97130-92737, 97130-37737, 79999-78894, 99075-27914
www.homoeopathycure.in, www.aarogyahomoeopathyindore.com Email: arpitchopra23@gmail.com

आरोग्य सुपर स्पेशलिटी नाईन होम्योपैथिक क्लीनिक

कम्प्लिट फर्मानेन्ट इन्जी फेस फास्ट एण्ड कोस्ट इफेक्टिव
102, प्रथम बंगला, कृष्ण टॉवर, कलेक्टर हॉस्पिटल के सामने, नर्मदाखाना बौराड, न्यू बंगला, इन्दौर (M.P.)
फोन : 0731-4977076, मो. 97130-92737, 97130-37737, 79999-78894, 99075-27914
www.homoeopathycure.in, www.aarogyahomoeopathyindore.com Email: arpitchopra23@gmail.com

What to Know About Types of Muscular Dystrophy (MD)

Duchenne (DMD)

- The most common type
- Begins between ages 2 and 3
- Affects lower limbs first
- Impacts heart and respiratory muscles later on



Becker

- Appears between ages 5 and 15
- Has slower progression than DMD
- Affects hips and pelvic area first
- Causes muscle weakness in the heart for most



Limb-Girdle

- Over 30 forms
- Starts in either adulthood or childhood
- Creates muscle weakness and atrophy in hips and shoulders
- LGMD's progression is dependent on the age of onset



Muscular dystrophy

Also called: MD

Overview

Symptoms

Treatments

कैंसर, किडनी फेलियर, अस्पताल में गंभीर रूप से भर्ती मरिजों का उपचार, कोमा, शल्य चिकित्सा योग्य रोग, ऑटो इम्यून रोग, जीवनभर दवाई लेने वाले रोगों की रोकथाम एवं 300 प्रकार के असाध्य जटिल रोगों की चिकित्सा।

आरोग्य सुपर स्पेशलिटी माईन होमियोपेथी
कम्पलिट, परमानेंट, ईजी, सेफ, फास्ट एण्ड कॉस्ट इफैक्टिव

102, प्रथम मंजिल, कृष्णा टॉवर, कवोरवेल हॉस्पिटल के सामने, जंजीरवाला चौराहा, न्यू पलासिया, इन्दौर म.प्र.
99075 279 14 संपर्क : 0731-4977076, 79999 78894
www.homeopathycure.in. www.aarogyaahomeopathyindore.com Email : arpit Chopra23@gmail.com

DRS. TRIBEDI & ROY
DIAGNOSTIC LABORATORY
93, Park Street, Kolkata-700 016
Phones : 033 40675290 / 48012512 / 48012515
Email : tms@tribediandroy.com
NABL ACCREDITED (ISO 15189 : 2013)

Collection Centres :
• 49A, Diamond Harbour Rd, Kolkata - 27 (8 AM - 4 PM) ☎ 24495513
• 17, Sarat Chatterjee Ave, Kolkata - 29 (8 AM - 5 PM) ☎ 7596594245
• 6, Dover Lane, Kolkata - 700 029 (8 AM - 5 PM) ☎ 8964955490
• 11A, East Topica Rd., Kolkata - 700 049 (8 AM - 4 PM) ☎ 49054608

Dr. Subhendu Roy M.B.B.S. (Col) M.D. (Path) Certificate No. MC-2702

Patient's Name : MAST. DIPTANU JANA
Age : 5 YRS
Referred By : Dr.

TEST REPORT
Date of Receipt : 27-Dec-2022 10:38:00
Date of Report : 27-Dec-2022
Lab No : JWRS67

SERUM CREATINE KINASE (CK) *21969 units/L
(Reference Range :-
Males : < 190 units/L
Females : < 167 units/L)

(*Checked twice)

Before Treatment

DRS. TRIBEDI & ROY
DIAGNOSTIC LABORATORY
93, Park Street, Kolkata-700 016
Phones : 033 40675290 / 48012512 / 48012515
Email : tms@tribediandroy.com
NABL ACCREDITED (ISO 15189 : 2013)

Collection Centres :
• 49A, Diamond Harbour Rd, Kolkata - 27 (8 AM - 4 PM) ☎ 24495513
• 17, Sarat Chatterjee Ave, Kolkata - 29 (8 AM - 5 PM) ☎ 7596594245
• 6, Dover Lane, Kolkata - 700 029 (8 AM - 5 PM) ☎ 8964955490
• 11A, East Topica Rd., Kolkata - 700 049 (8 AM - 4 PM) ☎ 49054608

Dr. Subhendu Roy M.B.B.S. (Col) M.D. (Path) Certificate No. MC-2702

Patient's Name : MASTER DIPTANU JANA
Age : 6 YRS 6 MONTHS
Referred By : Dr. S.MAITY

TEST REPORT
Date of Receipt : 05-Feb-2024 08:45:00
Date of Report : 05-Feb-2024
Lab No : KMG656

SERUM CREATINE KINASE (CK) * 6605 units/L
(Method : NAC.UV IPCC)
(Reference Range :-
Males : < 190 units/L
Females : < 167 units/L)

SERUM CREATINE KINASE MB (CK-MB) MASS * 185.0 ng/mL
(Method : ECLIA)
(Reference range :-
Male : <10.6 ng/mL
Females : <5.34 ng/mL)

Note : Elevated CK-MB is not specific for MI (myocardial infarction) and may be detected in other disease states. Elevated CK-MB values should be interpreted in conjunction with clinical presentation and medical history.

(*Checked twice)

After Dr Arpit Chopra Jain Modern Homoeopathy

What Is Ankylosing spondylitis – Symptoms, Causes Treatment, and Prevention



संभव रोगी
ANKYLOSING SPONDYLITIS
आरोग्य सुपर स्पेशलिटी माईन

डॉ. अरपि चौधरी जैन

आरोग्य सुपर स्पेशलिटी माईन

आरोग्य सुपर स्पेशलिटी माईन

कैंसर, किडनी, कोमा, मजरी एवं आरोग्य सुपर स्पेशलिटी माईन

डॉ. अरपि चौधरी जैन

आरोग्य सुपर स्पेशलिटी माईन

भर्ता मरिजा का उपचार, कोमा, शल्य चिकित्सा थायराय रोग, ऑटो इम्यून रोग, जीवनभर दवाई लेने वाले रोगों की रोकथाम एवं 300 प्रकार के असाध्य जटिल रोगों की चिकित्सा।

आरोग्य सुपर स्पेशलिटी माईन होमियोपैथी

कम्पलिट, परमानेन्ट, ईजी, सेफ, फास्ट एण्ड कॉस्ट इफैक्टिव

102, प्रथम मंजिल, कृष्णा टॉवर, क्योरवेल हॉस्पिटल के सामने, जंजीरवाला चौराहा, न्यू पलाशिया, इन्दौर म.प्र.

99075 27914 संपर्क : 0731-4977076, 799999 788994

www.homoeopathycure.in, www.aarogyahomoeopathyindore.com Email : arpit@chopra23@gmail.com

आरोग्य सुपर स्पेशलिटी माईन

आरोग्य सुपर स्पेशलिटी माईन

SHREE PATH LABS

After Dr Arpit Chopra Jain Modern Homoeopathy

After Dr Arpit Chopra Jain Modern Homoeopathy

What is Ankylosing spondylitis – Symptoms, Causes Treatment, and Prevention

ANKYLOSING SPONDYLITIS

कैंसर, किडनी, कोमा, मजरी एवं आरोग्य सुपर स्पेशलिटी माईन

डॉ. अरपि चौधरी जैन

आरोग्य सुपर स्पेशलिटी माईन

आरोग्य सुपर स्पेशलिटी माईन

आरोग्य सुपर स्पेशलिटी माईन

SHREE PATH LABS

HLA B 27 Test

HLA B 27 positive to negative

आरोग्य सुपर स्पेशलिटी माईन

आरोग्य सुपर स्पेशलिटी माईन

LABORATORY REPORT

Redcliffe Labs

Patient Name : Mr Tejpal

DOB/Age/Gender : 51 Y/Male

Patient ID / UHID : 7533516/RCL6681968

Referred By : Dr.

Sample Type : Whole Blood EDTA

Barcode No : MD068093

Bill Date : Mar 11, 2024, 05:42 PM

Sample Collected : Mar 12, 2024, 08:55 AM

Sample Received : Mar 13, 2024, 06:31 AM

Report Date : Mar 15, 2024 03:01 PM

Report Status : Final Report

MOLECULAR DIAGNOSTICS REPORT

HLA B27 By RT-PCR

Test Principle	Real Time Polymerase Chain Reaction
Equipment	Rotor-Gene Q / Bio-Rad CFX-96
Result	DETECTED

RESULT INTERPRETATION :

Observations	Result	Comments
Amplification in both Internal Control(IC) and HLAB-27 specific Gene	Target Detected	HLAB-27 Gene Detected
Amplification in Internal Control (IC) only	Target Not Detected	HLAB-27 Gene Not Detected
No amplification in Internal Control (IC)	Inconclusive	Testing of a new specimen is recommended.

LIMITATION OF ASSAY :

1. PCR is a highly sensitive technique; common reasons for paradoxical results are contamination during specimen collection, selection of inappropriate specimen and inherent PCR inhibitors in the sample.

Sri Aurobindo Medical College & P.G. Institute

SAIMS HOSPITAL, INDORE (M.P.)

SAIMS CLINICAL & MOLECULAR LABORATORY REPORT

The most advanced Pathology Laboratory of Central India in India

MOLECULAR PATHOLOGY

UHID : 4918920

Reg. No. : OPD 19946832

Accession No. :

Ward :

Name : MR. TEJ PAL

Age/Gender : 50 Y / MALE

Consultant : Dr. -NA-

Sr. No. : 13757734

Collected : 06/04/24 13:59

Received : 06/04/24 14:18

Reported : 06/04/24 17:47

Investigation	Result	Unit	Bio. Ref. Interval
HLA B27	NOT DETECTED		

Remark :

Principal of the Test : After Dr Arpit Chopra Jain Modern Homoeopathy

Target Selection : The gene target sequence for this assay is HLA-B*27:01. Detection of the human RNase P gene is used as a housekeeping gene (HKG) for PCR. Method : Real Time PCR Test for HLA-B27

Ankylosing spondylitis

Also called Bechterew's disease

Overview Symptoms Treatments

An inflammatory arthritis affecting the spine and large joints.

The condition is more common among men and usually begins in early adulthood.

Common

More than 1 million cases per year (India)

Treatable by a medical professional

What is Ankylosing spondylitis - Symptoms, Causes Treatment, and Prevention

आरोग्य सुपर स्पेशलिटी माईन

आरोग्य सुपर स्पेशलिटी माईन

कैंसर, किडनी फेलियर, अस्पताल में भर्ती मरिजों का उपचार, कोमा, शल्य चिकित्सा थायराय रोग, ऑटो इम्यून रोग, जीवनभर दवाई लेने वाले रोगों की रोकथाम एवं 300 प्रकार के असाध्य जटिल रोगों की चिकित्सा।

आरोग्य सुपर स्पेशलिटी माईन होमियोपैथी

कम्पलिट, परमानेन्ट, ईजी, सेफ, फास्ट एण्ड कॉस्ट इफैक्टिव

102, प्रथम मंजिल, कृष्णा टॉवर, क्योरवेल हॉस्पिटल के सामने, जंजीरवाला चौराहा, न्यू पलाशिया, इन्दौर म.प्र.

99075 27914 संपर्क : 0731-4977076, 799999 788994

www.homoeopathycure.in, www.aarogyahomoeopathyindore.com

What to Know About Types of Muscular Dystrophy (MD)

Duchenne (DMD)

- The most common type
- Begins between ages 2 and 3
- Affects lower limbs first
- Impacts heart and respiratory muscles later on



Becker

- Appears between ages 5 and 15
- Has slower progression than DMD
- Affects hips and pelvic area first
- Causes muscle weakness in the heart for most



Limb-Girdle

- Over 30 forms
- Starts in either adulthood or childhood
- Creates muscle weakness and atrophy in hips and shoulders
- LGMD's progression is dependent on the age of onset



Muscular dystrophy

Also called: MD

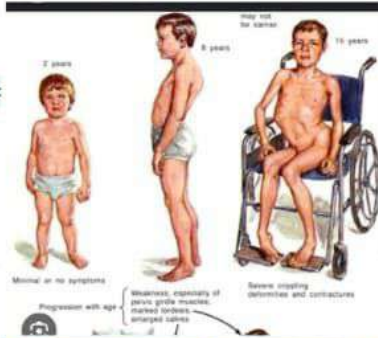
- Overview
- Symptoms
- Treatments
- Spec

A group of genetic diseases that cause progressive weakness and loss of muscle mass.

In muscular dystrophies, abnormal genes (mutations) lead to muscle degeneration. Most forms begin in childhood.

Rare

Fewer than 1 million cases per year (India)



आरोग्य सुपर स्पेशलिटी मॉडर्न होम्योपैथिक क्लिनिक

Mr. Jay Sharma (Father)
Muscular Dystrophy Patient From Raipur

DR. ARPIT CHOPRA JAIN (MD)
HOMOEOPATHY & CRITICAL & SURGICAL DISEASE SPECIALIST

Emergency No. +91 9340495872

www.homoeopathy cure.in, www.aarogyahomoeopathyindore.com, www.drarpitchoprajain.com

Muscular dystrophy

Also called: MD

- Overview
- Symptoms
- Treatments



90 MUSCULAR DYSTROPHY
CPK > 20,000 (Oct 23)

Report Lifecare diagnostics

Before Treatment

CPK Total: 2800 U/L (17/10/20)

Report Lifecare diagnostics

After Dr Arpit Chopra Jain ModernHomeopathy Indore

CPK Total: 2800 U/L (17/10/20)

Before Treatment

CPK Total: 2800 U/L (17/10/20)

SUNRISE PATHOLOGY CENTRE

TEST REPORT

After Dr Arpit Chopra Jain Modern Homeopathy

10 - MUSCULAR DYSTROPHY = 5yr
CPK Total - 830 U/L (17/10/20)
RHEUMATOID ARTHRITIS = 5yr

आरोग्य सुपर स्पेशलिटी मॉडर्न होम्योपैथिक क्लिनिक

कैंसर, किडनी फेलियर, अस्पताल में गंभीर रूप से भर्ती मरिजों का उपचार, कोमा, शल्य चिकित्सा योग्य रोग, ऑटो इम्यून रोग, जीवनभर दवाई लेने वाले रोगों की रोकथाम एवं 300 प्रकार के असाध्य जटिल रोगों की चिकित्सा।

99075 27914 संपर्क : 0731-4977076, 79999 78994
www.homoeopathy cure.in, www.aarogyahomoeopathyindore.com Email : arpitchopra23@gmail.com

Muscular dystrophy

Also called: MD

- Overview
- Symptoms
- Treatments
- Spec

A group of genetic diseases that cause progressive weakness and loss of muscle mass.



LABORATORY REPORT Redcliffe labs

CPK Total: 2800 U/L (17/10/20)

Arihant Mandal
A Charitable Medical Unit (ISO 9001:2015 certified)

REPORT ON BIO-CHEMISTRY

After Dr Arpit Chopra Jain ModernHomeopathy Indore

कैंसर * किडनी फेलियर * अस्पताल में गंभीर रूप से भर्ती मरिजों का उपचार * कोमा * शल्य चिकित्सा योग्य रोग * ऑटो इम्यून रोग * जीवनभर दवाई लेने वाले रोगों की रोकथाम एवं 300 प्रकार के असाध्य जटिल रोगों की चिकित्सा

आरोग्य सुपर स्पेशलिटी मॉडर्न होम्योपैथिक क्लिनिक

कम्पलिट * परमानेंट * ईजी * सेफ * फास्ट एण्ड कॉस्ट इफैक्टिव

102, प्रथम मंजिल, कृष्णा टॉवर, क्वोरवेल हॉस्पिटल के सामने, जंजीतवाला चौराहा, न्यू फलासिया, इन्दौर (म.प्र.)
फोन : 0731-4977076, मो. : 97130-92737, 97130-37737, 79999-78894, 99075-27914

www.homoeopathy cure.in, www.aarogyahomoeopathyindore.com Email: arpitchopra23@gmail.com



Muscular dystrophy

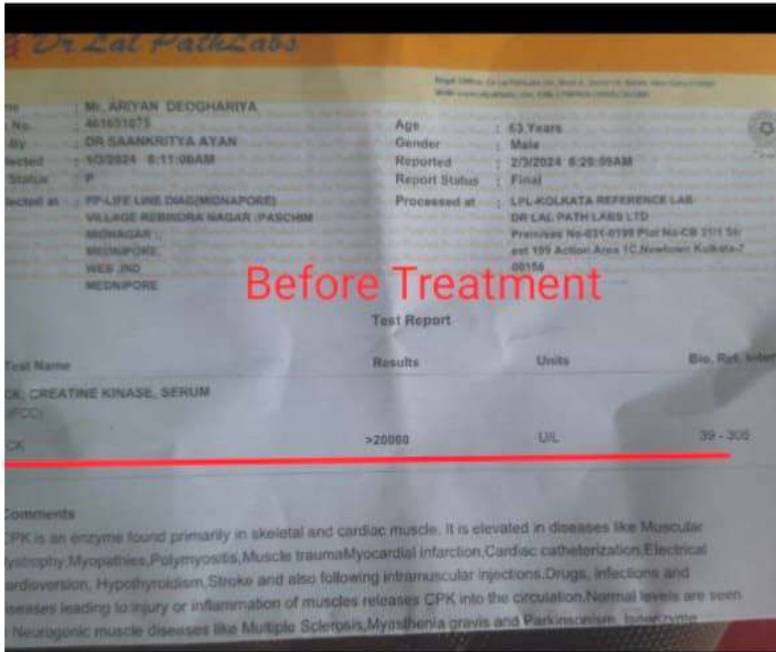
Also called: MD

Overview

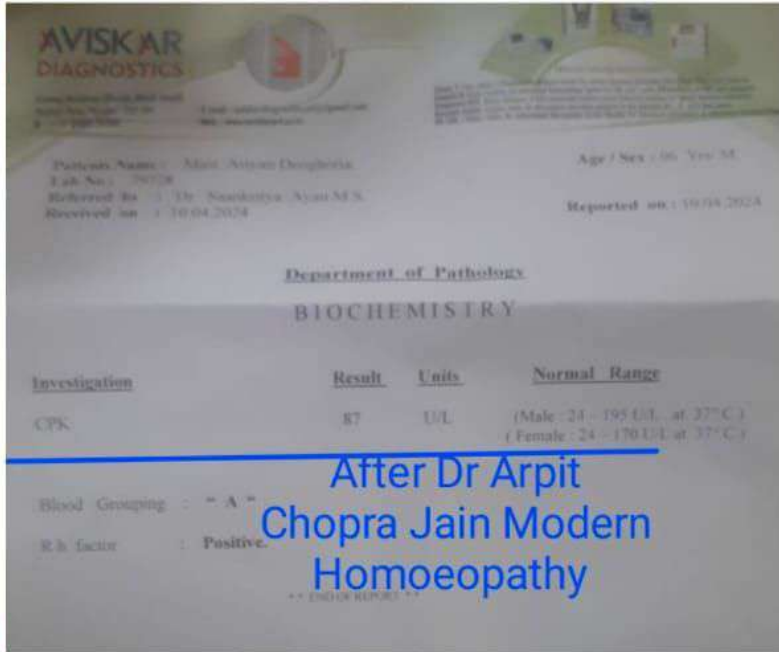
Symptoms

Treatments

A group of genetic diseases that cause progressive weakness and loss of muscle mass.



Before Treatment



After Dr Arpit Chopra Jain Modern Homoeopathy

Duchenne Muscular Dystrophy (DMD)

Often appearing before age six, common symptoms include:

- Progressive muscle weakness and atrophy.
- Calf muscle hypertrophy.
- Fatigue.

c/o MUSCULAR DYSTROPHY: Mo

- CPK: > 20,000 (2/3/24)

- Weakness ⊕



कैंसर, किडनी फेलियर, अस्पताल में गंभीर रूप से भर्ती मरिजों का उपचार, कोमा, शल्य चिकित्सा योग्य रोग, ऑटो इम्यून रोग, जीवनभर दवाई लेने वाले रोगों की रोकथाम एवं 300 प्रकार के असाध्य जटिल रोगों की चिकित्सा।



आरोग्य सुपर स्पेशलिटी मॉडर्न होमियोपेथी

कम्प्लिट, परमानेंट, ईजी, सेफ, फास्ट एण्ड कॉस्ट इफैक्टिव

102, प्रथम मंजिल, कृष्णा टॉवर, क्योरवेल हॉस्पिटल के सामने, जंजीरवाला चौराहा, न्यू पलासिया, इन्दौर म.प्र.

📞 99075 27914 संपर्क : 0731-4977076, 79999 78894

www.homoeopathycure.in, www.aarogyahomoeopathyindore.com Email : arpitchopra23@gmail.com

कैंसर, किडनी फेलियर, अस्पताल में गंभीर रूप से भर्ती मरिजों का उपचार, कोमा, शल्य चिकित्सा योग्य रोग, ऑटो इम्यून रोग, जीवनभर दवाई लेने वाले रोगों की रोकथाम एवं 300 प्रकार के असाध्य जटिल रोगों की चिकित्सा।



आरोग्य सुपर स्पेशलिटी मॉडर्न होमियोपैथी

कम्प्लिट, परमानेंट, ईजी, सेफ, फास्ट एण्ड कॉस्ट इफेक्टिव

म मंजिल, कृष्णा टॉवर, कयोरेल हॉस्पिटल के सामने, जंजीरवाला चौराहा, न्यू पलासिया, इन्दौर म.प्र.

99075 27914 संपर्क : 0731-4977076, 79999 78894

oeopathyure.in, www.aarogyahomeopathyindore.com Email : arpitchopra23@gmail.com

आरोग्य सुपर स्पेशलिटी मॉडर्न होम्योपैथिक क्लिनिक



Mr. Moh. Ashfaq
CKD Patient From Burhanpur



Lupus
Also called: SLE, systemic lupus erythematosus

An inflammatory disease caused when the immune system attacks its own tissues.

Lupus (SLE) can affect the joints, skin, kidneys, blood cells, brain, heart and lungs.

Common
More than 1 million cases per year (India)

- Treatment can help, but this condition can't be cured
- Requires a medical diagnosis
- Lab tests or imaging always required
- Chronic: can last for years or be lifelong

SLE Systemic lupus

After 1 month Dr Arpit Chopra Jain Modern Homeopath

LUPUS

Overlap syndrome, Rheumatoid Arthritis & SLE.

LUPUS NEPHRITIS

0731-4977076 +91 97130-92737 जब होम्योपैथी से इलाज संभव है तो ऑपरेशन में जल्दबाजी क्यों ?
+91 9907527914 +91 97130-37737
+91 7828318923 +91 79999-78894
Emergency No. +91 9180495877

www.hometopathyure.in, www.aarogyahomeopathyindore.com / www.besthomeopathydoctorind.com Email:- arpitcho

SLE patient Cured ANA positive to Negative By Dr Arpit Chopra Jain

SLE Systems Lup Copied ematosis ANA POSITIVE to Negative cured by Dr.Arpit Chopra Moder... Read more

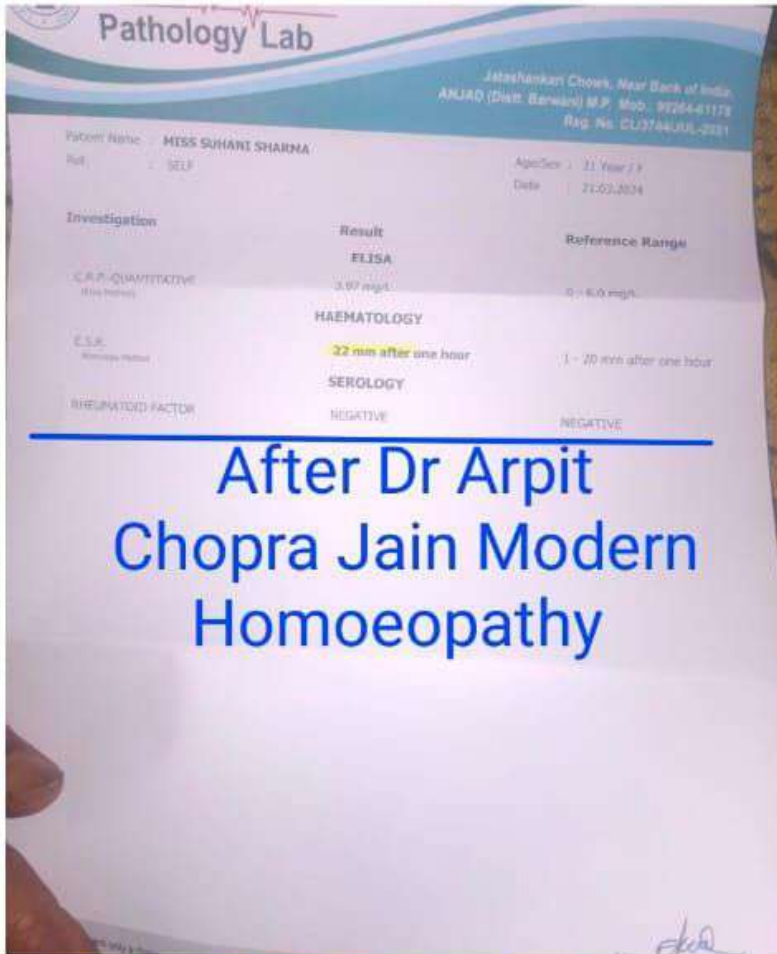
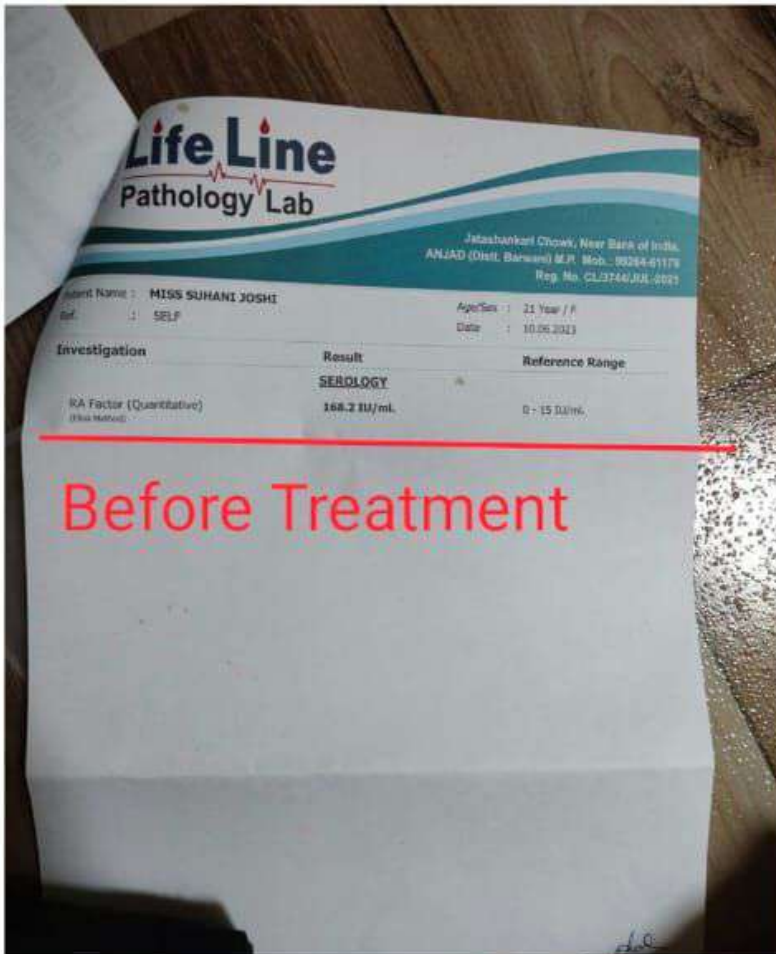
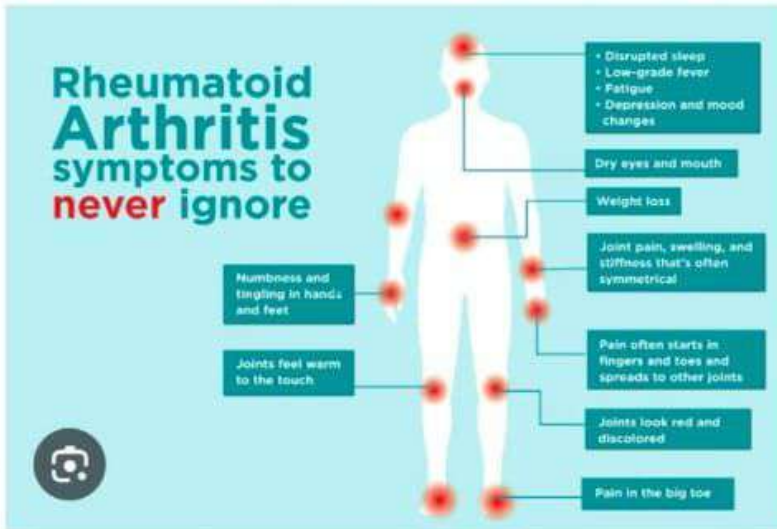
Rheumatoid arthritis

Also called: RA

A chronic inflammatory disorder affecting many joints, including those in the hands and feet.

In rheumatoid arthritis, the body's immune system attacks its own tissue, including joints. In severe cases, it attacks internal organs.

Common



* कैंसर * किडनी फेलियर * अस्पताल में गंभीर रूप से मर्ती मरिजों का उपचार * कोमा * शल्य चिकित्सा योग्य रोग * आंठो दुर्गन्ध रोग * जीवनगर दवाई लेने वाले रोगों की रोकथाम एवं 300 प्रकार के असाध्य जटिल रोगों की चिकित्सा

आरोग्य

* कम्प्यूटि * परमानेंट * ईजी * सेफ * फास्ट एण्ड कॉस्ट इफैक्टिव
 102, प्रथम मंजिल, कृष्ण टॉवर, कलेक्टर हॉस्पिटल के सामने, जंजीरवाला बाजार, न्यू यूनॉसिप, इन्दौर (म.प्र.)
 फोन : 0731-4977026, मो. 97130-92737, 97130-37737, 79999-78894, 99075-27914
www.homoeopathyucure.in, www.aarogyahomoeopathyindore.com Email: arpitchopra23@gmail.com

JR. TOWN, SARVADHARM C SECTOR, KOLAR
ROAD, PIN CODE NO :
625426HOPALMADHYA PRADH

Name : DHANAKALA 1180212
Lab No. : 245524971 Age: 49 Years Gender: Female
Collected : 25/2/2018 11:00:00AM
Reported : 25/2/2018 3:51:43PM
Ref By : SELF Report Status: Final

Test Name	Results	Units	Bio Ref. Interval
ANTI NUCLEAR ANTIBODY / FACTOR (ANA/AMF) SERUM @	12.75	Units	<20.00

Interpretation
 RESULT IN UNITS : NUMERICAL
 <20 : Negative
 20-50 : Moderate positive
 >50 : Strong positive

Before Treatment

Comments
 Antinuclear antibodies are the most sensitive screening test for autoantibodies in patients suspected of connective tissue diseases. They are a heterogeneous group of autoantibodies directed against ds-DNA, histones, SSA / Ro, SSB / La, Sm, Scl-70, Jo-1 & Centromere. ANA 's have also been detected in patients with Autoimmune Hepatitis (80%), Primary biliary cirrhosis (80%), Alcohol related liver disease (50%), Viral hepatitis B (40%). Presence of ANA has also been detected in individuals taking certain drugs like Hydralazine, Isoniazid, Chlorpromazine; family of SLE patients; healthy and elderly persons

Ritee
 Dr. Poo Nigam
 MD (Microbiology)
 Faculty (ICD Microbiology & Infection)
 SPS

Sushant
 Dr. Sushant Malik
 MD (Microbiology)
 Faculty (ICD Microbiology & Infection)
 SPS

Fibromyalgia

Also called pain syndrome

Widespread muscle pain and tenderness

Fibromyalgia is often accompanied by fatigue and altered sleep, anxiety and mood.

After Dr Arpit Chopra Jain Modern Homoeopathy

आरोग्य सुपर स्पेरालिटी माईन होमियोपैथिक क्लिनिक

Multiple Disease Prediction

DR. ARPIT CHOPRA JAIN (MD HOMOEOPATHY & CRITICAL & SURGICAL DISEASE SPECIALIST)

CHRONIC FATIGUE SYNDROME (CFS) / ME

Fibromyalgia Syndrome (FMS) is a chronic condition causing pain.

Chronic Fatigue Syndrome (CFS) is a chronic condition causing pain.

Chronic Fatigue Syndrome Fibromyalgia Patient From Bil trust & responded Dr. Arpit Ch Jain

कैंसर, किडनी फेलियर, अस्पताल में गंभीर रूप से भर्ती मरिजों का उपचार, कोमा, शल्य चिकित्सा योग्य रोग, ऑटो इम्यून रोग, जीवनभर दवाई लेने वाले रोगों की रोकथाम एवं 300 प्रकार के असाध्य जटिल रोगों की चिकित्सा।

आरोग्य सुपर स्पेरालिटी माईन होमियोपैथी

कम्पलिट, परमानेंट, ईजी, सेफ, फास्ट एण्ड कॉस्ट इफैक्टिव

102, प्रथम मंजिल, कृष्णा टॉवर, बयोरवेल हॉस्पिटल के सामने, जंजीरवाला चौराहा, न्यू पलासिया, इन्दौर म.प्र.

90676 22014 संपर्क : 0731-4977076 79099 79894

Endocrine and Allergy Laboratory

Patient ID : 010524151 Registered On : 01-May-2024
 Patient Name : MRS. DHANAKALA SHARMA Sample Collected On : 01-May-2024
 Age/Gender : 58 Years / Female Sample Reported On : 01-May-2024
 Ref. By : Shivra Clinical Lab
 Client : SHIVRA CLINICAL LAB

Test Name	Observed Values	Unit	Bio Ref. Interval
ANA (Anti nuclear Antibody)-ELISA	10.60	U/ml	Negative : < 1.0

Interpretation : ANAs may be found in patients with a variety of autoimmune disorders including systemic lupus erythematosus, Sjogrens syndrome, scleroderma, polymyositis, CREST syndrome and mixed connective tissue diseases. Many of the antibodies to nuclear antigens can be detected by an indirect immunofluorescence assay. However, the ELISA method is more convenient to use & can be easily automated, thus permitting efficient screening of large numbers of patients sample. ANA is well is coated with different antigens like dsDNA, Histones, SSA/Ro, SSB/La, Sm, Scl70, Jo-1 and centromeric antigens. Therefore it collectively detects in a single patient sample ANAs against mentioned antigens.

Comment : Please correlate with clinical condition.

Technology : ELISA

Notes : Clinical diagnosis should not be made on the findings of a single test result. Correlation with clinical history and laboratory data.

Results apply only to the tested sample. Their accuracy depends on sample quality. Results are not valid if reagents, but your doctor should interpret them.

After Dr Arpit Chopra Jain Modern Homoeopathy

Muscular dystrophy

Also called: MD

Overview

Symptoms

Treatments

A group of genetic diseases that cause progressive weakness and loss of muscle mass.

In muscular dystrophies, abnormal genes (mutations) lead to muscle degeneration. Most forms begin in childhood.



General Diagnostic
Accurate Results • Timely Delivery

Master Jay Sharma
Age/Gender: 9 Year(s) 0 Month(s) 0 Day(s) Male
OPD
Client Name: Parakh Hi Tech Pathology Mandli
02-04-2024 04:26:00
Report Release Date: 02-04-2024 10:08:31

No.	Investigation	Observed Value	Unit	Biological Reference Interval
1	Creatinine Phospho Kinase (CPK) - Total Serum, Method: Coupled enzymatic assay	5816.8	U/L	39 - 308

Remarks
Result Rechecked in dilution. Kindly correlate clinically.

Interpretation
Serum creatine kinase (CK) activity may increase in patients with acute cerebrovascular disease or neurosurgical intervention.

After Dr Arpit
Chopra Jain Modern
Homoeopathy

Before Treatment

Duchenne Muscular Dystrophy (DMD)

Often appearing before age six, common symptoms include:



मांसपेशीय दुर्बिकास

इस नाम से भी जाना जाता है: मस्कुलर डायस्ट्रोफी

खास जानकारी

लक्षण

इलाज

विशेषज्ञ

आनुवंशिक बीमारियों का समूह, जो कमज़ोरी बढ़ने और मांसपेशियों में कमी का कारण है।

पेशी अपविकास में, असामान्य जीन (म्यूटेशन) के कारण मांसपेशी का अधःपतन होता है. अधिकांशतः यह बचपन में शुरू होता है.

कैंसर, किडनी फेलियर, अस्पताल में गंभीर रूप से भर्ती मरिजों का उपचार, कोमा, शल्य चिकित्सा योग्य रोग, ऑटो इम्यून रोग, जीवनभर दवाई लेने वाले रोगों की रोकथाम एवं 300 प्रकार के असाध्य जटिल रोगों की चिकित्सा।

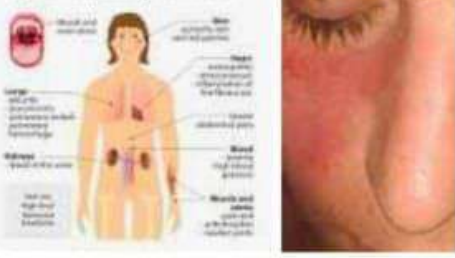
डॉ. अर्पित चौपडा (जैन)
एम. डी. होम्योपैथी
जटिल, असाध्य एवं
शल्य रोग विशेषज्ञ

आरोग्य सुपर स्पेशलिटी माईन होमियोपैथी
कम्पलिट, परमानेंट, ईजी, सेफ, फास्ट एण्ड कॉस्ट इफैक्टिव

102, प्रथम मंजिल, कृष्णा टॉवर, क्योरवेल हॉस्पिटल के सामने, जंजीरवाला चौराहा, न्यू पलासिया, इन्दौर म.प्र.
99075 27914 संपर्क : 0731-4977076, 79999 78894

COMPLETE CURE. EASY. SAFE. FAST & COST-EFFECTIVE
MODERN
आरोग्य
HOMOEOPATHY

Systemic lupus erythematosus



What is SLE? Systemic lupus erythematosus (SLE), is a common type of lupus, an autoimmune disease in which the immune system attacks its own tissues, causing widespread inflammation and tissue damage in the affected organs. It can affect the joints, skin, brain, lungs, kidneys, and blood vessels.

What are lupus symptoms?

डॉ. अरपित चौपड़ा (जैन)
 एम. बी. होम्योपैथी
 जटिल, असाध्य एवं
 शल्य रोग विशेषज्ञ

आरोग्य सुपर स्पेशलिटी मार्डन होमिओपैथी

कम्पलिट, परमानेंट, ईजी, सेफ, फास्ट एण्ड कॉस्ट इफेक्टिव

102, प्रथम मंजिल, कृष्णा टॉवर, कयोरेवेल हॉस्पिटल के सामने, जंजीरवाला चौराहा,
 99075 27914 संपर्क : 0731-4977076, 79999 78894
 www.homoepathycure.in, www.aarogyaahomeopathyvindore.com Email : aarogya@homoepathycure.in

कैंसर, किडनी फेलियर, अस्पताल में गंभीर रूप से भर्ती मरीजों का उपचार, कोमा, शल्य चिकित्सा योग्य आँदों इन्फ्यूजन रोग, जीवनभर दवाई लेने वाले रोगों की रोक 300 प्रकार के असाध्य जटिल रोगों की चिकित्सा

Apollo CAP ACCREDITED

Referred By : DR. ANSHU CHOPRA (JAIN) MD (HOMOEOP)
 Sample Coll At : DR. PRAMOD GHATE M.D.

Test	Result	Units	Biological reference Inten Clinical decision Value
RNP-Sm Antibody IgG	Negative 0.49	RU/ml	Negative < 20 Positive >= 20
SCL-70 ANTIBODY	Negative 0.30	RU/ml	Negative Below 20 Positive Above 20
Smith Antibody IgG	Negative 0.42	RU/ml	Negative < 20 Positive >= 20

Interpretation: RNP-Sm can be considered as pathognomonic for SLE, along with AAb against dsDNA, nucleosomal AAb against Sm. AAb are detected in 65 to 48% of SLE patients. Whereas the prevalence in Sjogren's Syndrome is 10% in South Indian in other ethnic groups. A g. of Antic. Chaperon or Black African background studies investigating a high proportion of anti-Catecholase, prevalences of 20% to 48% were found.

DEPARTMENT OF SEROLOGY

Test Name	Result	Unit	Ref. Range
ANA BY IMMUNOBLOT, IFA/IFA			
dsDNA	NEGATIVE		NEGATIVE
Nucleosomes	NEGATIVE		NEGATIVE
Histone	NEGATIVE		NEGATIVE
smD1	NEGATIVE		NEGATIVE
PCNA	NEGATIVE		NEGATIVE
Rib-P0	NEGATIVE		NEGATIVE
SS-A/Ro52	NEGATIVE		NEGATIVE
SS-A/Ro52	NEGATIVE		NEGATIVE
SS-B/La	POSITIVE		NEGATIVE
CENP-B	NEGATIVE		NEGATIVE
Scl-70	NEGATIVE		NEGATIVE
U1-snRNP	NEGATIVE		NEGATIVE
AMA-M2	NEGATIVE		NEGATIVE
AMA-M2	NEGATIVE		NEGATIVE
Mi-2	NEGATIVE		NEGATIVE
Ru	NEGATIVE		NEGATIVE

*** End Of Report ***

54 Years of Medical Practice

SHAH PATHLAB LLP

Web Site: www.shahpathlab.com

Lab No. : 4997

patient's Name : MOHAMMAD IRFAN ABUL NZIR

Referred By : Dr. ARPIT CHOPRA (JAIN) MD (HOMOEOP)

Sample Coll At : DR. PRAMOD GHATE M.D.

Test	Result	Units	Biological reference Inten Clinical decision Value
SSA - RO (Soluble Substance A) IgG	Negative 0.53	RU/ml	Negative < 20 Positive >= 20

Interpretation note: Sjogren's syndrome (SS) is a chronic autoimmune disease of the exocrine gland antigen, the assay is useful in evaluating patients with signs and symptoms of a test for antinuclear antibodies is positive, especially those with signs and symptoms of lupus erythematosus. Anti SSA are detected in 40-85% of SS cases, mostly occur in parallel with anti S 20-60% cases of SLE. The prevalence is 95-100% in neonatal lupus erythematosus transmitted diaplacentally to the fetus and often cause congenital AV block in the mother is anti SSA/SSB positive. Differentiation of anti SSA from Ro52 antigen is of decisive diagnostic importance not disease specific and can also be detected in myositis, systemic sclerosis, in collagenoses, primary biliary cirrhosis, autoimmune hepatitis and viral hepatitis

After Dr Arpit Chopra Jain Modern Homoeopathy

54 Years of Medical Practice

SHAH PATHLAB LLP

Web Site: www.shahpathlab.com

Lab No. : 4997

patient's Name : MOHAMMAD IRFAN ABUL NZIR

Referred By : Dr. ARPIT CHOPRA (JAIN) MD (HOMOEOP)

Sample Coll At : DR. PRAMOD GHATE M.D.

Test	Result	Units	Biological reference Inten Clinical decision Value
SSB - ANTIBODY (LA) (SOLUBLE SUBSTANCE B) IgG	Negative 0.54	RU/ml	Negative < 20 Positive >= 20

Interpretation note: Sjogren's syndrome (SS) is a chronic autoimmune disease of the exocrine gland antigen, the assay is useful in evaluating patients with signs and symptoms of a test for antinuclear antibodies is positive, especially those with signs and symptoms of lupus erythematosus. Anti SSB are detected in 40-85% of SS cases, mostly occur in parallel with anti S 5-30% cases of SLE. The prevalence is 75-90% in neonatal lupus erythematosus transmitted diaplacentally to the fetus and often cause congenital AV block in the mother is anti SSA/SSB positive.

After Dr Arpit Chopra Jain Modern Homoeopathy

DR. SACHITA SHIRSI
 M.B.B.S., M.D. (HOMOEOPATHY)
 Consultant Rheumatologist

Before Treatment

54 Years of Medical Practice

SHAH PATHLAB LLP

Web Site: www.shahpathlab.com

Lab No. : 4997

patient's Name : MOHAMMAD IRFAN ABUL NZIR

Referred By : Dr. ARPIT CHOPRA (JAIN) MD (HOMOEOP)

Sample Coll At : DR. PRAMOD GHATE M.D.

Test	Result	Units	Biological reference Inten Clinical decision Value
SSA - ANTIBODY (RO) (SOLUBLE SUBSTANCE A) IgG	Negative 0.53	RU/ml	Negative < 20 Positive >= 20

Interpretation note: Sjogren's syndrome (SS) is a chronic autoimmune disease of the exocrine gland antigen, the assay is useful in evaluating patients with signs and symptoms of a test for antinuclear antibodies is positive, especially those with signs and symptoms of lupus erythematosus. Anti SSA are detected in 40-85% of SS cases, mostly occur in parallel with anti S 20-60% cases of SLE. The prevalence is 95-100% in neonatal lupus erythematosus transmitted diaplacentally to the fetus and often cause congenital AV block in the mother is anti SSA/SSB positive.

54 Years of Medical Practice

SHAH PATHLAB LLP

Web Site: www.shahpathlab.com

Lab No. : 4997

patient's Name : MOHAMMAD IRFAN ABUL NZIR

Referred By : Dr. ARPIT CHOPRA (JAIN) MD (HOMOEOP)

Sample Coll At : DR. PRAMOD GHATE M.D.

Test	Result	Units	Biological reference Inten Clinical decision Value
SSB - ANTIBODY (LA) (SOLUBLE SUBSTANCE B) IgG	Negative 0.54	RU/ml	Negative < 20 Positive >= 20

Interpretation note: Sjogren's syndrome (SS) is a chronic autoimmune disease of the exocrine gland antigen, the assay is useful in evaluating patients with signs and symptoms of a test for antinuclear antibodies is positive, especially those with signs and symptoms of lupus erythematosus. Anti SSB are detected in 40-85% of SS cases, mostly occur in parallel with anti S 5-30% cases of SLE. The prevalence is 75-90% in neonatal lupus erythematosus transmitted diaplacentally to the fetus and often cause congenital AV block in the mother is anti SSA/SSB positive.

54 Years of Medical Practice

SHAH PATHLAB LLP

Web Site: www.shahpathlab.com

Lab No. : 4997

patient's Name : MOHAMMAD IRFAN ABUL NZIR

Referred By : Dr. ARPIT CHOPRA (JAIN) MD (HOMOEOP)

Sample Coll At : DR. PRAMOD GHATE M.D.

Test	Result	Units	Biological reference Inten Clinical decision Value
SSA - ANTIBODY (RO) (SOLUBLE SUBSTANCE A) IgG	Negative 0.53	RU/ml	Negative < 20 Positive >= 20

Interpretation note: Sjogren's syndrome (SS) is a chronic autoimmune disease of the exocrine gland antigen, the assay is useful in evaluating patients with signs and symptoms of a test for antinuclear antibodies is positive, especially those with signs and symptoms of lupus erythematosus. Anti SSA are detected in 40-85% of SS cases, mostly occur in parallel with anti S 20-60% cases of SLE. The prevalence is 95-100% in neonatal lupus erythematosus transmitted diaplacentally to the fetus and often cause congenital AV block in the mother is anti SSA/SSB positive.

Hashimoto's disease

Also called: chronic lymphocytic thyroiditis

- Overview
- Symptoms
- Treatments

When the immune system attacks the butterfly-shaped gland in the neck (thyroid).

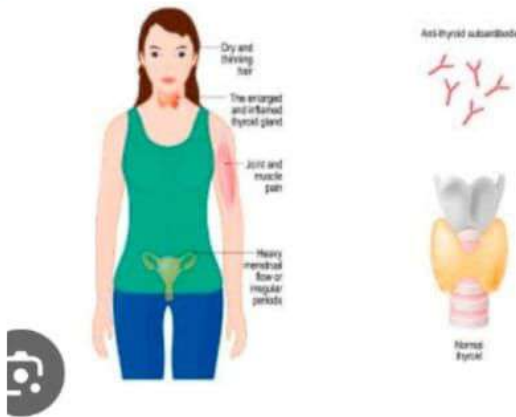
Initially, inflammation of the thyroid causes a leak resulting in excess thyroid hormones (hyperthyroidism). Over time, the inflammation prevents the thyroid from producing enough hormones (hypothyroidism).

Common

More than 1 million cases per year (India)

Treatable by a medical professional

Hashimoto's thyroiditis (autoimmune disease)



Dr. Arpit Chopra (MD, DM, DNB) is a specialist in Endocrinology and Metabolism. He is a member of the Indian Association of Endocrinologists (IAE) and the Indian Society of Endocrinology (ISE).

आरोग्य सुपर स्पेशलिटी मॉडर्न होम्योपैथिक
कम्प्लिट * परमानेंट * इन्जी * सेफ * फास्ट एण्ड कॉस्ट

102, प्रथम मंजिल, कुशा टॉवर, क्वाटल हॉस्पिटल के सामने, जंजीरवाहा चौड़ा, न्यू प्लास
फोन - 0731-4977076, मो. 97130-92737, 97130-37737, 79999-78894, 9

www.homoeopathyure.in, www.aarogyahomoeopathyindore.com Email: ar

ENDOCRINE LABORATORY & RESEARCH INSTITUTE (A Division of Endogenics Life Sciences Pvt. Ltd.)

LABORATORY REPORT Ende No.: 1232105876

Name: MR. CHIRAG MOOI, Sex/Age: Male / 39 Years, Lab Code: , Reg. Date: 17-Dec-2023 08:47 AM, Ref. By: SELF, Sample Date: 17-Dec-2023 08:47 AM, Client Name: , Approved On: 17-Dec-2023 10:18 AM

ANTI THYROID PEROXIDASE ON ADVIA CENTAUR XPT (SIEMENS)

TEST	RESULT	UNIT	BIOLOGICAL REF RANGE
ANTI-TPO	H 457.80	IU/ml	0-60

THYROID FUNCTION DONE ON ADVIA CENTAUR XPT (SIEMENS)

TEST	RESULT	UNIT	BIOLOGICAL REF RANGE
T3-Triiodothyronine	1.14	ng/ml	ago 2 years 1.17 to 2.39 (Infant) 2-12 years 1.05 to 2.07 (Children) 13-21 years 0.86 to 1.92 (Adolescent) 0.6 to 1.80 (Adult)
T4-Thyroxine	8.5	ug/dl	ago 2 years 8.06 to 12.20 (Infant) 2-12 years 5.50 to 11.10 (Children) 4.5 to 10.5 ng/dl (Adult)
TSH-Thyroid Stimulating Hormone US	H 8.37	microIU/ml	0.35 to 5.50 mIU/mL (TSH lower during Pregnancy: First Trimester: 0.34 - 3.99, Second Trimester: 0.46 - 2.96, Third Trimester: 0.43 - 2.78)

Before Treatment

ENDOCRINE LABORATORY & RESEARCH INSTITUTE (A Division of Endogenics Life Sciences Pvt. Ltd.)

LABORATORY REPORT Ende No.: 1232105876

Name: MR. CHIRAG MOOI, Sex/Age: Male / 39 Years, Lab Code: , Reg. Date: 17-Dec-2023 08:47 AM, Ref. By: SELF, Sample Date: 17-Dec-2023 08:47 AM, Client Name: , Approved On: 17-Dec-2023 10:18 AM

ANTI THYROID PEROXIDASE ON ADVIA CENTAUR XPT (SIEMENS)

TEST	RESULT	UNIT	BIOLOGICAL REF RANGE
ANTI-TPO	H 457.80	IU/ml	0-60

Before Treatment

ENDOCRINE LABORATORY & RESEARCH INSTITUTE (A Division of Endogenics Life Sciences Pvt. Ltd.)

LABORATORY REPORT Ende No.: 0324100775

Name: MR. CHIRAG MOOI, Sex/Age: Male / 39 Years, Lab Code: , Reg. Date: 03-Mar-2024 09:19 AM, Ref. By: SELF, Sample Date: 03-Mar-2024 09:19 AM, Client Name: , Approved On: 03-Mar-2024 10:37 AM

THYROID FUNCTION DONE ON ADVIA CENTAUR XPT (SIEMENS)

TEST	RESULT	UNIT	BIOLOGICAL REF RANGE
T3-Triiodothyronine	1.75	ng/ml	ago 2 years 1.17 to 2.39 (Infant) 2-12 years 1.05 to 2.07 (Children) 13-21 years 0.86 to 1.92 (Adolescent) 0.6 to 1.80 (Adult)
T4-Thyroxine	9.8	ug/dl	ago 2 years 8.06 to 12.20 (Infant) 2-12 years 5.50 to 11.10 (Children) 4.5 to 10.5 ng/dl (Adult)
TSH-Thyroid Stimulating Hormone US	L 0.11	microIU/ml	0.35 to 5.50 mIU/mL (TSH lower during Pregnancy: First Trimester: 0.34 - 3.99, Second Trimester: 0.46 - 2.96, Third Trimester: 0.43 - 2.78)

After Dr Arpit Chopra Jain Modern Homoeopathy

ENDOCRINE LABORATORY & RESEARCH INSTITUTE (A Division of Endogenics Life Sciences Pvt. Ltd.)

LABORATORY REPORT Ende No.: 0324100775

Name: MR. CHIRAG MOOI, Sex/Age: Male / 39 Years, Lab Code: , Reg. Date: 03-Mar-2024 09:19 AM, Ref. By: SELF, Sample Date: 03-Mar-2024 09:19 AM, Client Name: , Approved On: 03-Mar-2024 04:46 PM

ANTI THYROID PEROXIDASE ON ADVIA CENTAUR XPT (SIEMENS)

TEST	RESULT	UNIT	BIOLOGICAL REF RANGE
ANTI-TPO	<5.00	IU/ml	0-60

After Dr Arpit Chopra Jain Modern Homoeopathy

ANA - +ve (June 21)

H/o # Right Hip - 2019

- Hypo-thyroidism 18 years

Anti TPO: - 432.30 (14/NOV/23)

Before Treatment

ENDOCRINE LABORATORY & RESEARCH INSTITUTE (A Division of Endogenics Life Sciences Pvt. Ltd.)

LABORATORY REPORT Ende No.: 0324100775

Name: MR. CHIRAG MOOI, Sex/Age: Male / 39 Years, Lab Code: , Reg. Date: 03-Mar-2024 09:19 AM, Ref. By: SELF, Sample Date: 03-Mar-2024 09:19 AM, Client Name: , Approved On: 03-Mar-2024 04:46 PM

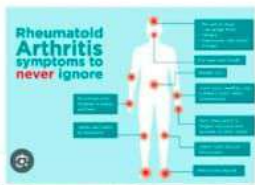
ANA SCREEN ASSAY BY CHEMILUMINESCENT IMMUNOASSAY ON LABSIO

TEST	RESULT	UNIT	BIOLOGICAL REF RANGE
ANTI NUCLEAR ANTIBODIES (ANA)	<0.50	IU/ml	0-1.5 (Negative < 0.5 IU/ml)


After Dr Arpit Chopra Jain Modern Homoeopathy

Rheumatoid arthritis

Also called RA
A chronic inflammatory disorder affecting many joints, including those in the hands and feet.
In rheumatoid arthritis, the body's immune system attacks its own tissue, including joints. In severe cases, it attacks internal organs.

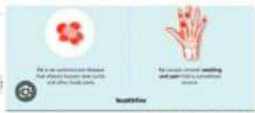


Common



Rheumatoid arthritis

Also called RA
Overview Symptoms Treatments



आरोग्य सुपर स्पेशलिटी माईन होमियोपैथी
कम्पिटि, परमानेंट, ईनी, सेच, फास्ट एच कॉन्ट इफेक्टिव
102, इण्डियन, कृष्ण टॉवर, इन्फोटेक इंडिया के समने, नवीनवासा सीडरा, न्यू पारसिया, इन्डौर म.प्र.
☎ 99075 27914 ✉ info@archoh.com

A chronic inflammatory disorder affecting many joints, including those in the hands and feet.
In rheumatoid arthritis, the body's immune system attacks its own tissue, including joints. In severe cases, it attacks internal organs.

Common



Rheumatoid Arthritis Positive RA Factor

DAYAL VEENA CHARITABLE DIAGNOSTIC & RESEARCH CENTRE, AJMER
(A VENTURE OF JEEV SEWA SAMITI, AJMER)

Name: **Mr. AJAY SINGH** Patient ID: **10242090** Reg. On: **12/04/2024**
Gender/Age: **Male 25 Yrs** Referred By: **Dr. Salf**

SEROLOGY

Investigation	Value	Status	Unit	Normal Value
RF (Rheumatoid Factor) Quantitative	47.5	H	IU/mL	0.0 - 20.0 IU/mL

Interpretation: **POSITIVE**

Before Treatment

Test analysis done by **BECKMAN COULTER AU-480 and Neph plus - 1 Instrument**. (Based on Nephelometry.)

Dr. Mukesh Punjabi M.D. (Pathologist) | Dr. Shikha Goyal M.D. (Pathologist)

केसर, किडनी फेलियर, अस्पताल में गंभीर रूप से भर्ती मरिजों का उपचार, कोमा, शल्य चिकित्सा योग्य रोग, ऑटो इम्यून रोग, जीवनभर दवाई लेने वाले रोगों को रोकथाम एवं 300 प्रकार के असाध्य जटिल रोगों की चिकित्सा।

आरोग्य सुपर स्पेशलिटी माईन होमियोपैथी
कम्पिटि, परमानेंट, ईनी, सेच, फास्ट एच कॉन्ट इफेक्टिव
102, इण्डियन, कृष्ण टॉवर, इन्फोटेक इंडिया के समने, नवीनवासा सीडरा, न्यू पारसिया, इन्डौर म.प्र.
☎ 99075 27914 ✉ info@archoh.com

Rheumatoid arthritis
Also called RA
Overview Symptoms Treatments

A chronic inflammatory disorder affecting many joints, including those in the hands and feet. In rheumatoid arthritis, the body's immune system attacks its own tissue, including joints. In severe cases, it attacks internal organs.

Before Treatment

आरोग्य सुपर स्पेशलिटी माईन होमियोपैथी
कम्पिटि, परमानेंट, ईनी, सेच, फास्ट एच कॉन्ट इफेक्टिव
102, इण्डियन, कृष्ण टॉवर, इन्फोटेक इंडिया के समने, नवीनवासा सीडरा, न्यू पारसिया, इन्डौर म.प्र.
☎ 99075 27914 ✉ info@archoh.com

Life Line Pathology Lab

Before Treatment

After Dr Arpit Chopra Jain Modern Homoeopathy

Before Treatment

After Dr Arpit Chopra Jain Modern Homoeopathy

केसर, किडनी फेलियर, अस्पताल में गंभीर रूप से भर्ती मरिजों का उपचार, कोमा, शल्य चिकित्सा योग्य रोग, ऑटो इम्यून रोग, जीवनभर दवाई लेने वाले रोगों को रोकथाम एवं 300 प्रकार के असाध्य जटिल रोगों की चिकित्सा।

आरोग्य सुपर स्पेशलिटी माईन होमियोपैथी
कम्पिटि, परमानेंट, ईनी, सेच, फास्ट एच कॉन्ट इफेक्टिव
102, इण्डियन, कृष्ण टॉवर, इन्फोटेक इंडिया के समने, नवीनवासा सीडरा, न्यू पारसिया, इन्डौर म.प्र.
☎ 99075 27914 ✉ info@archoh.com

Rheumatoid Arthritis Cured Positive RA

DAYAL VEENA CHARITABLE DIAGNOSTIC & RESEARCH CENTRE, AJMER
(A VENTURE OF JEEV SEWA SAMITI, AJMER)

Name: **Mr. AJAY SINGH** Patient ID: **10241581** Reg. On: **31/05/2024**
Gender/Age: **Male 29 Yrs** Referred By: **Dr. Salf**

SEROLOGY

Investigation	Value	Status	Unit	Normal Value
RF (Rheumatoid Factor) Quantitative	10.4		IU/mL	0.0 - 20.0 IU/mL

Interpretation: **NEGATIVE**

After Dr Arpit Chopra Jain Modern Homoeopathy

Test analysis done by **BECKMAN COULTER AU-480 and Neph plus - 1 Instrument**. (Based on Nephelometry.)

Dr. Mukesh Punjabi M.D. (Pathologist) | Dr. Shikha Goyal M.D. (Pathologist)

Before Treatment

After Dr Arpit Chopra Jain Modern Homoeopathy

Before Treatment

After Dr Arpit Chopra Jain Modern Homoeopathy

Rheumatology & Autoimmunity

Rheumatology

Before Treatment

After Dr Arpit Chopra Jain Modern Homoeopathy

Before Treatment

After Dr Arpit Chopra Jain Modern Homoeopathy

Before Treatment

After Dr Arpit Chopra Jain Modern Homoeopathy

Rheumatoid Arthritis Cured Positive RA

कैंसर, किडनी फेलियर, अस्पताल में गंभीर रूप से भर्ती मरिजों का उपचार, कोमा, शल्य चिकित्सा योग्य रोग, ऑटो इम्यून रोग, जीवनभर दवाई लेने वाले रोगों की रोकथाम एवं 300 प्रकार के असाध्य जटिल रोगों की चिकित्सा।



आरोग्य सुपर स्पेशलिटी माडर्न होमियोपेथी

कम्पलिट, परमानेन्ट, ईजी, सेफ, फास्ट एण्ड कॉस्ट इफैक्टिव

102, प्रथम मंजिल, कृष्णा टॉवर, क्योरवेल हॉस्पिटल के सामने, जंजीरवाला चौराहा, न्यू पलासिया, इन्दौर म.प्र.

📞 99075 27914 संपर्क : 0731-4977076, 79999 78894

www.homoeopathycure.in www.aarogvahomoeopathyindore.com Email : arpitchopra23@gmail.com

Muscular dystrophy

Also called: MD

Overview

Symptoms

Treatments

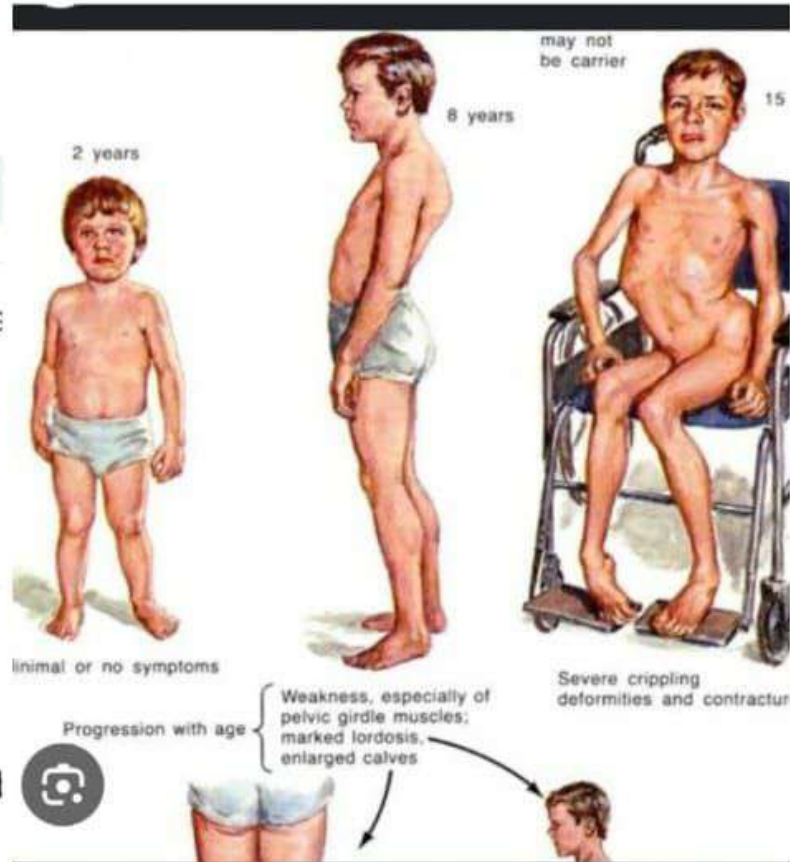
A group of genetic diseases that cause progressive weakness and loss of muscle mass.

In muscular dystrophies, abnormal genes (mutations) lead to muscle degeneration. Most forms begin in childhood.

Rare

Fewer than 1 million cases per year (India)

- 📌 Treatment can help, but this condition can't be cured
- 📅 Requires a medical diagnosis
- 🏥 Lab tests or imaging often required



What is Muscular Dystrophy (MD) ?

Visit

Handwritten notes on a piece of paper:

C/O - DMD. 4 years - on allopathic Rx (Tab Dantrolen 5mg) 28/March

- Toe walking

- Fall at walking

- delayed milestones

Before Treatment

CPK - MB - 288.18 ↑ (28/Mar/20)

Highest - 994.500 (2/04/20)

CPK - 65185 ↑ (22/04/20)



After Dr Arpit Chopra Jain Modern Homoeopathy



Fibromyalgia

Also called: pain syndrome

Overview Symptoms Treatments

Widespread muscle pain and tenderness.

Fibromyalgia is often accompanied by fatigue and altered sleep, memory and mood.

FIBROMYALGIA

After Dr Arpit Chopra Jain Modern Homoeopathy



आरोग्य सुपर स्पेशलिटी मॉडर्न होम्योपैथिक क्लिनिक


Multiple Disease Prediction

DR. ARPIT CHOPRA JAIN (MD HOMOEOPATHY & CRITICAL & SURGICAL DISEASE SPECIALIST)

SUBSCRIBE

POLYMYOSITIS

After Dr Arpit Chopra Jain Modern Homoeopathy



हेल्थ भास्कर

300 प्रकार की जटिल, असाध्य या कठिन बीमारियों का सही-सही उपचार करने वाले डॉ. अर्पित चौपड़ा जैन

Chronic Fatigue Syndrome (CFS) / ME

Chronic Fatigue Syndrome (CFS) / ME

Fibromyalgia Syndrome (FMS) is a chronic condition causing pain,

Chronic fatigue syndrome

Also called: CFS, myalgic encephalomyelitis



CHRONIC FATIGUE SYNDROME (CFS) / ME

CHRONIC FATIGUE

कैंसर, किडनी फेलियर, अस्पताल में गंभीर रूप से भर्ती मरिजों का उपचार, कोमा, शल्य चिकित्सा योग्य रोग, ऑटो इम्यून रोग, जीवनभर दवाई लेने वाले रोगों की रोकथाम एवं 300 प्रकार के असाध्य जटिल रोगों की चिकित्सा।

आरोग्य सुपर स्पेशलिटी मॉडर्न होमियोपैथी

कम्पलिट, परमानेंट, ईजी, सेफ, फास्ट एण्ड कॉस्ट इफैक्टिव

102, प्रथम मंजिल, कृष्णा टॉवर, क्योरवेल हॉस्पिटल के सामने, जंजीरवाला चौराहा, न्यू पलासिया, इन्दौर म.प्र.

99075 27914 संपर्क : 0731-4977076, 79999 78894

डॉ. अर्पित चौपड़ा (जैन)
एम. डी. होम्योपैथी
जटिल, असाध्य एवं
शल्य रोग विशेषज्ञ

COMPLETE CURE, EASY, SAFE, FAST & COST EFFECTIVE

MODERN
आरोग्य
HERN
HOMOEOPATHY

Muscular dystrophy

Also called: MD

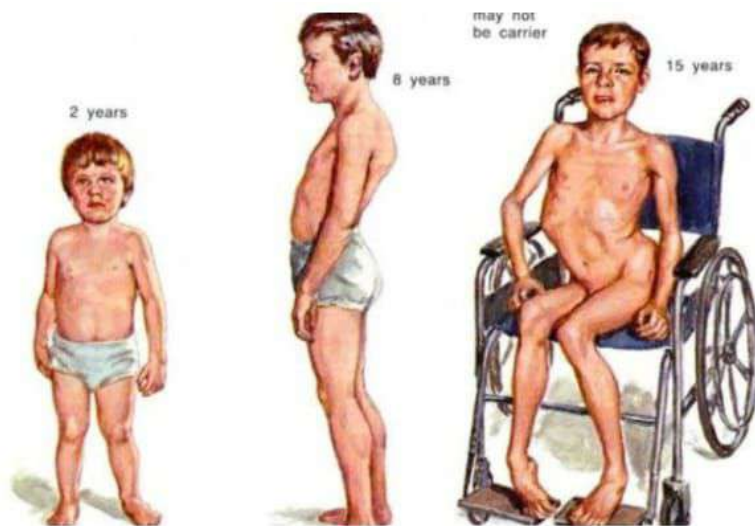
Overview

Symptoms

Treatments

A group of genetic diseases that cause progressive weakness and loss of muscle mass.

In muscular dystrophies, abnormal genes (mutations) lead to muscle degeneration. Most forms begin in childhood.



What to Know About Types of Muscular Dystrophy (MD)

Duchenne (DMD)

- The most common type
- Begins between ages 2 and 3
- Affects lower limbs first
- Impacts heart and respiratory muscles later on

Becker

- Appears between ages 5 and 15
- Has slower progression than DMD
- Affects hips and pelvic area first
- Causes muscle weakness in the heart for most

Limb-Girdle

- Over 30 forms
- Starts in either adulthood or childhood
- Creates muscle weakness and atrophy in hips and shoulders
- LGMD's progression is dependent on the age of onset



Handwritten medical notes:

10/2/2023
 % - MUSCULAR DYSTROPHY
 CPK Total - >1000 U/L (12/8/23)
 - unable to walk & sto
 - weakness of upper
 - lumbar spondylolisth
 Motor paralysis

PROCESSED AT: Thyrocare
 CAP ACCREDITED
 9 out of 10 Doctors Trust that Thyrocare Reports are Accurate & Reliable

TEST NAME	TECHNOLOGY	VALUE	UNITS
CREATININE PHOSPHOKINASE	PHOTOMETRY	> 1000	U/L

Before Treatment

Clinical significance:
 Serum Creatinine kinase (CK) levels have proven valuable in the assessment of cardiac and skeletal muscle disease, including myocardial infarction and muscular dystrophy.

Specifications:
 Precision: Intra assay %CV: 0.42%, Inter assay %CV: 0.52 % Sensitivity: 1.0 U/L

Reference:
 Tietz, N. W., Textbook of Clinical Chemistry, W. B. Saunders Co., Philadelphia, 1986, p. 679-680.

Please correlate with clinical conditions.
 Method: - DDKC

PROCESSED AT: Thyrocare
 CAP ACCREDITED
 9 out of 10 Doctors Trust that Thyrocare Reports are Accurate & Reliable

TEST NAME	TECHNOLOGY	VALUE	UNITS
CREATININE PHOSPHOKINASE (MUSCLE/BRAIN)	PHOTOMETRY	99.9	U/L

After Dr Arpit Chopra Jain Modern Homoeopathy

Clinical significance:
 Detecting the activity of creatine kinase isoenzymes in serum is one of the most valuable enzymatic indicators for clinical diagnosis of acute myocardial infarction.

Specifications:
 Precision: Intra assay (NCV): 0.93, Inter assay (NCV): 4.7, Sensitivity: 1.0 U/L

Reference:
 Wurtzburg, U, et al, Clin, Chem, 1976; 24: 157.

Please correlate with clinical conditions.
 Method: - DDKC



भर्ती मरिजों का उपचार, कोमा, शल्य चिकित्सा योग्य रोग, ऑटो इम्यून रोग, जीवनभर दवाई लेने वाले रोगों की रोकथाम एवं 300 प्रकार के असाध्य जटिल रोगों की चिकित्सा।



आरोग्य सुपर स्पेशलिटी माईन होमियोपेथी

कम्पलिट, परमानेंट, ईजी, सेफ, फास्ट एण्ड कॉस्ट इफैक्टिव

102, प्रथम मंजिल, कृष्णा टॉवर, क्योरवेल हॉस्पिटल के सामने, जंजीरवाला चौराहा, न्यू पलासिया, इन्दौर म.प्र.

99075 27914 संपर्क : 0731-4977076, 79999 78894

www.homoeopathycure.in. www.aarogyahomoeopathyindore.com Email : arpitchopra23@gmail.com

कैसर, किडनी फेलियर, अस्पताल में गंभीर रूप से भर्ती मरिजों का उपचार, कोमा, शल्य चिकित्सा योग्य रोग, ऑटो इम्यून रोग, जीवनभर दवाई लेने वाले रोगों की रोकथाम एवं 300 प्रकार के असाध्य जटिल रोगों की चिकित्सा।

आरोग्य सुपर स्पेशलिटी माईन होमियोपेथी
कम्पलिट, परमानेंट, ईजी, सेफ, फास्ट एण्ड कॉस्ट इफेक्टिव
102, प्रथम मंजिल, कृष्णा टॉवर, कयोस्वेल हॉस्पिटल के सामने, जंजीरवाला चौराहा, न्यू पलासिया, इन्दौर म.प्र.
99075 27914 संपर्क : 0731-4977076, 79999 78894
www.homoenathvcare.in www.aarogvahomoeopathyindore.com Email : arpitchopra23@gmail.com

Muscular dystrophy

Also called: MD

- Overview
- Symptoms
- Treatments

A group of genetic diseases that cause progressive weakness and loss of muscle mass.

In muscular dystrophies, abnormal genes (mutations) lead to muscle degeneration. Most forms begin in childhood.

Rare
Fewer than 1 million cases per year (India)

- Treatment can help, but this condition can't be cured
- Requires a medical diagnosis
- Lab tests or imaging often required



What is Muscular Dystrophy (MD)?

Before Treatment
CPK - MD - 288,181 (28/10/20)
August - 334,500 (1/00/20)
CPK - 65,135 (22/00/20)

After Dr Arpit Chopra Jain Modern Homeopathy
AGAT LABORATORY

गंभीर बीमारी से पीड़ित हर एक व्यक्ति को रोगमुक्त कर सकूँ-डॉ. अर्पित चोपड़ा जैन



डॉ. अर्पित चोपड़ा जैन
ए.डी. होम्योपैथी डॉक्टर, इलाहाबाद एवं रायचौरी विरोध
आरोग्य सुपर स्पेशलिटी
माईन होम्योपैथिक क्लिनिक

मनुष्य, जीवन में कई संघर्षों के माध्यम से सुखी रहता है किंतु यदि स्वास्थ्य सहाय न दे तो मनुष्य अपने आप को हारा हुआ समझ लेता है और जीवन को छोटी से छोटी परेशानियों से भी हार मान लेता है। डॉक्टर अर्पित चोपड़ा जैन का कहना है कि मानव यदि शारीरिक रूप से स्वस्थ है तो वह किसी भी बड़ी से बड़ी समस्या को हल करने में स्वयं को सक्षम मानता है। अतः मेरा धारा प्रवास है कि मैं हर एक व्यक्ति, जो किसी न किसी गंभीर बीमारी से पीड़ित है उन्हें उनकी बीमारी से पूर्णतः रोग मुक्त कर एक नया जीवन प्रदान कर सकूँ।
श्री कोगेश्वर धाम के आचार्य श्री धीरेन्द्र शास्त्री महाराज के साथ एक सुलभ भेंट के पश्चात डॉ अर्पित चोपड़ा जैन के मनोबल एवं आभ्युदयवास

देश एवं विदेश में दिख्यत होम्योपैथी को नई दिशा में परिवर्तित कर उसे पूर्व से ज्यादा ताकत बनकर एक नया रूप आरोग्य स्पेशलिटी माईन होम्योपैथी में बदलकर चिकित्सा जगत में। नई पहचान दिलाते हुए डॉक्टर अर्पित चोपड़ा जैन ने लोगों के भीतर होम्योपैथी से जुड़ी प्रभु भांति को दूर कर आरोग्य सुपर स्पेशलिटी माईन होम्योपैथी को विश्व में एक नया स्थापन करवाया है। अपने इस कीमती अविष्कार के द्वारा डॉक्टर अर्पित चोपड़ा जैन उन प्रायःक रोगों की मदद का भाव रखते हैं जो कि किसी न किसी गंभीर बीमारी से प्रभावित हुए हैं।



मैं और वृद्धि हुई आचार्य श्री धीरेन्द्र शास्त्री महाराज ने उनके इस सामाजिक कार्य को सराहना करते हुए कहा कि 'आप बहुत अच्छा काम कर रहे हैं ईश्वर ने आपके हाथों में समाज कल्याण कि शक्ति दी है इसका उपयोग इसी प्रकार समाज कल्याण में करते रहिए हमारा आभिनन्दित सदैव आपके साथ है।'
जैन ने अपने जीवन के लगभग 21 वर्ष होम्योपैथी के अध्ययन एवं प्रैक्टिस में खर्च किए हैं वे अभी भी लगातार इसी कार्य में अपना ज्ञान समर्थ दे रहे हैं ताकि होम्योपैथी के प्रति फिली भावियों को समाज का उसकी अच्छाइयों स्वीकार किया जा सके। होम्योपैथिक चिकित्सा एकाग्र ऐसी चिकित्सा पद्धति है जिसका शरीर को सही दिशा देकर नतीजा सुखीभाव नहीं पड़ता।

अपनी कड़ी मेहनत से कई मरीजों के जीवन में लाया नया सवेर
आरोग्य सुपर स्पेशलिटी माईन होम्योपैथी चिकित्सा के माध्यम से डॉक्टर अर्पित चोपड़ा जैन ने मरीजों के जीवन में सुखों का एक नया सवेर लाया है। उनके गंभीर से गंभीर बीमारियों को अपने प्रयत्न एवं लगन से खत्म करने में उनका पूर्ण सहयोग किया है। कल्याण में ऐसी कई बीमारियाँ हैं जिनका इतना किसी और चिकित्सा पद्धति में संभव नहीं हो पाया है, किंतु उन गंभीर बीमारियों को डॉक्टर अर्पित चोपड़ा जैन ने अपने अविष्कार आरोग्य सुपर स्पेशलिटी माईन होम्योपैथी चिकित्सा पद्धति से खत्म करने पूर्ण प्रयास किया एवं उसमें सफलता भी हासिल की। अपने सभी पूर्वव्यापक रोग मुक्त मरीजों को पूर्ण वापस करके उन्हें अपने जीवन एवं अर्थव्यवस्था में सही रास्ता देकर उन्हें WHO को प्रेरित किया जा सके एवं जिनके अधिक हो सके उनके अधिक मरीजों की सहायता की जा सके। साथ ही डॉ अर्पित चोपड़ा जैन का ध्यान पर भी नैतिक बना हुआ है जिस पर उनके द्वारा इलाज ले रहे, पूर्ण रूप स्वस्थ हो चुके एवं इलाज द्वारा फायदा ले रहे सभी मरीजों का स्वयं अनुभव दिया गया है।



Baroda Unipath SPECIALTY LABORATORY

Unipath Specialty Laboratory (Baroda) LLP - Platinum Complex, Opp. HDFC Bank, Nr. Radha Krishna char rasta, Akota, Vadodra - 390020
Phone: 0265-2354435 / 2326260 | Mobile: 7226800500 / 8155028222 | Email: info.baroda@unipathllp.in

TEST REPORT

Reg. No. : 31102401629 Reg. Date : 18-Nov-2023 15:53 Ref.No. : Approved On : 19-Nov-2023 01:22
Name : Mrs. VAISHRVI RATHOD Collected On : 16-Nov-2023 15:53
Age : Gender: Female Pass. No. : Dispatch At :
Ref. By : Print Date/Time : 19-Nov-2023 15:22
Location : MADHUR PATHOLOGY LABORATORY @ DAHOD Tele No. :

Test Name	Results	Units	Bio. Ref. Interval
CPK TOTAL			
Creatine Phosphokinase (CPK) Total	H 14022	U/L	30 - 135

Sample Type: Serum

Before Treatment

Note: CK is an enzyme found primarily in skeletal and cardiac muscle. It is elevated in diseases like Muscular Dystrophy, Myositis, Polymyositis, Muscle trauma, Myocardial infarction, Cardiac catheterization, Electrical cardioversion, Hypothyroidism, Stroke and also following intramuscular injections. Drugs, infections and diseases leading to injury or inflammation of muscles releases CK into the circulation.

Normal levels are seen in Neurogenic muscle diseases like Multiple Sclerosis, Myasthenia gravis and Parkinsonism.

Advice: Recommended to do baseline studies are advised in patients with elevated levels.

End Of Report

Baroda Unipath SPECIALTY LABORATORY

Unipath Specialty Laboratory (Baroda) LLP - Platinum Complex, Opp. HDFC Bank, Nr. Radha Krishna char rasta, Akota, Vadodra - 390020
Phone: 0265-2354435 / 2326260 | Mobile: 7226800500 / 8155028222 | Email: info.baroda@unipathllp.in

TEST REPORT

Reg. No. : 49652400697 Reg. Date : 07-Jun-2024 15:19 Ref.No. : Approved On : 08-Jun-2024 05:25
Name : Miss. VAISHNAVIBEN RATHOD Collected On : 07-Jun-2024 16:19
Age : 21 Years Gender: Female Pass. No. : Dispatch At :
Ref. By : Print Date/Time : 08-Jun-2024 05:36
Location : MADHUR PATHOLOGY LABORATORY @ DAHOD Tele No. :

Test Name	Results	Units	Bio. Ref. Interval
CPK TOTAL			
Creatine Phosphokinase (CPK) Total	H 3095	U/L	30 - 135

Sample Type: Serum

After Dr Arpit Chopra Jain Modern Homeopathy Indore

Note: CK is an enzyme found primarily in skeletal and cardiac muscle. It is elevated in diseases like Muscular Dystrophy, Myositis, Polymyositis, Muscle trauma, Myocardial infarction, Cardiac catheterization, Electrical cardioversion, Hypothyroidism, Stroke and also following intramuscular injections. Drugs, infections and diseases leading to injury or inflammation of muscles releases CK into the circulation.

Normal levels are seen in Neurogenic muscle diseases like Multiple Sclerosis, Myasthenia gravis and Parkinsonism.

Advice: Recommended to do baseline studies are advised in patients with elevated levels.

End Of Report

कैंसर, किडनी फेलियर, अस्पताल में गंभीर रूप से भर्ती मरिजों का उपचार, कोमा, शल्य चिकित्सा योग्य रोग, ऑटो इम्यून रोग, जीवनभर दवाई लेने वाले रोगो की रोकथाम एवं 300 प्रकार के असाध्य जटिल रोगों की चिकित्सा ।



डॉ. अर्पित चौपड़ा (जैन)
एम. डी. होम्योपैथी
जटिल, असाध्य एवं
शल्य रोग विशेषज्ञ

आरोग्य सुपर स्पेशलिटी मॉडर्न होमियोपैथी

कम्प्लिट, परमानेंट, ईजी, सेफ, फास्ट एण्ड कॉस्ट इफैक्टिव

102, प्रथम मंजिल, कृष्णा टॉवर, क्योरवेल हॉस्पिटल के सामने, जंजीरवाला चौराहा, न्यू पलासिया, इन्दौर म.प्र.

📞 99075 27914 संपर्क : 0731-4977076, 79999 78894

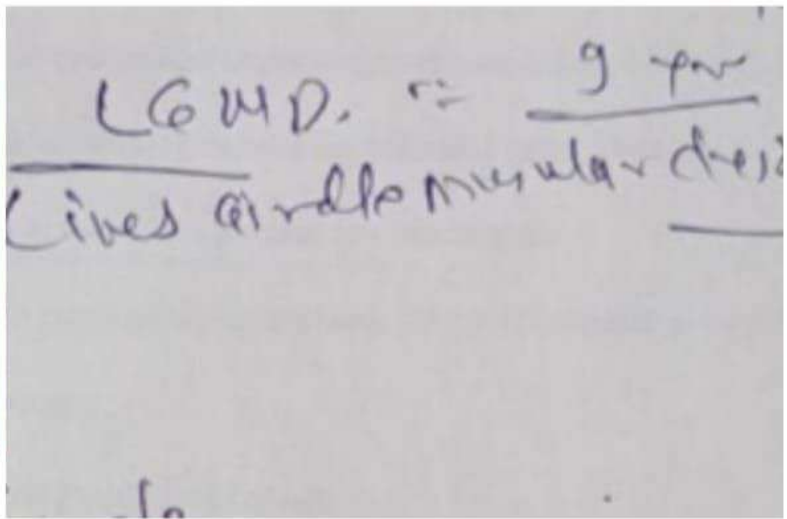
www.homoeopathy cure.in. www.aarogyahomoeopathyindore.com Email : arpitchopra23@gmail.com

Limb Girdle Muscular Dystrophies

AREAS AFFECTED: Muscle weakness manifests in the muscles around the hips and shoulders

INCIDENCE: Approx. 2 in every 100,000 individuals

AGE OF DIAGNOSIS: The age at which symptoms appear, and the speed and severity of disease progression, can vary



GRI DIAGNOSTICS
A Unit Of X-Ray House & Imaging Center

Pathology | Microbiology | Specialised Pathology - Hormone, Molecular Pathology, Histopathology | Digital X-Ray | Digital DPG | Digital Mammography | Color Doppler | Echocardiography | LST MRI | 50 Slice CT Scan | 3D-4D Ultrasound

Patient Name : MR. NANDKISHORE PATIL	Registered On : 09-May-2024 03:30 PM
Age/Gender : 30 Years / Male	Sample Collected On : 09-May-2024 03:30 PM
Ref. By : DR. ARPIT CHOPRA JAIN	Sample Reported On : 09-May-2024 06:20 PM
Patient ID : 100624026	Sample ID :

Serum Total CPK

Test Name	Observed Values	Unit	Bo Ref. Interval
CPK-Total	2409.0	U/L	24-195

Method : **IFCC, NAC ACTIVATED**
 Values Referenced to ICDL 2018

Interpretation:
 Aspartate aminotransferase (CPK) test might be used to detect inflammation of a person's muscles or serious muscle damage, or to diagnose metabolic disorders if the person is experiencing signs and symptoms such as dark urine, muscle aches, or muscle weakness. The person's urine may be dark due to the presence of 'myoglobin', a substance released by damaged muscles that may be harmful to the person's kidneys. Elevated CPK results may be found in people who have rheumatoid arthritis, heart attack, skeletal muscle trauma, muscular dystrophy, infectious mononucleosis, convulsive disorders, stroke or brain injury, hypothyroidism, post-exercise after a heart attack, dermatomyositis or polymyositis or inflammation of the heart muscle.

Comment: Please correlate with clinical condition.
Technology: Spectrophotometry
Note: Clinical diagnosis should not be made on the findings of a single test result, but should integrate both clinical and laboratory data.

-----ENC OF REPORT-----

Page 1 of 1

This is electronically authenticate report

Dr. Harsh Jakheta, MD(Pathology)
International Dermatopathology Fellowship
Consultant Pathologist & Dermatopathologist

GRI DIAGNOSTICS
A Unit Of X-Ray House & Imaging Center

Pathology | Microbiology | Specialised Pathology - Hormone, Molecular Pathology, Histopathology | Digital X-Ray | Digital DPG | Digital Mammography | Color Doppler | Echocardiography | LST MRI | 50 Slice CT Scan | 3D-4D Ultrasound

Patient Name : MR. NANDKISHORE PATIL	Registered On : 10-Jun-2024 01:55 PM
Age/Gender : 31 Years / Male	Sample Collected On : 10-Jun-2024 02:03 PM
Ref. By : DR. ARPIT CHOPRA JAIN	Sample Reported On : 10-Jun-2024 04:21 PM
Patient ID : 100624026	Sample ID :

Serum Total CPK

Test Name	Observed Values	Unit	Bo Ref. Interval
CPK-Total	1410	U/L	24-195

Method : **IFCC, NAC ACTIVATED**

Interpretation:
 Aspartate aminotransferase (CPK) test might be used to detect inflammation of a person's muscles or serious muscle damage, or to diagnose metabolic disorders if the person is experiencing signs and symptoms such as dark urine, muscle aches, or muscle weakness. The person's urine may be dark due to the presence of 'myoglobin', a substance released by damaged muscles that may be harmful to the person's kidneys. Elevated CPK results may be found in people who have rheumatoid arthritis, heart attack, skeletal muscle trauma, muscular dystrophy, infectious mononucleosis, convulsive disorders, stroke or brain injury, hypothyroidism, post-exercise after a heart attack, dermatomyositis or polymyositis or inflammation of the heart muscle.

Comment: Please correlate with clinical condition.
Technology: Spectrophotometry
Note: Clinical diagnosis should not be made on the findings of a single test result, but should integrate both clinical and laboratory data.

-----ENC OF REPORT-----

Page 1 of 1

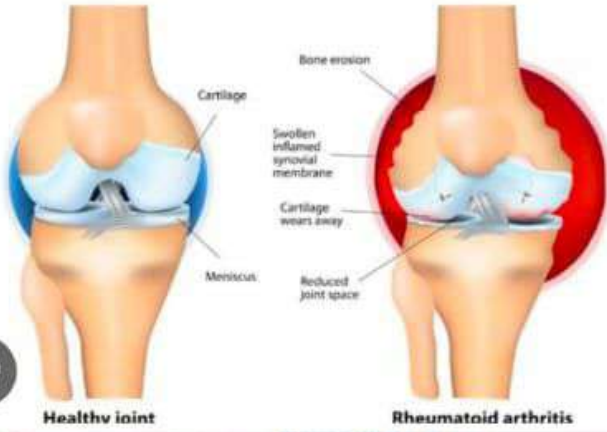
This is electronically authenticate report

Dr. Harsh Jakheta, MD(Pathology)
International Dermatopathology Fellowship
Consultant Pathologist & Dermatopathologist

Before Treatment

During Dr Arpit
Chopra Jain Modern
Homoeopathy

RHEUMATOID ARTHRITIS



हमारी कोई दूसरी ब्राँच नहीं है
मिलते जुलते नाम से रहें
सावधान



S.No.	Sub Investigation Name	UOM	Result	Range	Remarks
14	URIC ACID	mg/dl	4.8	2-7	

Entered By: Reg No. 6181, Validated By: Pallavi Kaur (Doctor)
 Labita Kumari (Lab Tech)
 Date: 12/08/2024

S.No.	Sub Investigation Name	UOM	Result	Range	Remarks
15	RA Factor	Positive/Negative	Negative	0-2	

Entered By: Reg No. 6181, Validated By: Pallavi Kaur (Doctor)
 Labita Kumari (Lab Tech)
 Date: 12/08/2024

After Dr Arpit Chopra Jain Modern Homoeopathy

K/O RHEUMATOID ARTHRITIS : 2018
 → RA FACTOR : 51.4 (11/2/2018)
 → PAIN ⊕⊕⊕
 → SWELLING ⊕

Rheumatoid arthritis

Also called: RA

Overview Symptoms Treatments Spec

A chronic inflammatory disorder affecting many joints, including those in the hands and feet.



कैंसर, किडनी फेलियर, अस्पताल में गंभीर रूप से भर्ती मरिजों का उपचार, कोमा, शल्य चिकित्सा योग्य रोग, ऑटो इम्यून रोग, जीवनभर दवाई लेने वाले रोगों की रोकथाम एवं 300 प्रकार के असाध्य जटिल रोगों की चिकित्सा।



डॉ. अर्पित चौपडा (जैन)
 एम. डी. होम्योपैथी
 जटिल, असाध्य एवं शल्य रोग विशेषज्ञ

आरोग्य सुपर स्पेशलिटी माईन होमियोपैथी
 कम्पलिट, परमानेन्ट, ईजी, सेफ, फास्ट एण्ड कॉस्ट इफैक्टिव

102, प्रथम मंजिल, कृष्णा टॉवर, क्योरवेल हॉस्पिटल के सामने, जंजीरवाला चौराहा, न्यू पलासिया, इन्दौर म.प्र.
 99075 27914 संपर्क : 0731-4977076, 79999 78894

THANK ♥ YOU
MODERN HOMOEOPATHY TO
RESPOND SCLERODERMA

CHOITHRAM HOSPITAL & RESEARCH CENTRE

Ph : 2302481-99, 4206750-59 MANIK BAGH ROAD, INDORE - 452 014 (M.P.) e-mail : medicine@choithram.org
 Fax : 91-0731-2470068 24 Hrs. Help Line No. 4206754 Website : http://www.choithram.org


DEPARTMENT OF PATHOLOGY Page :

NAME : SUHANI .	REC NO. : 15C0208778
AGE : 15 YEARS SEX : FEMALE	REC DATE : 09/10/2015
CATEGORY : CASH	
REFERRED BY : DR.GOURI RAO PASSI	
PRINTED BY : JITENDRA JOSHI	PRINT DATE : 10/10/2015 PRINT TIME : 06:53:10

IMMUNOFLUORESCENCE REPORT

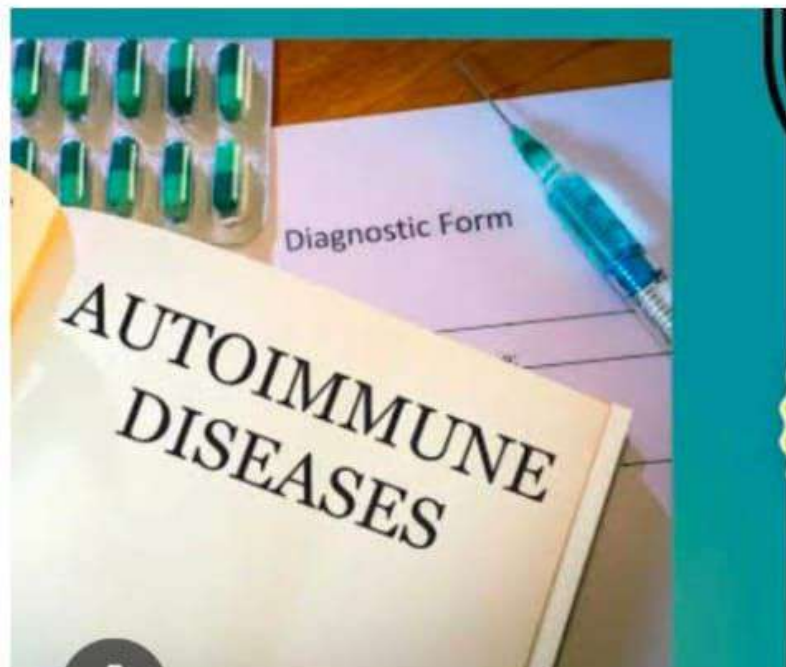
ANA BY IMMUNOFLUORESCENCE (IMF)	BLOOD
THE TEST IS	POSITIVE
PATTERN OF IMMUNOFLUORESCENCE	SPECKLED
-	+++

* Hep2 cells treated with 1:100 dil of patient serum and stain with FITC conjugated to human antihumanglobulin were used in the test.

 <p>Miss SUHANI</p> <p>PID NO: P31170053027</p> <p>Age: 17 Year(s) Sex: Female</p>	<p>Reference: Dr.ARPIT CHOPRA</p> <p>Sample Collected At: NIRVIGHN DISGNOSTIC C/O NIRVIGHN DISGNOSTIC,102 KRISHNA TOWER,OPP CUREWELL HOSPITAL, JANJEERWALA SQUARE,NEW PALASIYA,INDORE MP.</p>	<p>VID: 3117015</p> <p>Re</p> <p>09/12/201</p> <p>09/12/201</p> <p>11/12/201</p>
---	--	---

Investigation	Observed Value	Unit	Biological Refer
Anti Nuclear Antibody screening (Serum,EIA)	Negative(0.4)	Index	Negative : < 1.0 Borderline: 1.0-1.2 Positive: > 1.2
-- End of Report --			

You and I are the best team of all



indicates that the patient is likely to have a connective tissue disease, such as:

- Scleroderma-polymyositis overlap syndrome
- Systemic lupus erythematosus (SLE)
- Sjögren's syndrome
- Idiopathic lung fibrosis
- Systemic sclerosis (SSc)
- Undifferentiated connective tissue disease (UCTD)

EXRI DIAGNOSTICS
 A Unit Of X-Ray House & Imaging Center

Pathology | Microbiology | Specialized Pathology
 Molecular Pathology, Histopathology | Digital X-Ray | Digital Mammography | Color Doppler | Echocardiography
 1.5T MRI | 50 Slice CT Scan | 3D-4D Ultra

Patient Name	MRS. SANGEETA		
Age/Gender	40 Years / Female		
Ref. By	DR. ARPIT CHOPRA JAIN		
Patient ID	011024039		
Registered On	01-Oct-2024 07:17		
Sample Collected On	01-Oct-2024 07:21		
Sample Reported On	02-Oct-2024 04:57		
Sample ID	[Barcode]		

Test Name	Observed Values	Unit	RfC Ref. Interval
ANA (Anti-Nuclear Antibody) - IIA BLOT			
ds DNA	NEGATIVE		
Nucleosomes	NEGATIVE	Negative	
Histones	NEGATIVE	Negative	
SrD	NEGATIVE	Negative	
PCNA (Proliferating Cell Nuclear Ag)	NEGATIVE	Negative	
RbD-P0	NEGATIVE	Negative	
SS - A/Ro60kD	NEGATIVE	Negative	
SS - A/Ro52kD	NEGATIVE	Negative	
SS-B /La	NEGATIVE	Negative	
CBP-6 (Centromere Protein B)	NEGATIVE	Negative	
U1-70	NEGATIVE	Negative	
U1-snRNP	NEGATIVE	Negative	
U-1	NEGATIVE	Negative	
M-Scl	NEGATIVE	Negative	
S-2	NEGATIVE	Negative	
U	NEGATIVE	Negative	
U1-70	POSITIVE(++)	Negative	
Remark	NEGATIVE		
Positive ANA Not IIA			
PP/DN/PROGRESSIVE SYSTEMIC SCLERODERMIS AND OTHERS			
Clinical correlation			

Before Treatment

Neuberg Supratech
 REFERENCE LABORATORIES
 (A Unit of Neuberg Diagnostics Private Limited)

MC-6138

LABORATORY REPORT

Name	Mrs SANGITA GOSWAMI	Sex/Age	Female / 44 Years	Case ID	41201604013
Ref. By		Dis. At		PL ID	
Stn. Loc.	V ONE HOSPITAL INDORE			PL Lec	
Reg Date and Time	16-Dec-2024 02:25	Sample Type	Serum	Mobile No.	
Sample Date and Time	15-Dec-2024 22:25	Sample Coll. By	non	Ref. Lab	
Report Date and Time	17-Dec-2024 18:52	Acc. Remarks		Ref. Inst	

TEST	RESULTS	UNIT	BIOLOGICAL REF RANGE	REMARKS
ANTI NUCLEAR ANTIBODY BY INDIRECT IMMUNOFLUORESCENCE				
Dilution (D)	1:100			
Intensity On IF	No Intensity		No Intensity	
Pattern On IF For ANA	No Pattern			
Suspected Antigen Specificity	Not Applicable			
Title	<1:32		>1:32	
Clinical Significance	Not Applicable			
Interpretation	Negative			
Follow - Up	Not Applicable			
Additional Remark for I Liver Substrate	Non Significant			

After Dr Arpit Chopra Jain Modern Homoeopathy

ANTI NUCLEAR ANTIBODY (Immunofluorescence, IIF) (950-Immunofluorescence)

1. Measurement of antinuclear antibodies (ANAs) in serum is the most commonly performed screening test for patients suspected of having a systemic autoimmune disease, also referred to as connective tissue disease.

2. Antinuclear antibody (ANA) is a general term used to describe antibodies that bind to nuclear antigens. These antibodies are often produced in response to various autoimmune diseases, including SLE, Sjögren's syndrome, and others. ANAs are not specific for any one disease, but their presence is a general indicator of autoimmune disease.

3. ANA related criteria (1997) recommends identification of ANAs as one of the criteria for the diagnosis of SLE. ANA is a general screening test for ANA, the indirect immunofluorescence is the method of choice world wide.

4. The sensitivity of the ANA IF test varies with the type of substrate used, fixation procedure, and types of ANA present in sera. Cell culture substrates used routinely (Hep-2 and Hep-2000 cells) generally show greater sensitivity than previously used animal (rodent or primate) tissue sections. Because Hep-2 (normal human epithelial cells in cell culture) and Hep-2000 (recombinant human epithelial cells) are used as substrates for ANA, the indirect immunofluorescence is the method of choice world wide.

5. The sensitivity of the ANA IF test varies with the type of substrate used, fixation procedure, and types of ANA present in sera. Cell culture substrates used routinely (Hep-2 and Hep-2000 cells) generally show greater sensitivity than previously used animal (rodent or primate) tissue sections. Because Hep-2 (normal human epithelial cells in cell culture) and Hep-2000 (recombinant human epithelial cells) are used as substrates for ANA, the indirect immunofluorescence is the method of choice world wide.

6. The sensitivity of the ANA IF test varies with the type of substrate used, fixation procedure, and types of ANA present in sera. Cell culture substrates used routinely (Hep-2 and Hep-2000 cells) generally show greater sensitivity than previously used animal (rodent or primate) tissue sections. Because Hep-2 (normal human epithelial cells in cell culture) and Hep-2000 (recombinant human epithelial cells) are used as substrates for ANA, the indirect immunofluorescence is the method of choice world wide.

7. The sensitivity of the ANA IF test varies with the type of substrate used, fixation procedure, and types of ANA present in sera. Cell culture substrates used routinely (Hep-2 and Hep-2000 cells) generally show greater sensitivity than previously used animal (rodent or primate) tissue sections. Because Hep-2 (normal human epithelial cells in cell culture) and Hep-2000 (recombinant human epithelial cells) are used as substrates for ANA, the indirect immunofluorescence is the method of choice world wide.

8. The sensitivity of the ANA IF test varies with the type of substrate used, fixation procedure, and types of ANA present in sera. Cell culture substrates used routinely (Hep-2 and Hep-2000 cells) generally show greater sensitivity than previously used animal (rodent or primate) tissue sections. Because Hep-2 (normal human epithelial cells in cell culture) and Hep-2000 (recombinant human epithelial cells) are used as substrates for ANA, the indirect immunofluorescence is the method of choice world wide.

9. The sensitivity of the ANA IF test varies with the type of substrate used, fixation procedure, and types of ANA present in sera. Cell culture substrates used routinely (Hep-2 and Hep-2000 cells) generally show greater sensitivity than previously used animal (rodent or primate) tissue sections. Because Hep-2 (normal human epithelial cells in cell culture) and Hep-2000 (recombinant human epithelial cells) are used as substrates for ANA, the indirect immunofluorescence is the method of choice world wide.

10. The sensitivity of the ANA IF test varies with the type of substrate used, fixation procedure, and types of ANA present in sera. Cell culture substrates used routinely (Hep-2 and Hep-2000 cells) generally show greater sensitivity than previously used animal (rodent or primate) tissue sections. Because Hep-2 (normal human epithelial cells in cell culture) and Hep-2000 (recombinant human epithelial cells) are used as substrates for ANA, the indirect immunofluorescence is the method of choice world wide.

THANK ♥ YOU MODERN HOMOEOPATHY TO CURE RHEUMATOID ARTHRITIS

Rheumatoid arthritis
Also called: RA

ABOUT SYMPTOMS TREATMENTS

Inflamed joint lining

Swollen, painful joint

Arthritis (JOINT PAIN)

January 2016
Saturday Date: - 29-12-2016 9549903288

09 Name: - CA Ronak Mangal

I was suffering from Arthritis & Pain in my hands & Joints of legs from previous 2 months. I have checked up to most of the Allopathic doctor, but nowhere I got relax.

Then I came in contact with Dr. Ajeet Jain Sir at Sanggya clinic. He assured me for fast recovery with modern Homeopathy technology & medicines. This is 2nd mth and I can say that I now I am feeling 60-70% painless from so called Arthritis.

I really thankful to Dr. Ajeet Jain Sir & his team for such a nice treatment also recommended to his...

9926978411 PSCITICA

February 2016
Monday 29

मेरा नाम महादेवर उम्र 60 वर्ष
बैतड (बघवानी) जिले से रहने वाली
हूँ। मुझे 22 साल की उम्र से साइटिका
एवं घुटनों में तीव्र दर्द रहता था।
समय में वमर में काफी जकड़न महसूस
होती थी। जिसका दर्द मुझे छड़ी तक
जाता था। पिछले 3-4 वर्षों से मैंने
कई चिकित्सकों से अलग-अलग प्रकार
के इलाज कराये। फिर भी कोई विशेष
फायदा नहीं हुआ था। फिर किली परिचित
ने आरोग्य क्लिनिक में डा० अर्पित चौप
को दिखाने का बोलाली सर की मार्गदर्शन
होन्यापेची दवाइयों से मेरा दर्द लगभग
रुका से गया है और मैं अपना दे

EXAMINATION OF BLOOD

RESULT

POSITIVE

Rheumatoid Pathology & Diagnostic Test

EXAMINATION OF BLOOD

RESULT

POSITIVE

RA FACTOR QUALITATIVE

BIO CHEMICAL TEST

Result Reference Range

CRP 2.15 0.1-10.1 mg/dl

C- Reactive Protein

CRP Positive

Shri Sat Bhai Hospital & Research Centre

RA FACTOR QUALITATIVE

RESULT

NEGATIVE

DR. VIKRAM KAPUR MBBS

You and I are the best team of all

Celiac disease

ABOUT **SYMPTOMS** **TREATMENTS**

Normal Lining of the small intestine

Coeliac disease

Bloating and diarrhoea

An immune reaction to eating gluten, a protein found in wheat, barley and rye.

Common
More than 1 million cases per year (India)

Treatment can help, but this condition can't be cured

CELIAC DISEASE

Gluten protein

Skin
Brittle nails
Acne or eczema

Intestinal
Diarrhea
Bloating
Constipation

In female
Infertility
Miscarriage
Early menopause

tooth

Li
Intc
Ar
Di
Mi
Dep
Low
Chor

Central lab

Central India's First and Largest Super-specialty reference laboratory
For Feedback / Home Collection Call 786-99999-57 / 55

Charitable Centre - CD311

Name: **VERA SENGAPPA** Age: 5 Years Sex: Female
 Referred By: **DR. ASHIT CHOPRA** Received On: 29-Apr-2018 10:20
 Drawn On: 29-Apr-2018 10:17 Print Date: 04-May-2018 10:40
 Accession No.: 1504121632

Parameter	Result	Unit	Biological Reference Interval
ITG-Tissue transglutaminase-IgA by E.I.A.			
ITG-Tissue transglutaminase-IgA by E.I.A.	4.13 (Normal)	U/ml	0-10

This is an electronically authorized report.
 Report ID: 102025
 Generated On: 04-05-2018
 Approved By: Dr. Sanku Jaiswal
 Approved On: 26-04-2018

Central lab

Central India's First and Largest Super-specialty reference laboratory
For Feedback / Home Collection Call 786-99999-57 / 55

Name: **ADAR SENGAPPA** Age: 3 Years Sex: Female
 Referred By: Received On: 29-Apr-2018 10:20
 Drawn On: 29-Apr-2018 10:17 Print Date: 04-May-2018 10:40
 Accession No.: 15031128182

Parameter	Result	Unit	Biological Reference Interval
C-REACTIVE PROTEIN (QUANTITATIVE)			
C-REACTIVE PROTEIN	0.80	mg/L	0-10
ESR			
ESR (Westergren)	22	mm	1-20
ITG-Tissue transglutaminase-IgA by E.I.A.			
ITG-Tissue transglutaminase-IgA by E.I.A.	0.15 (Normal)	U/ml	0-10

This is an electronically authorized report.
 Report ID: 0486876600
 Generated On: 04-05-2018
 Approved By: Dr. Sanku Jaiswal
 Approved On: 26-04-2018

Rheumatoid Arthritis

How to protect your joints, reduce pain, and improve mobility



In rheumatoid arthritis, the body's immune system attacks its own tissue, including joints. In severe cases, it attacks internal organs.

Common

More than 1 million cases per year (India)

- Treatment can help, but this condition can't be cured
- Requires a medical diagnosis
- Lab tests or imaging always required
- Chronic: can last for years or be lifelong

eiaci Shri Sai Baba Hospital & Research Centre

Patient Name: MRS. RITU JAIN
 Age & Sex: 47 Years / Female
 Referred By: DR. JIJER HAMD

Lab No: 25
 Reg No: 9012702
 Registration Date: 09/10/2020 09:25 am
 Report Date: 09/10/2020 03:18 pm

INVESTIGATIONS	RESULT	UNITS	REFERENCE RANGE
BLOOD SUGAR - FASTING			
Blood Sugar (F)	94.4	mg/dl	70-110
Corresponding urine sugar	NH		
Urine Ketone	NR		
Sr URIC ACID			
Sr Uric Acid	2.07	mg/dl	2.5-8.0
C-REACTIVE PROTEIN (CRP) QUANTITATIVE			
RESULT	5.280	mg/dl	<0.5
RA Factor Quantitative			
Result	200.0	U/ml	<10.0

Dr. G. C. Gidwani
 (Consultant Pathologist)

CHHATRAJI BAGH, INDORE • 0731-2541710, 2545772, 25455-3040
 E-mail: shrisaibaba@rediffmail.com
 www.shrisaibahomedicalresearchindore.com

Report is not valid for Medical legal purposes

Centre Take Action

SAMPLE ID: 24622125 LAB ID: 246211-002
 COLLECTION DATE, TIME: 24/09/2021 12:53 PM
 REFERRING DR.: DR. JIJER HAMD M.D.
 REPORTER: 24/09/2021 03:00 PM

RHEUMATOID FACTOR (RA) SERUM

RA (QUANTITATIVE): 14.85 U/ml up to 20

Result: **Normal**

Comment:
 Rheumatoid factor is an antibody directed against the Fc portion of the IgG molecule. Positive RF has leading specificity for antibodies other than IgG the nuclear component. The presence of RF is usually of the IgM class with low affinity.
 RF is not specific only for Rheumatoid arthritis, but it is often seen in cases of chronic infection and other systemic inflammatory conditions. Healthy individuals > 50 years of age may also show positive RF results. In addition to the common IgM RF, both IgG RF & IgA RF have been detected. IgA RF has been related to the more severe form of the disease with erosions.

Dr. G. C. Gidwani MBBS, DCP
 (Consultant Pathologist)

Sudama Nagar, Narendra Tiwari Marg, Opp. Chhatrapati Shivaji School, Indore - 462 008
 Mob: 88788-88163 • Website: www.shrisaibahomedicalresearchindore.com

1/0 Δ Rheumatoid Arthritis : Oct (2020)

Stiffness ⊕ Right shoulder & Digits of both Hand.

Swallowing ⊕

RA factor - 200.

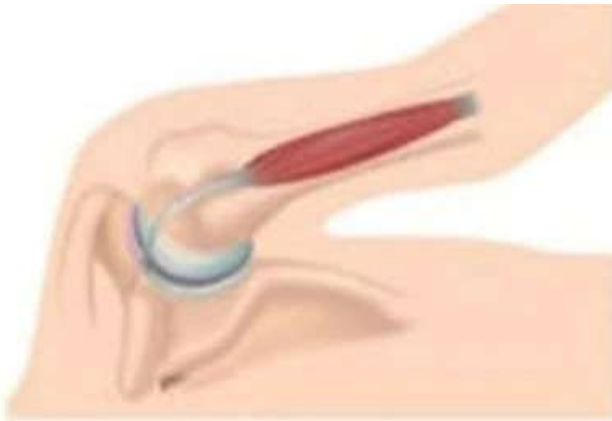
आरोग्य सुपर स्पेशलिटी मॉडर्न होम्योपैथिक क्लिनिक

कम्पिटि * परमानेंट * ईजी * सेफ * फास्ट एण्ड कॉस्ट इफेक्टिव

* कैंसर * किडनी फेलियर * अस्पताल में गंभीर रूप से भर्ती मरिजों का उपचार * कोम * शल्य चिकित्सा योग्य रोग * आँटो इन्स्युलिन रोग * जीवनभर दवाई लेने वाले रोगों की रोकथाम एवं 300 प्रकार के असाध्य जटिल रोगों की चिकित्सा।

102, 104 प्रथम मजिल, कृष्णा टॉवर, क्योरवेल हॉस्पिटल के सामने, जजीरवाला बीरगढ़ा, न्यू पलासिया, इन्दौर (म.प्र.)
 फोन : 0731-4977076, जो. : 97130-92737, 97130-37737, 79999-78894, 99075-27914
 www.homoepathycure.in, www.aarogyahomeopathyindore.com Email : arpitichopra23@gmail.com

Muscular Dystrophy



Master, ANHAN
 PID NO: P3119001386
 Age: 8 Years | Sex: Male

Reference: Dr. ARPIT CHOPRA
 Sample Collected At:
 NIRVIGHN DIAGNOSTIC
 C/O NIRVIGHN DIAGNOSTIC, 102
 KRISHNA TOWER OPP CUREWELL
 HOSPITAL, JANJEERWALA
 SQUARE NEW PALASRYA, INDORE M.P.

Registered On: 20/08/2018 06:12 PM
 Collected On: 20/08/2018
 Reported On: 20/08/2018 08:22 PM

Investigation	Observed Value	UNIT	Biological Reference Interval
CPK-Creatinine Phospho Kinase	6888	U/L	31-152

Interpretation: The major sources of CPK activity are skeletal muscle, myocardium & brain. CPK levels are useful for diagnosing and monitoring of myocardial infarction (MI) and myopathies such as progressive Duchenne muscular dystrophy. Exercise and muscle trauma can elevate CPK values. Presence of Myo CK may elevate CPK levels.

-- End of Report --

Dr. Kavita Bhatnagar
 MD, Pathology

Master, ANHAN
 PID NO: P31180034475
 Age: 8 Years | Sex: Male

Reference: Dr. ARPIT CHOPRA
 Sample Collected At:
 NIRVIGHN DIAGNOSTIC
 C/O NIRVIGHN DIAGNOSTIC, 102
 KRISHNA TOWER OPP CUREWELL
 HOSPITAL, JANJEERWALA
 SQUARE NEW PALASRYA, INDORE M.P.

Registered On: 20/08/2018 06:12 PM
 Collected On: 20/08/2018
 Reported On: 20/08/2018 08:22 PM

Investigation	Observed Value	Unit	Biological Reference Interval
CPK-Creatinine Phospho Kinase	19103	U/L	31-152

Interpretation: The major sources of CPK activity are skeletal muscle, myocardium & brain. CPK levels are useful for diagnosing and monitoring of myocardial infarction (MI) and myopathies such as progressive Duchenne muscular dystrophy. Exercise and muscle trauma can elevate CPK values. Presence of Myo CK may elevate CPK levels.

-- End of Report --

Dr. Kavita Bhatnagar
 MD, Pathology

Master, ANHAN TAHR SHEKH
 PID NO: P31190013271
 Age: 10 Years | Sex: Male

Reference: Dr. ARPIT CHOPRA
 Sample Collected At:
 NIRVIGHN DIAGNOSTIC
 C/O NIRVIGHN DIAGNOSTIC, 102
 KRISHNA TOWER OPP CUREWELL
 HOSPITAL, JANJEERWALA
 SQUARE NEW PALASRYA, INDORE M.P.

Registered On: 20/08/2018 06:12 PM
 Collected On: 20/08/2018
 Reported On: 20/08/2018 08:22 PM

Investigation	Observed Value	UNIT	Biological Reference Interval
CPK-Creatinine Phospho Kinase	5888	U/L	31-152

Interpretation: The major sources of CPK activity are skeletal muscle, myocardium & brain. CPK levels are useful for diagnosing and monitoring of myocardial infarction (MI) and myopathies such as progressive Duchenne muscular dystrophy. Exercise and muscle trauma can elevate CPK values. Presence of Myo CK may elevate CPK levels.

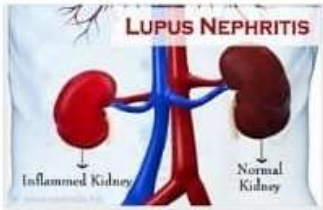
-- End of Report --

Dr. Kavita Bhatnagar
 MD, Pathology

07 LUPUS NEPHRITIS (SLE / LUPUS NEPHRITIS) 08

मौजूदा मरीज अन्तर्गत
केस अन्तर्गत SLE + DLE
नाम की निम्नी से प्रेरित पर
अधिक निम्नी से प्रेरित पर
एवं के कोरे प्रारण नही इन्फेक्
बने के निम्नी पर प्रेरित पर
प्रमाण / अभिलक्षण के अनुसार
15 दिन के कोरे प्रारण दिनांक
मरुत पर प्रेरित पर प्रेरित पर
करी के सर के कोरे प्रेरित पर
के लक्षण के अनुसार
मेरे के कोरे प्रेरित पर - 30-06-19
अधिक निम्नी से प्रेरित पर
अधिक निम्नी से प्रेरित पर
W.B.C का प्रेरित पर 10-06-19

वर्तमान रोगी अन्तर्गत
84-06-19 कोरे प्रारण पर कोरे प्रारण
इन्फेक् के प्रेरित पर
#319168829
Responded



An autoimmune disease is a condition in which the immune system of an individual begins to attack his or her own body cells by considering them foreign. A normal immune system is the body's defence network and attacks any foreign objects that enter the body in the form of infection. In

5512

Pushpa Mission Hospital
Dewan Road Ujjain (M.P.)
PIN - 456010
Ph No. - 0734-2512933
Email - pushpamission@gmail.com

OPD No. 29752
Name: Abdul Malik
Age: 25 Years
Gender: Male

Referred By: MUMTAZ ALI
Date: 17-Jul-2019

Category	Test Name	Test Parameter	Observed Value	Unit	Normal Value
Blood	Haemoglobin Male	Haemoglobin	8.2	gm%	12-16
	T and D	Total Count	16,500	/cmm	4000-10000
		Neutrophil	87	%	50-70
		Lymphocyte	10	%	25-35
		Eosinophil	02	%	1-3
		Monocyte	01	%	1-4
		Basophil	00	%	0-2
		MPF1	NOT SEEN		NOT SEEN

Remark: All pathological test have technical & biological limitations. Please correlate clinically as well as with other investigative findings. A review should be requested in case of any disparity. This report is not valid for medicolegal purpose.

SRL Diagnostics

TEST REPORT

COLLECTION DATE: 19-07-2019 06:03 PM
ACCESSION NO: 501150000833
PATIENT NAME: MR. ABDUL MALIK ANSARI
PATIENT LOCATION: ICU
REFERRED BY: DR. MUKESH KHAPRA

REPORTING DATE: 19-07-2019 08:09 PM
FORM ID: ABDURE190705011
AGE / SEX: 23 Years / Male
CENTRE: ROBERT NURSING HOME

TEST	RESULT	BIOLOGICAL REFERENCE RANGE	UNIT
CREATININE	3.06	High 0.50 - 1.50	mg/dL

End Of Report

Dr. KASHI PATIDAR (MD)
PATHOLOGIST

Report Printed On: 19-07-2019 08:13 PM

NIDAN DIAGNOSTIC CENTRE
Unique Solution & Unique Results

07, Smart Trade Centre, Near R.B. Zone, Freeraj, Ujjain (M.P.)

Patient Name: Mr. MALIK
Age/Sex: 26 Years/Male
Referred by: Dr. ARPIT CHOPRA (MD)

Lab No.: 20190509039
Submitted on: 06/08/2019
Reported on: 08/08/2019

HAEMATOLOGY			
Test Name	Patient Value	Unit	Range
CBC			
Haemoglobin	8.1	gm%	11.5 - 18.0
RBC Count	4.08	Million/mm ³	4.5 - 6.5
Total WBC Count	6.500	/thoU/L	Adult 4000 - 11000
Differential Count			
Neutrophils	86	%	40.0 - 75.0
Lymphocytes	08	%	20.0 - 45.0
Eosinophils	03	%	1.0 - 6.0
Monocytes	03	%	2.0 - 10.0
Basophils	0.0	%	0.0 - 1.0
Platelet Count	1,81,000	/thoU/L	150000.0 - 450000.0
HCT	33.8	%	37.0 - 50.0
MCV	83.1	fL	75.0 - 96.0
MCH	22.3	pg	27.0 - 32.0
MCHC	26.8	g/dL	32.0 - 38.0
RDWc	12.4	%	9.0 - 16.0
BIOCHEMISTRY			
Test Name	Patient Value	Unit	Range
Serum Creatinine	0.94	mg/dL	0.7 - 1.2

Kindly correlate clinically!

Dr. O.P. SHRIVASTAVA
MBBS, DCP
Consulting Pathologist

Mr. SAID PATEL BSc, MSc
Microbiologist

Report Printed On: 19-07-2019 08:13 PM

Interstitial lung disease

Also called: ILD

OVERVIEW

SYMPTOMS

TREAT

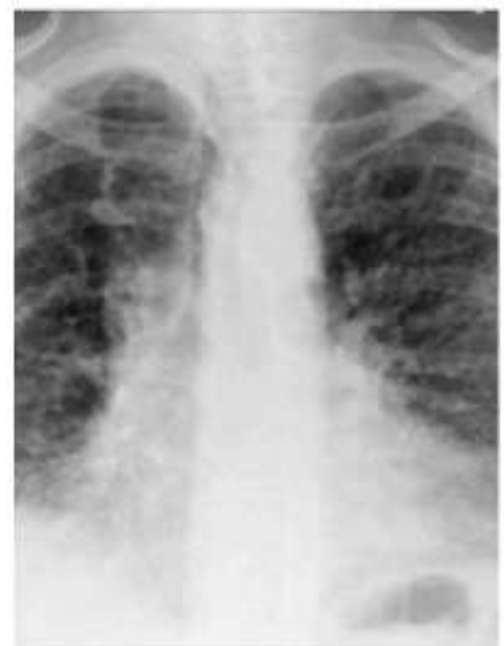
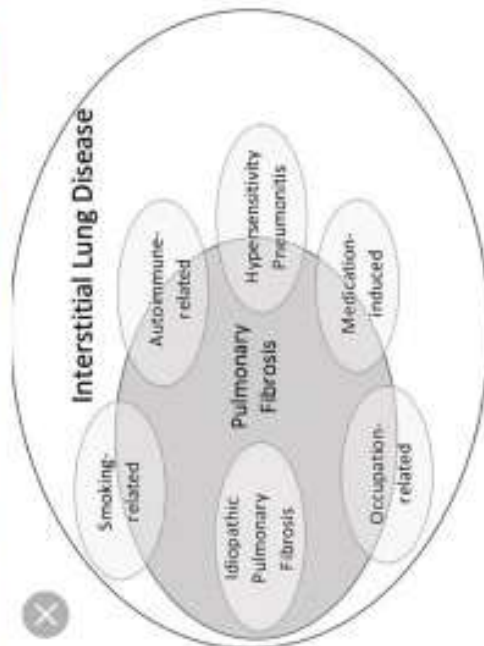
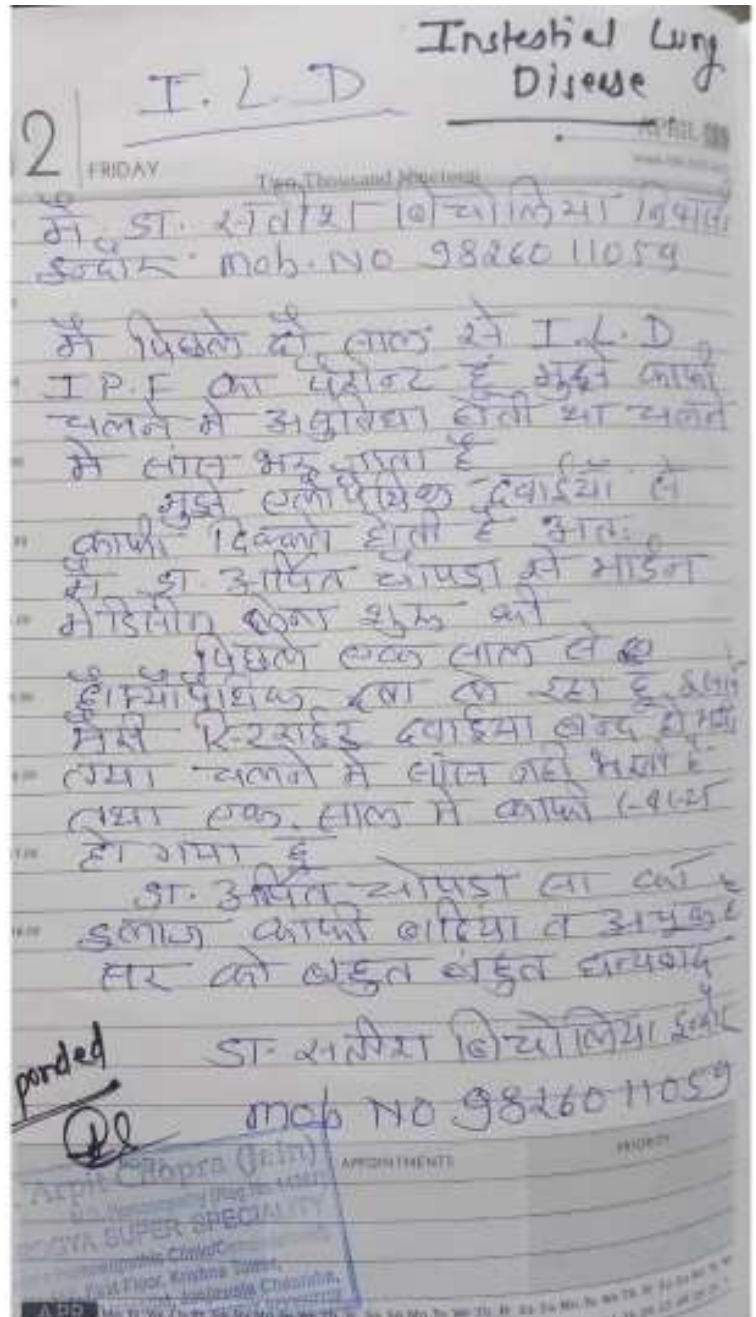
A group of disorders that cause progressive scarring of lung tissue.

Rare

Fewer than 1 million cases per year (India)

- Requires a medical diagnosis
- Lab tests or imaging always required
- Chronic: can last for years or be lifelong

Interstitial lung disease may be caused by long-term exposure to hazardous materials, such as asbestos or coal dust, or it can be caused by an auto-immune disease such as rheumatoid arthritis. Once lung scarring occurs, it's generally irreversible.





SHARITA KUMARI

REG NO: P110001128
Age: 43 Years Sex: Male

Reference: Dr. S. K. SHARMA
Sample Collected At:
HEALTH FORUM CLINIC
211 SHARDAJUNG, SOUTH PUNE,
INDIA, 411004
Date: 20/01/2024

REQ: P110011884
Requested On:
20/01/2024 08:50 PM
Collected On:
20/01/2024
Reported On:
20/01/2024 12:11 PM

Investigation	Observed Value	Unit	Biological Reference Interval
CPK-Creatine Phospho Kinase	6200	U/L	31-152

Interpretation: The major sources of CPK activity are skeletal muscle, myocardium & brain. CPK levels are used for diagnosing and monitoring of myocardial infarction (MI) and myocardial pain as progressive. Sufferers muscular dystrophy, Exercise and muscle trauma can elevate CPK values. Presence of recent CK may elevate CPK levels.

CK-MB (MB fraction of Creatine Kinase)	Mean SD	Unit	< 25
CK-MB (MB fraction of Creatine Kinase)	Mean SD	U/L	< 25

1) The quantitative of CK-MB levels is useful as an aid in the diagnosis of myocardial infarction.
2) Other condition causing elevated CK-MB levels include skeletal muscle trauma, all polymyositis, Duchenne's muscular dystrophy, myocardial infarction, myocarditis, drug, toxicosis, alcoholism, trauma, or chronic alcohol poisoning.

-- End of Report --

Page 1 of 1

Dr. Anurag Chandra
Chief Pathologist
HEALTH FORUM



SHARITA KUMARI

REG NO: P110001128
Age: 43 Years Sex: Male

Reference: Dr. S. K. SHARMA
Sample Collected At:
HEALTH FORUM CLINIC
211 SHARDAJUNG, SOUTH PUNE,
INDIA, 411004
Date: 20/01/2024

TEST REPORT
Requested On:
20/01/2024 11:24 AM
Collected On:
20/01/2024 11:24 AM
Reported On:
20/01/2024 01:21 PM

Investigation	Observed Value	Unit	Biological Reference Interval
CPK-Creatine Phospho Kinase	1200	U/L	31-152

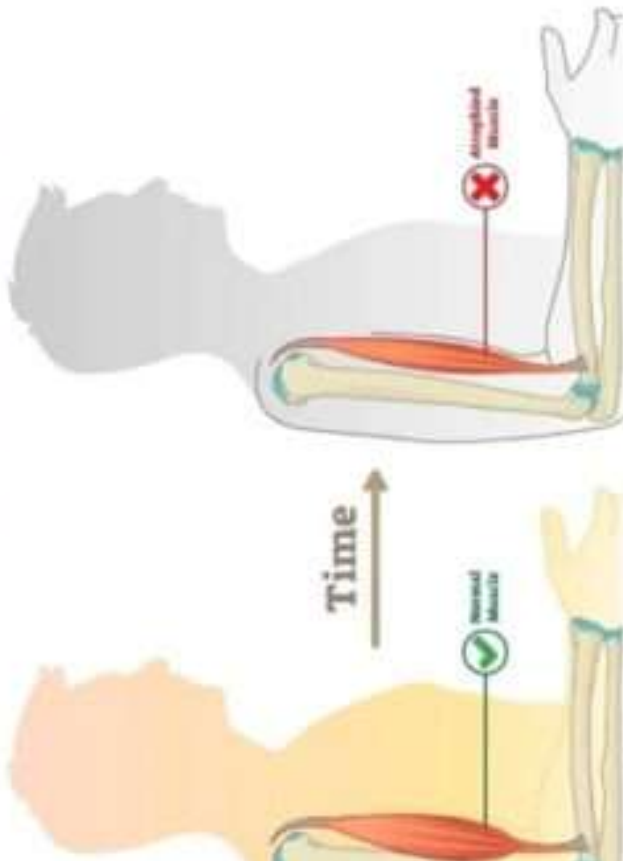
Interpretation: The major sources of CPK activity are skeletal muscle, myocardium & brain. CPK levels are used for diagnosing and monitoring of myocardial infarction (MI) and myocardial pain as progressive. Sufferers muscular dystrophy, Exercise and muscle trauma can elevate CPK values. Presence of recent CK may elevate CPK levels.

-- End of Report --

Page 1 of 1

Dr. Anurag Chandra
Chief Pathologist
HEALTH FORUM

MUSCULAR DYSTROPHY



02/5 MUSCULAR DYSTROPHY

My son is having a problem
Left MD which is not
possible to completely cure
by any medical but
it can be control by modern
Hereditary treatment. I
found 10% result well satisfa-
ctory and giving continue
treatment for my son
In future future result
will be share.

Respected
BABY

Dr. Anurag Chandra
Chief Pathologist
HEALTH FORUM

Dr. Anurag Chandra
Chief Pathologist
HEALTH FORUM

Before treatment Δ muscular dystrophy ✓



K. K. PATHOLOGY LABORATORY

80-81, "Chanakya Complex", Yeshwant Niwas Road, Indore (M.P.) Phone : 0731-2430142, 2430154

Patient Name : MASTER YASH SUNVAIYA 030514-021 Age/Sex : 5 Years /M
Ref. By : DR SELF Date : 03-05-2014

BIOCHEMISTRY

CK (CPK) 20,000 IU/L 55 - 170 IU/L
IFCC KINETIC (NAC ACTIVATED)



DHANVANTARI **After Treatment** PATHOLOGY LABORATORY

Dr. R. Thakur
M.D.
(Pathologist)

98/11, Nanda Nagar, Near R.K. Bakery, MR-9, INDORE
Mob. : 7869698691, 9425371202

Patient Name : MAST. YASH SUNVAIYA Age/Sex: 08 Yrs/M
Referred By : DR. HEMANT S. CHOUHAN BAMS Date: - 17/04/2015

BLOOD EXAMINATION

TEST	RESULT	NORMAL RANGE
CPK- NEC	<u>10,500.0</u>	25 - 200 U/L

Aarogya Super Spec...

आरोग्य सुपर स्पेशलिटी मॉडर्न होम्योपैथीक क्लिनिक
AAROGYA SUPER SPECIALITY MODERN HOMOEOPATHIC CLINIC

विभिन्न रोगों के लिए विशेषज्ञता: Vitiligo, Leucoderma, Vitiligo Patient, Leucoderma, Vitiligo Responded, Leucoderma, Vitiligo & Thyroid, Vitiligo White Spots Patient, Vitiligo Responded, Leucoderma, Vitiligo Responded.

विजन ऑफ इम्पॉसिबल इज पोसिबल

Dr. Arpit Chopra (Jain)
M.D. HOMOEOPATHY
PHYSICAL & MEDICAL DISEASES SPECIALIST
9907527914, 9713092737

विशेषज्ञता:
केसर, किडनी फेलियर, अत्यंत लंबे समय से नहीं ठीक होने का उपचार, कोमा, ऑटो इम्यून रोग, शल्य चिकित्सा योग्य रोग, हायपोथायराइडिज्म, एलर्जी, बालों का झड़ना, एजीमा, सोरायसिस, व्यवस्त मुक्ति, चर्म रोग, एसीडीटी, मोटापा, ल्यूकोडर्मा, गाइप्रिन, युवतरंग, पंचरी, मानसिकतात्मिक प्रतिपत्ति, लक्षण परिवर्तन

Common
More than 1 million cases per year (India)
Treatment can help, but this condition can't be cured

Before Treatment

After Modern Homoeopathy Treatment



केसर • किडनी फेलियर • अत्यंत लंबे समय से नहीं ठीक होने का उपचार • कोमा • शल्य चिकित्सा योग्य रोग • ऑटो इम्यून रोग • जीवमंडर दवाएं लेने वाले रोगों की रोकथाम का उच्च प्रकार के आरोग्य जटिल रोगों की चिकित्सा

आरोग्य सुपर स्पेशलिटी मॉडर्न होम्योपैथीक क्लिनिक
आरोग्य • अत्यंत लंबे समय से नहीं ठीक होने का उपचार • कोमा • शल्य चिकित्सा योग्य रोग • ऑटो इम्यून रोग • जीवमंडर दवाएं लेने वाले रोगों की रोकथाम का उच्च प्रकार के आरोग्य जटिल रोगों की चिकित्सा

122, 123, 124, 125, 126, 127, 128, 129, 130, 131, 132, 133, 134, 135, 136, 137, 138, 139, 140, 141, 142, 143, 144, 145, 146, 147, 148, 149, 150, 151, 152, 153, 154, 155, 156, 157, 158, 159, 160, 161, 162, 163, 164, 165, 166, 167, 168, 169, 170, 171, 172, 173, 174, 175, 176, 177, 178, 179, 180, 181, 182, 183, 184, 185, 186, 187, 188, 189, 190, 191, 192, 193, 194, 195, 196, 197, 198, 199, 200, 201, 202, 203, 204, 205, 206, 207, 208, 209, 210, 211, 212, 213, 214, 215, 216, 217, 218, 219, 220, 221, 222, 223, 224, 225, 226, 227, 228, 229, 230, 231, 232, 233, 234, 235, 236, 237, 238, 239, 240, 241, 242, 243, 244, 245, 246, 247, 248, 249, 250, 251, 252, 253, 254, 255, 256, 257, 258, 259, 260, 261, 262, 263, 264, 265, 266, 267, 268, 269, 270, 271, 272, 273, 274, 275, 276, 277, 278, 279, 280, 281, 282, 283, 284, 285, 286, 287, 288, 289, 290, 291, 292, 293, 294, 295, 296, 297, 298, 299, 300, 301, 302, 303, 304, 305, 306, 307, 308, 309, 310, 311, 312, 313, 314, 315, 316, 317, 318, 319, 320, 321, 322, 323, 324, 325, 326, 327, 328, 329, 330, 331, 332, 333, 334, 335, 336, 337, 338, 339, 340, 341, 342, 343, 344, 345, 346, 347, 348, 349, 350, 351, 352, 353, 354, 355, 356, 357, 358, 359, 360, 361, 362, 363, 364, 365, 366, 367, 368, 369, 370, 371, 372, 373, 374, 375, 376, 377, 378, 379, 380, 381, 382, 383, 384, 385, 386, 387, 388, 389, 390, 391, 392, 393, 394, 395, 396, 397, 398, 399, 400, 401, 402, 403, 404, 405, 406, 407, 408, 409, 410, 411, 412, 413, 414, 415, 416, 417, 418, 419, 420, 421, 422, 423, 424, 425, 426, 427, 428, 429, 430, 431, 432, 433, 434, 435, 436, 437, 438, 439, 440, 441, 442, 443, 444, 445, 446, 447, 448, 449, 450, 451, 452, 453, 454, 455, 456, 457, 458, 459, 460, 461, 462, 463, 464, 465, 466, 467, 468, 469, 470, 471, 472, 473, 474, 475, 476, 477, 478, 479, 480, 481, 482, 483, 484, 485, 486, 487, 488, 489, 490, 491, 492, 493, 494, 495, 496, 497, 498, 499, 500, 501, 502, 503, 504, 505, 506, 507, 508, 509, 510, 511, 512, 513, 514, 515, 516, 517, 518, 519, 520, 521, 522, 523, 524, 525, 526, 527, 528, 529, 530, 531, 532, 533, 534, 535, 536, 537, 538, 539, 540, 541, 542, 543, 544, 545, 546, 547, 548, 549, 550, 551, 552, 553, 554, 555, 556, 557, 558, 559, 560, 561, 562, 563, 564, 565, 566, 567, 568, 569, 570, 571, 572, 573, 574, 575, 576, 577, 578, 579, 580, 581, 582, 583, 584, 585, 586, 587, 588, 589, 590, 591, 592, 593, 594, 595, 596, 597, 598, 599, 600, 601, 602, 603, 604, 605, 606, 607, 608, 609, 610, 611, 612, 613, 614, 615, 616, 617, 618, 619, 620, 621, 622, 623, 624, 625, 626, 627, 628, 629, 630, 631, 632, 633, 634, 635, 636, 637, 638, 639, 640, 641, 642, 643, 644, 645, 646, 647, 648, 649, 650, 651, 652, 653, 654, 655, 656, 657, 658, 659, 660, 661, 662, 663, 664, 665, 666, 667, 668, 669, 670, 671, 672, 673, 674, 675, 676, 677, 678, 679, 680, 681, 682, 683, 684, 685, 686, 687, 688, 689, 690, 691, 692, 693, 694, 695, 696, 697, 698, 699, 700, 701, 702, 703, 704, 705, 706, 707, 708, 709, 710, 711, 712, 713, 714, 715, 716, 717, 718, 719, 720, 721, 722, 723, 724, 725, 726, 727, 728, 729, 730, 731, 732, 733, 734, 735, 736, 737, 738, 739, 740, 741, 742, 743, 744, 745, 746, 747, 748, 749, 750, 751, 752, 753, 754, 755, 756, 757, 758, 759, 760, 761, 762, 763, 764, 765, 766, 767, 768, 769, 770, 771, 772, 773, 774, 775, 776, 777, 778, 779, 780, 781, 782, 783, 784, 785, 786, 787, 788, 789, 790, 791, 792, 793, 794, 795, 796, 797, 798, 799, 800, 801, 802, 803, 804, 805, 806, 807, 808, 809, 810, 811, 812, 813, 814, 815, 816, 817, 818, 819, 820, 821, 822, 823, 824, 825, 826, 827, 828, 829, 830, 831, 832, 833, 834, 835, 836, 837, 838, 839, 840, 841, 842, 843, 844, 845, 846, 847, 848, 849, 850, 851, 852, 853, 854, 855, 856, 857, 858, 859, 860, 861, 862, 863, 864, 865, 866, 867, 868, 869, 870, 871, 872, 873, 874, 875, 876, 877, 878, 879, 880, 881, 882, 883, 884, 885, 886, 887, 888, 889, 890, 891, 892, 893, 894, 895, 896, 897, 898, 899, 900, 901, 902, 903, 904, 905, 906, 907, 908, 909, 910, 911, 912, 913, 914, 915, 916, 917, 918, 919, 920, 921, 922, 923, 924, 925, 926, 927, 928, 929, 930, 931, 932, 933, 934, 935, 936, 937, 938, 939, 940, 941, 942, 943, 944, 945, 946, 947, 948, 949, 950, 951, 952, 953, 954, 955, 956, 957, 958, 959, 960, 961, 962, 963, 964, 965, 966, 967, 968, 969, 970, 971, 972, 973, 974, 975, 976, 977, 978, 979, 980, 981, 982, 983, 984, 985, 986, 987, 988, 989, 990, 991, 992, 993, 994, 995, 996, 997, 998, 999, 1000

आरोग्य सुपर स्पेशलिटी मॉडर्न होम्योपैथीक क्लिनिक
आरोग्य • अत्यंत लंबे समय से नहीं ठीक होने का उपचार • कोमा • शल्य चिकित्सा योग्य रोग • ऑटो इम्यून रोग • जीवमंडर दवाएं लेने वाले रोगों की रोकथाम का उच्च प्रकार के आरोग्य जटिल रोगों की चिकित्सा

22, 23, 24, 25, 26, 27, 28, 29, 30, 31, 32, 33, 34, 35, 36, 37, 38, 39, 40, 41, 42, 43, 44, 45, 46, 47, 48, 49, 50, 51, 52, 53, 54, 55, 56, 57, 58, 59, 60, 61, 62, 63, 64, 65, 66, 67, 68, 69, 70, 71, 72, 73, 74, 75, 76, 77, 78, 79, 80, 81, 82, 83, 84, 85, 86, 87, 88, 89, 90, 91, 92, 93, 94, 95, 96, 97, 98, 99, 100, 101, 102, 103, 104, 105, 106, 107, 108, 109, 110, 111, 112, 113, 114, 115, 116, 117, 118, 119, 120, 121, 122, 123, 124, 125, 126, 127, 128, 129, 130, 131, 132, 133, 134, 135, 136, 137, 138, 139, 140, 141, 142, 143, 144, 145, 146, 147, 148, 149, 150, 151, 152, 153, 154, 155, 156, 157, 158, 159, 160, 161, 162, 163, 164, 165, 166, 167, 168, 169, 170, 171, 172, 173, 174, 175, 176, 177, 178, 179, 180, 181, 182, 183, 184, 185, 186, 187, 188, 189, 190, 191, 192, 193, 194, 195, 196, 197, 198, 199, 200, 201, 202, 203, 204, 205, 206, 207, 208, 209, 210, 211, 212, 213, 214, 215, 216, 217, 218, 219, 220, 221, 222, 223, 224, 225, 226, 227, 228, 229, 230, 231, 232, 233, 234, 235, 236, 237, 238, 239, 240, 241, 242, 243, 244, 245, 246, 247, 248, 249, 250, 251, 252, 253, 254, 255, 256, 257, 258, 259, 260, 261, 262, 263, 264, 265, 266, 267, 268, 269, 270, 271, 272, 273, 274, 275, 276, 277, 278, 279, 280, 281, 282, 283, 284, 285, 286, 287, 288, 289, 290, 291, 292, 293, 294, 295, 296, 297, 298, 299, 300, 301, 302, 303, 304, 305, 306, 307, 308, 309, 310, 311, 312, 313, 314, 315, 316, 317, 318, 319, 320, 321, 322, 323, 324, 325, 326, 327, 328, 329, 330, 331, 332, 333, 334, 335, 336, 337, 338, 339, 340, 341, 342, 343, 344, 345, 346, 347, 348, 349, 350, 351, 352, 353, 354, 355, 356, 357, 358, 359, 360, 361, 362, 363, 364, 365, 366, 367, 368, 369, 370, 371, 372, 373, 374, 375, 376, 377, 378, 379, 380, 381, 382, 383, 384, 385, 386, 387, 388, 389, 390, 391, 392, 393, 394, 395, 396, 397, 398, 399, 400, 401, 402, 403, 404, 405, 406, 407, 408, 409, 410, 411, 412, 413, 414, 415, 416, 417, 418, 419, 420, 421, 422, 423, 424, 425, 426, 427, 428, 429, 430, 431, 432, 433, 434, 435, 436, 437, 438, 439, 440, 441, 442, 443, 444, 445, 446, 447, 448, 449, 450, 451, 452, 453, 454, 455, 456, 457, 458, 459, 460, 461, 462, 463, 464, 465, 466, 467, 468, 469, 470, 471, 472, 473, 474, 475, 476, 477, 478, 479, 480, 481, 482, 483, 484, 485, 486, 487, 488, 489, 490, 491, 492, 493, 494, 495, 496, 497, 498, 499, 500, 501, 502, 503, 504, 505, 506, 507, 508, 509, 510, 511, 512, 513, 514, 515, 516, 517, 518, 519, 520, 521, 522, 523, 524, 525, 526, 527, 528, 529, 530, 531, 532, 533, 534, 535, 536, 537, 538, 539, 540, 541, 542, 543, 544, 545, 546, 547, 548, 549, 550, 551, 552, 553, 554, 555, 556, 557, 558, 559, 560, 561, 562, 563, 564, 565, 566, 567, 568, 569, 570, 571, 572, 573, 574, 575, 576, 577, 578, 579, 580, 581, 582, 583, 584, 585, 586, 587, 588, 589, 590, 591, 592, 593, 594, 595, 596, 597, 598, 599, 600, 601, 602, 603, 604, 605, 606, 607, 608, 609, 610, 611, 612, 613, 614, 615, 616, 617, 618, 619, 620, 621, 622, 623, 624, 625, 626, 627, 628, 629, 630, 631, 632, 633, 634, 635, 636, 637, 638, 639, 640, 641, 642, 643, 644, 645, 646, 647, 648, 649, 650, 651, 652, 653, 654, 655, 656, 657, 658, 659, 660, 661, 662, 663, 664, 665, 666, 667, 668, 669, 670, 671, 672, 673, 674, 675, 676, 677, 678, 679, 680, 681, 682, 683, 684, 685, 686, 687, 688, 689, 690, 691, 692, 693, 694, 695, 696, 697, 698, 699, 700, 701, 702, 703, 704, 705, 706, 707, 708, 709, 710, 711, 712, 713, 714, 715, 716, 717, 718, 719, 720, 721, 722, 723, 724, 725, 726, 727, 728, 729, 730, 731, 732, 733, 734, 735, 736, 737, 738, 739, 740, 741, 742, 743, 744, 745, 746, 747, 748, 749, 750, 751, 752, 753, 754, 755, 756, 757, 758, 759, 760, 761, 762, 763, 764, 765, 766, 767, 768, 769, 770, 771, 772, 773, 774, 775, 776, 777, 778, 779, 780, 781, 782, 783, 784, 785, 786, 787, 788, 789, 790, 791, 792, 793, 794, 795, 796, 797, 798, 799, 800, 801, 802, 803, 804, 805, 806, 807, 808, 809, 810, 811, 812, 813, 814, 815, 816, 817, 818, 819, 820, 821, 822, 823, 824, 825, 826, 827, 828, 829, 830, 831, 832, 833, 834, 835, 836, 837, 838, 839, 840, 841, 842, 843, 844, 845, 846, 847, 848, 849, 850, 851, 852, 853, 854, 855, 856, 857, 858, 859, 860, 861, 862, 863, 864, 865, 866, 867, 868, 869, 870, 871, 872, 873, 874, 875, 876, 877, 878, 879, 880, 881, 882, 883, 884, 885, 886, 887, 888, 889, 890, 891, 892, 893, 894, 895, 896, 897, 898, 899, 900, 901, 902, 903, 904, 905, 906, 907, 908, 909, 910, 911, 912, 913, 914, 915, 916, 917, 918, 919, 920, 921, 922, 923, 924, 925, 926, 927, 928, 929, 930, 931, 932, 933, 934, 935, 936, 937, 938, 939, 940, 941, 942, 943, 944, 945, 946, 947, 948, 949, 950, 951, 952, 953, 954, 955, 956, 957, 958, 959, 960, 961, 962, 963, 964, 965, 966, 967, 968, 969, 970, 971, 972, 973, 974, 975, 976, 977, 978, 979, 980, 981, 982, 983, 984, 985, 986, 987, 988, 989, 990, 991, 992, 993, 994, 995, 996, 997, 998, 999, 1000

आरोग्य सुपर स्पेशलिटी मॉडर्न होम्योपैथीक क्लिनिक

सफेद दाग त्वचा रोग
VITILIGO SKIN DISEASE

DR. ARPIT CHOPRA JAIN
M.D. HOMOEOPATHY & PHYSICAL & MEDICAL DISEASES SPECIALIST

2:59

ADDRESS: 161, 162, 163, 164, KRISHNA TOWER, JANJEEWALA SQUARE, IN FRONT CURRYWELL HOSPITAL ROAD, NEW PALASIA, INDORE, MADHYA PRADESH 473005

Title
Vitiligo Leucoderma Disease responded Patient by Dr Arpit Chopra Jain Modern Homoeopathy Indore

संघर्ष से सिद्धि तक: डॉ. अर्पित चोपड़ा जैन ने रखा चिकित्सा सेवा का इतिहास

डॉ. अर्पित चोपड़ा जैन
M.D. HOMOEOPATHY & PHYSICAL & MEDICAL DISEASES SPECIALIST

आरोग्य सुपर स्पेशलिटी मॉडर्न होम्योपैथीक क्लिनिक

AAROGYA SUPER SPECIALITY MODERN HOMOEOPATHIC CLINIC





DR ARPIT CHOPRA JAIN
MD HOMOEOPATHY, ENTICAL & SURGICAL DISEASES SPECIALIST

91 99075-27914, +91 97130-92737, +91 97130-37737, +91 93404-95872, +91 79999-78894. Call

Description

**Rheumatoid Arthritis में सुधार -
Mandsaur से मरीज ने Homeopathy
पर दिखाया भरोसा**

The collage features several social media posts from YouTube and Practo, along with website snippets. Key elements include:

- YouTube video thumbnails with titles like "Responded Arthritis Patient...", "Arthritis Patient Treated By...", "Rheumatoid Arthritis Cured...", and "Arthritis की जड़ से छान कीजिए..."
- Practo posts from "Dr. Arpit Chopra" and "Aarogya Super Speciality..."
- Website banners for "Aarogya Super Speciality Modern Homoeopathic Clinic" with contact information.
- Text in Hindi such as "सबसेस स्टेरी Rheumatoid Arthritis रुमेटी गठिया" and "RHEUMATOID ARTHRITIS.."

**Arthritis Joint pain जोड़ों में दर्द
Patient responded By Dr. Arpit
Chopra Jain A... Read more**

आरोग्य सुपर स्पेशलिटी मॉडर्न होम्योपैथीक क्लिनिक
AAROGYA SUPER SPECIALITY MODERN HOMOEOPATHIC CLINIC

वेक्टर, विकसित केरियर, अवसरों में लक्ष्य को ही नहीं लक्ष्य को प्राप्त करवाता, कोशिश, सफल विचारों को लागू करवाता, अवसरों को पहचानता, सफलता हासिल करता है।

0735 4277076 +91 79999-78894, +91 97130-92737, +91 93404-95872, +91 99075-27914 +91 97130-37737, +91 80451-30333, +91 78229-33892

Address: 101, 102, 103, 104, Krishna Tower, Jangporewala Square, in front of
Coronary Hospital Road, New Palasia, Indore, Madhya Pradesh-473002

Email: arpit Chopra23@gmail.com

DR. ARPIT CHOPRA JAIN
MD HOMOEOPATHY & ENTICAL & SURGICAL DISEASES SPECIALIST



आरोग्य सुपर स्पेशलिटी मॉडर्न होम्योपैथिक क्लिनिक

मन की बात

Morphea localized Scleroderma Skin Autoimmune



SUBSCRIBE

Dr. Arpit Chopra Jain
MD (Aerogya Super) (M.D.) (M.D.) (M.D.) (M.D.)

Morphea localized Scleroderma Skin...

Watch >



Pathology | Microbiology | Specialized Pathology
Molecular Pathology, Histopathology | Digital X-Ray
Digital Mammography | Color Doppler | Echo
3.3T MRI | 50 Slice CT Scan | 3D-4D

Patient Name	BABY LATIKA CHANDRA	Registered On	12-Apr-2024 02:33 PM
Age/Gender	8 Years / Female	Sample Collected On	12-Apr-2024 03:01 PM
Ref. By	DR. ARPIT CHOPRA JAIN	Sample Reported On	13-Apr-2024 04:08 PM
Patient ID	120424017	Sample ID	A

ANA(ANTI NUCLEAR ANTIBODY) BY IFA

Test Name	Observed Value	Unit	Bio Ref. Interval
Dilution	1:100		
Pattern ANA	Nuclear Speckled		
Intensity	Intensity (++)		
Titre	1:100 to 1:320		
Interpretation	Low Positive		
Suspected autoan specificity	Sm, RNP, Scl-70, SS-b and others		
Clinical significance	SLE, MCTD, Scleroderma, Sjogren-Sicca complex syndrome and other connective tissue disease		

Sample type - Serum

Controlled antibody selected ANA profile

Method

Indirect immunofluorescence by using human epithelial cells (HEp-2) and protein free

Comments

ANA are generic protein type of antibodies found in patients with autoimmune disorders. It is directed against various nuclear components.

++ Positive - Mild Positive, clinically significant

± Positive - Mild Positive, weak clinical condition

± Positive - Significant Positive, weak clinical condition

± Positive - Strong Positive, highly suggestive of collagen vascular disease

* A low estimation helps with regular follow up of patient's to treatment response

END OF REPORT

Before treatment

Page 2 of 2

This is electronically authenticable report



Dr. Harsh Jakharia, MD(Path)
International Dermatopathology F
Consultant Pathologist & Dermatologist

Scan QR Code to check authenticity of this Report

237, Anoop Nagar, Near LIG Circle, Indore (M.P.) Mobile : +91 91091 81041

Morphea (localized scleroderma)


Typical progression of skin lesions:
Affected skin begins as a discolored area (red or purple) that fades and becomes white and sclerotic.

Examples of symptoms:
Discolored (red, purple or white) patches on face, neck or legs.

Localized scleroderma

Before Treatment

After Dr Arpit Chopra Jain Modern Homoeopathy



Lab Address: P No 104, 1st floor, Badihanga, Near Dr. Bhai Tempoo Hospital, Indore (M.P.)
CIN No: 29M4900120000170

Name	Miss. LATIKA CHANDRA	Reg. No.	022288030044
Sample ID	02228803	SPF Code	SPF_05_077
Age/Gender	8 Years/Female	Collected On	12-Apr-2024 03:01 PM
Referred by	Dr. ARPIT	Reported On	13-Apr-2024 04:08 PM
Referring Customer	Dr. N. PATEL'S HOSPITAL	Reported By	Dr. Arpit Jain
Primary Test(s)	ANA Blood	Reported On	13-Apr-2024 04:08 PM
Sample Test(s)	Serum	Report Status	Final Report
Client Address			

IMMUNOLOGY & SEROLOGY

Test Name	Results	Units	Biological Reference Interval
Anti Nuclear Antibody(ANA)	5.00	Index	Negative <=0.90
ANA titer	1:100		1:100 to 1:320
ANA pattern	Nuclear Speckled		

Interpretation:

- A positive result indicates an autoimmune disorder has been found.
- A positive result indicates you are likely to have autoimmune disease such as autoimmune thyroiditis, autoimmune thyroid disease, systemic lupus erythematosus, polymyositis or dermatomyositis, and others.
- ANA can be a benign group of antibodies that appear under the microscope. ANA can have antibodies to the same proteins as those that cause autoimmune diseases, but it can also be a benign group of antibodies that appear under the microscope. ANA can be a benign group of antibodies that appear under the microscope. ANA can be a benign group of antibodies that appear under the microscope.
- ANA can be a benign group of antibodies that appear under the microscope. ANA can be a benign group of antibodies that appear under the microscope. ANA can be a benign group of antibodies that appear under the microscope.
- ANA can be a benign group of antibodies that appear under the microscope. ANA can be a benign group of antibodies that appear under the microscope. ANA can be a benign group of antibodies that appear under the microscope.

During Dr.Arpit Chopra Jain Aarogya Super Speciality Modern Homoeopathy treatment



डॉ. अर्पित चौपड़ा जैन: एक नाम, जो बना भरसे और सेवा का पर्याय

श्री. अर्पित चौपड़ा जैन, आरोग्य सुपर स्पेशलिटी मॉडर्न होम्योपैथिक क्लिनिक, इंदौर

एक नाम, जो बना भरसे और सेवा का पर्याय। डॉ. अर्पित चौपड़ा जैन, आरोग्य सुपर स्पेशलिटी मॉडर्न होम्योपैथिक क्लिनिक, इंदौर।

डॉ. अर्पित चौपड़ा जैन का जीवन का संक्षेप

डॉ. अर्पित चौपड़ा जैन का जीवन का संक्षेप। डॉ. अर्पित चौपड़ा जैन का जीवन का संक्षेप।

डॉ. अर्पित चौपड़ा जैन का जीवन का संक्षेप

डॉ. अर्पित चौपड़ा जैन का जीवन का संक्षेप। डॉ. अर्पित चौपड़ा जैन का जीवन का संक्षेप।

डॉ. अर्पित चौपड़ा जैन का जीवन का संक्षेप

डॉ. अर्पित चौपड़ा जैन का जीवन का संक्षेप। डॉ. अर्पित चौपड़ा जैन का जीवन का संक्षेप।



AAROGYA SUPER SPECIALITY MODERN HOMOEOPATHIC CLINIC™



DR ARPIT CHOPRA JAIN
(MD HOMOEOPATHY CRITICAL & SURGICAL DISEASE SPECIALIST)



CURED THYROID & RHEUMATOID ARTHRITIS
PATIENT FROM INDORE



THYROID

Cancer, Kidney Failure, Critical Hospitalized Patients, Coma, Surgical Disease, Aplastic Anemia, M



रुमेटोलॉजी का होम्योपैथी से इलाज



प्रोफेसर डॉक्टर अर्पित चोपड़ा जैन Dr. Arpit Chopra Jain
MD Homoeopathy

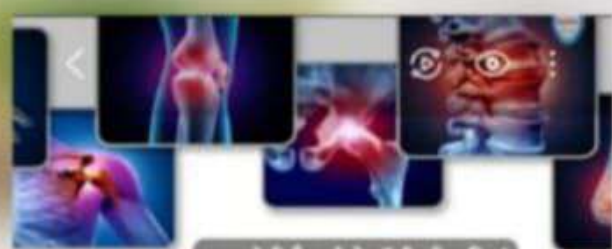
एच.टी. होम्योपैथी, क्रिटिकल एवं सर्जिकल डिस्चिज स्पेशलिस्ट, आधुनिक होम्योपैथी के अविष्कारक

आरोग्य सुपरस्पेशलिटी मॉडर्न होम्योपैथीक क्लिनिक

102, 103, 104, प्रथम मंजिल, कृष्णा टावर, ककोरवेल हॉस्पिटल के सामने, जंजीरवाड़ा, ग्वाल्हरी, इंदौर म.प्र. **3:40**

39:12

RHEUMATOLOGY ORTHOPEDIC JOINT PAIN...



क्या होती है रुमेटोलॉजी बीमारियां

RHEUMATOLOGY ORTHOPEDIC JOINT PAIN जोड़ों में दर्द cured by D...



डॉ. अर्पित चोपड़ा जैन की आरोग्य सुपर स्पेशलिटी मॉडर्न होम्योपैथी, जिसने विश्व मग्न में लहराया परचम भारत के साथ-साथ अंतरराष्ट्रीय स्तर पर IIFA और विश्व में भी किया गया सम्मानित

Muscular dystrophy

Also called: MD

Overview

Symptoms

Treatments

Sp

Duchenne Muscular Dystrophy (DMD)

Most common form of MD, begins in progressive and severe form.



Complications may include:



What to Know About Types of Muscular Dystrophy

Duchenne (DMD)

- The most common type
- Begins between ages 2 and 5
- Affects lower limbs first
- Affects heart and respiratory muscles later on

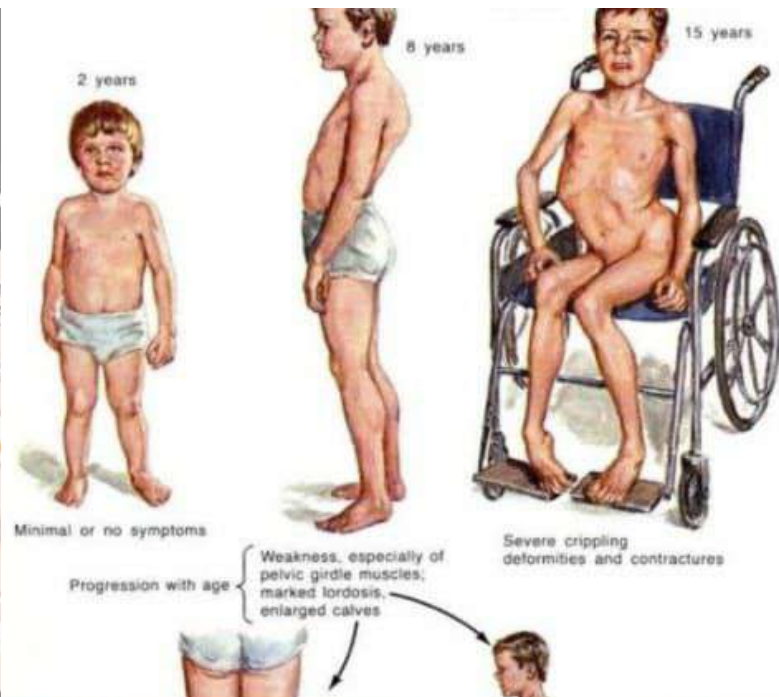


Becker

- Appears between ages 5 to 15
- Has slower progression than DMD
- Affects hips and pelvic area
- Causes muscle weakness that leads to a waddling gait



How Muscular Dystrophy Affects the Body



SHREE CLINICAL LABORATORY
Fully Computerised
Jai Bhole Complex Main Road Shani Chowk, Ashil
Tal Ashil Dist Bead Mu. 9421339541, 9269252631
Email: shreeclab@gmail.com

NAME : Mr. HARSHAL DEOKAR AGE : 5 Years SEX : Male
REF. BY : SELF DATE : 27-06-2025

BIOCHEMISTRY

TESTS	RESULTS	UNITS	REFERENCE RANGE
C.P.K.	3038.20	I.U./L	24 - 190

Before Treatment

SHREE CLINICAL LABORATORY
Fully Computerised
Jai Bhole Complex Main Road Shani Chowk, Ashil
Tal Ashil Dist Bead Mu. 9421339541, 9269252631
Email: shreeclab@gmail.com

NAME : Mr. HARSHAL DEOKAR AGE : 3 Years SEX : Male
REF. BY : SELF DATE : 28-06-2025

BIOCHEMISTRY

TESTS	RESULTS	UNITS	REFERENCE RANGE
C.P.K.	1151.0	I.U./L	24 - 190

During Dr Arpit Chopra Jain Modern Homoeopathy

Muscular dystrophy
Also called: MD

Overview Symptoms Treatments

A group of genetic diseases that cause progressive weakness and loss of muscle mass.

In muscular dystrophies, abnormal genes (mutations) lead to muscle degeneration. Most forms begin in childhood.

Before Treatment

After Dr Arpit Chopra Modern Homeopathy only 1 month treatment

Muscular dystrophy
Also called: MD

A group of genetic diseases that cause progressive weakness and loss of muscle mass.

In muscular dystrophies, abnormal genes (mutations) lead to muscle degeneration. Most forms begin in childhood.

After Dr Arpit Chopra Jain Modern Homeopathy

आरोग्य सुख स्थितिनिही मानव दुःखितोपदेवी

डॉ. अर्पित चोपरा, आरोग्य सुख स्थितिनिही मानव दुःखितोपदेवी

डॉ. अर्पित चोपरा, आरोग्य सुख स्थितिनिही मानव दुःखितोपदेवी



Interstitial lung disease

Also called: ILD

A group of disorders that cause progressive scarring of lung tissue.

Interstitial lung disease may be caused by long-term exposure to hazardous materials, such as asbestos or coal dust, or it can be caused by an auto-immune disease such as rheumatoid arthritis. Once lung scarring occurs, it's generally

क्या आप ILD से परेशान हैं

ILD को कैसे खत्म करें

Dr. Arpit Chhaya Jain
Treatment Of ILD By Modern Homeopathy

SODANI DIAGNOSTIC CLINIC

before Treatment

Age	55
Gender	Male
Weight	75 kg
Height	175 cm
Temp	37.5
Pulse	90
B.P.	130/80
SpO2	92
Respiratory rate	18
Heart rate	90
HRV	50
HRV Variability	10
HRV Standard Deviation	10
HRV Mean	50
HRV Min	40
HRV Max	60
HRV Range	20
HRV Median	50
HRV IQR	40-60
HRV P50	50
HRV P25	40
HRV P75	60
HRV P90	60
HRV P10	40
HRV P5	40
HRV P95	60
HRV P99	60
HRV P1	40
HRV P3	40
HRV P7	40
HRV P13	40
HRV P17	40
HRV P23	40
HRV P27	40
HRV P33	40
HRV P37	40
HRV P43	40
HRV P47	40
HRV P53	40
HRV P57	40
HRV P63	40
HRV P67	40
HRV P73	40
HRV P77	40
HRV P83	40
HRV P87	40
HRV P93	40
HRV P97	40
HRV P99	40
HRV P1	40
HRV P3	40
HRV P7	40
HRV P13	40
HRV P17	40
HRV P23	40
HRV P27	40
HRV P33	40
HRV P37	40
HRV P43	40
HRV P47	40
HRV P53	40
HRV P57	40
HRV P63	40
HRV P67	40
HRV P73	40
HRV P77	40
HRV P83	40
HRV P87	40
HRV P93	40
HRV P97	40
HRV P99	40

SODANI DIAGNOSTIC CLINIC

After Dr Arpit Chopra Jain Modern homeopathy

Age	55
Gender	Male
Weight	75 kg
Height	175 cm
Temp	37.5
Pulse	90
B.P.	130/80
SpO2	92
Respiratory rate	18
Heart rate	90
HRV	50
HRV Variability	10
HRV Standard Deviation	10
HRV Mean	50
HRV Min	40
HRV Max	60
HRV Range	20
HRV Median	50
HRV IQR	40-60
HRV P50	50
HRV P25	40
HRV P75	60
HRV P90	60
HRV P10	40
HRV P5	40
HRV P95	60
HRV P99	60
HRV P1	40
HRV P3	40
HRV P7	40
HRV P13	40
HRV P17	40
HRV P23	40
HRV P27	40
HRV P33	40
HRV P37	40
HRV P43	40
HRV P47	40
HRV P53	40
HRV P57	40
HRV P63	40
HRV P67	40
HRV P73	40
HRV P77	40
HRV P83	40
HRV P87	40
HRV P93	40
HRV P97	40
HRV P99	40

आरोग्य सुपर स्पेशलिटी मॉडर्न होमियोपैथिक क्लिनिक

आरोग्य सुपर स्पेशलिटी मॉडर्न होमियोपैथिक क्लिनिक

21:12

ILD INTERSTITIAL LUNG DISEASE

100% सफलता

Dr. Arpit Chopra Jain
Modern Homeopathy

मॉडर्न होमियोपैथी के द्वारा

ILD Lungs disease

Visit >

आरोग्य सुपर स्पेशलिटी मॉडर्न होमियोपैथिक क्लिनिक

केन्द्र में पाइब्रोसिस LUNGS FIBROSIS

Dr. Arpit Chopra Jain
Modern Homeopathy

Title
Lungs Fibrosis ILD Interstitial Lung Diseases को मिला Relief by Dr Arpit Chopra Modern Homoeopathy

आरोग्य सुपर स्पेशलिटी मॉडर्न होमियोपैथिक क्लिनिक

आरोग्य सुपर स्पेशलिटी मॉडर्न होमियोपैथिक क्लिनिक

डॉ. अर्पित चोपरा जैन

आरोग्य सुपर स्पेशलिटी मॉडर्न होमियोपैथिक क्लिनिक

डॉ. अर्पित चोपरा जैन

आरोग्य सुपर स्पेशलिटी मॉडर्न होमियोपैथिक क्लिनिक

After Dr Arpit Chopra Jain Modern Homeopathy

ILD Lungs disease POSITIVE ANA FACTOR TO NEGATIVE

Interstitium

Lungs - Aarogya Super Speciality M.

Interstitial Lung Disease / ILD / ILD

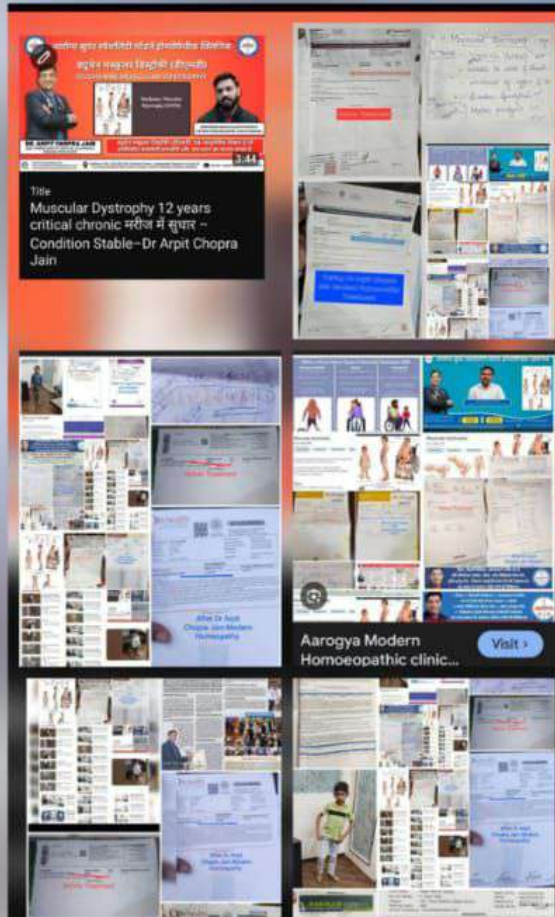
Interstitial Lung Disease ILD...

Visit >

TYPES OF MUSCULAR DYSTROPHY



असंभव को भी
संभव बना रहे हैं



आरोग्य सुपर स्पेशलिटी मॉडर्न होम्योपैथीक क्लिनिक

ड्यूचेन मस्क्युलर डिस्ट्रॉफी (डीएमडी)
DUCHENNE MUSCULAR DYSTROPHY

DR. ARPIT CHOPRA JAIN
MD HOMOEOPATHY, CRITICAL & SURGICAL, DISEASE SPECIALIST

कठोरन मस्क्युलर डिस्ट्रॉफी (डीएमडी) एक आवृत्तिक विकार है जो प्रगतिशील मांसपेशी कमजोरी और अच-घसन का कारण बनता है

3:44

Title
Muscular Dystrophy 12 years
critical chronic मरीज में सुधार -
Condition Stable-Dr Arpit Chopra
Jain

Before Treatment

MUSCULAR DYSTROPHY - sign
K Total - >1000 u/L (bilateral)
- unable to walk 1/2 hour
- weakness of upper 1/2
- lumbar spondylitis
- Motor paralysis

After Dr Arpit Chopra Jain Modern Homeopathy Treatment

Before Treatment

After Dr Arpit Chopra Jain Modern Homeopathy

What to Know About Types of Muscular Dystrophy (MD)

Duchenne's Disease Becker Limb-Girdle

Muscular dystrophy

Muscular dystrophy

After Dr Arpit Chopra Jain Modern Homeopathy

Visit >

Before Treatment

After 2 months Dr

Before Treatment

After Dr Arpit

SHIRAM

SHIRAM

SHIRAM

Mixed Connective Tissue Disease (MCTD)

What is it?

A rare autoimmune disorder with features of lupus, scleroderma, and polymyositis.

Symptoms:

- **General:** Fatigue, muscle weakness, joint pain and swelling
- **Skin:** Raynaud's phenomenon, rashes, swollen fingers
- **Organs:** Lung disease, esophageal dysfunction, heart complications

Diagnosis & Treatment:

- **Tests:** ANA, anti-U1 RNP antibodies

homeopathy practitioner at Aarogya Super Speciality Modern Homoeopathic Clinic in Indore, has shared numerous patient testimonials and case studies online claiming successful treatment of various autoimmune diseases, where **patients' Antinuclear Antibody (ANA) test results reportedly changed from positive to negative.**

These case studies and testimonials, many available on the clinic's website and YouTube channel, cover conditions such as:

- Lupus Nephritis
- Fibromyalgia
- Connective Tissue Disease

LABORATORY TEST REPORT

ANA Profile by Immunoblot

Nucleosome	Negative
Ds DNA	Negative
Histone	Negative
Sm	Negative
RNP	Negative
Scl-70	Positive
SSA/Ro 90K	Negative
SSA/Ro 52K	Negative
SSB/La	Negative
Scl70	Negative
Ku	Negative
Pm-Scl 100	Negative
M-2	Negative
Jo-1	Negative
PL-7	Negative
PL-12	Negative
SRP	Negative
Ribosomes P0	Negative
CENP-A/B	Negative

Before Treatment

SATYAM PATHOLOGY LABORATORY

ANA BLOT ASSAY

Test Name	Result	Unit	Ref. Range	Method
dS DNA	Negative	%	0.0(0-100%)	ELISA
Nucleosome	Negative	SLE	SLE	SLE
Histones	Negative	Drug Induced Lupus (DIL) / Rheumatoid arthritis (RA) / Sjogren's syndrome (SS) / Systemic sclerosis (SSc) / Mixed Connective Tissue Disease (MCTD)	SLE	SLE
Sm	Negative	Disseminated lupus erythematosus (DLE) / Systemic sclerosis (SSc) / Mixed Connective Tissue Disease (MCTD)	SLE	SLE
PANA (Proliferating Cell Nuclear Antigen)	Negative	SLE	SLE	SLE
SS-A/Ro52	Negative	Sjogren's syndrome	SLE	SLE
SS-A/Ro90	Negative	Sjogren's syndrome	SLE	SLE
SS-B/La	Negative	Sjogren's syndrome	SLE	SLE
CENP-B (Centromere Protein B)	Negative	Sjogren's syndrome	SLE	SLE
Scl-70	Negative	Sjogren's syndrome	SLE	SLE
U1-RNP	Negative	Sjogren's syndrome	SLE	SLE
AMA-M2 (Microsomal)	Negative	Sjogren's syndrome	SLE	SLE
Jo-1	Negative	Sjogren's syndrome	SLE	SLE

During Dr Arpit Chopra Jain Modern Homeopathy

SATYAM PATHOLOGY LABORATORY

ANA BLOT ASSAY

Test Name	Result	Unit	Ref. Range	Method
dS DNA	Negative	%	0.0(0-100%)	ELISA
Nucleosome	Negative	SLE	SLE	SLE
Histones	Negative	Drug Induced Lupus (DIL) / Rheumatoid arthritis (RA) / Sjogren's syndrome (SS) / Systemic sclerosis (SSc) / Mixed Connective Tissue Disease (MCTD)	SLE	SLE
Sm	Negative	Disseminated lupus erythematosus (DLE) / Systemic sclerosis (SSc) / Mixed Connective Tissue Disease (MCTD)	SLE	SLE
PANA (Proliferating Cell Nuclear Antigen)	Negative	SLE	SLE	SLE
SS-A/Ro52	Negative	Sjogren's syndrome	SLE	SLE
SS-A/Ro90	Negative	Sjogren's syndrome	SLE	SLE
SS-B/La	Negative	Sjogren's syndrome	SLE	SLE
CENP-B (Centromere Protein B)	Negative	Sjogren's syndrome	SLE	SLE
Scl-70	Negative	Sjogren's syndrome	SLE	SLE
U1-RNP	Negative	Sjogren's syndrome	SLE	SLE
AMA-M2 (Microsomal)	Negative	Sjogren's syndrome	SLE	SLE
Jo-1	Negative	Sjogren's syndrome	SLE	SLE

Indicates that the patient is likely to have a connective tissue disease, such as:

- Scleroderma-polymyositis overlap syndrome
- Systemic lupus erythematosus (SLE)
- Sjogren's syndrome
- Idiopathic lung fibrosis
- Systemic sclerosis (SSc)
- Undifferentiated connective tissue disease (UCTD)

After Dr Arpit Chopra Jain Modern Homeopathy

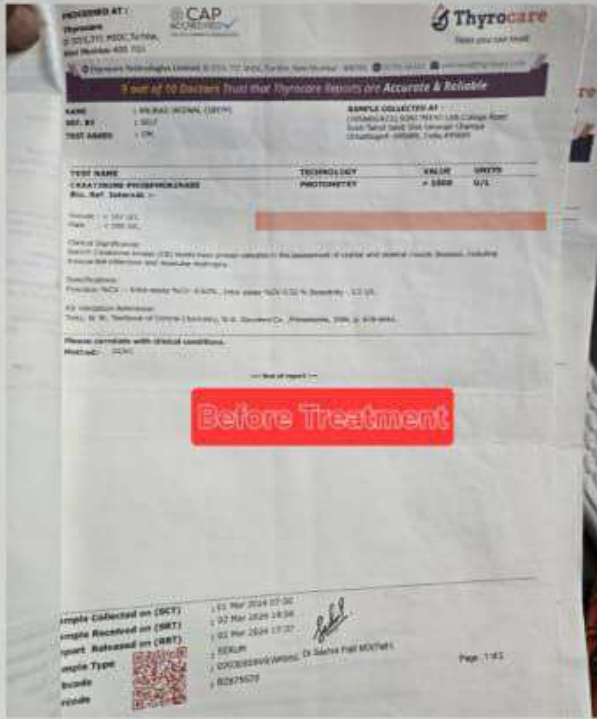
आरोग्य सुपर स्पेशलिटी मॉडर्न होम्योपैथिक क्लिनिक

AAROGYA SUPER SPECIALITY MODERN HOMOEOPATHIC CLINIC

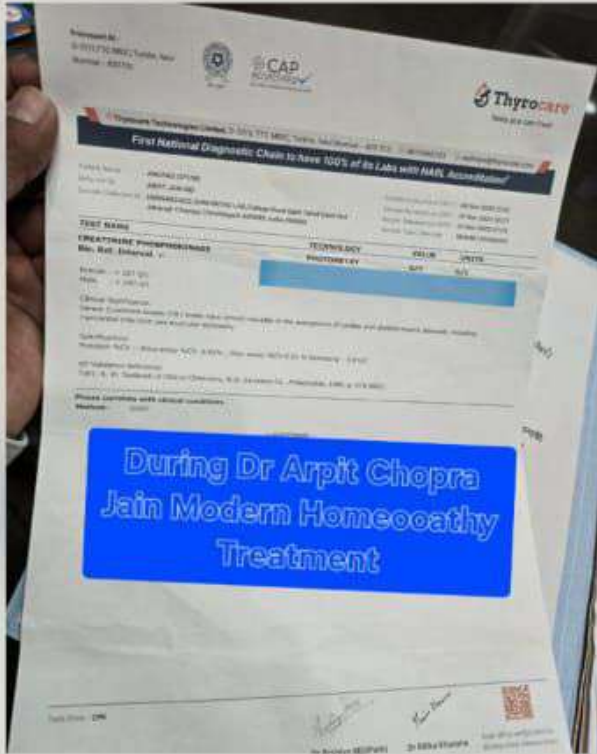
कैंसर, किडनी फेल्टियर, अस्पताल में गंभीर रूप से भर्ती मरीज का उपचार, कोमा, शल्य चिकित्सा योग्य ऑटोइम्यून रोग, अप्लास्टिक ऐनीमिया, मस्कुलर डिस्टॉफी, जीवन भर दवा लेने वाले रोगों की रोकधाम व 300 प्रकार के असाध्य जटिल रोगों की चिकित्सा

हमारी कोई अन्य शाखा नहीं है | जोड़ें कौन से शाखाएं हैं | Online Consultation Available

☎ 0731-4977076 | ☎ +91 97130-37777, +91 80413-32033
☎ +91 90075-27914, +91 97130-82737, +91 97130-37777, +91 83404-81872, +91 79999-78894



MUSCULAR DYSTROPHY : 10 yrs
 CK Total - >1000 U/L (12/8/23)
 - unable to walk & stand.
 - weakness of upper & lo
 - Lumbar Spondylitis
 - Motor paralysis



DR. ARPIT CHOPRA JAIN
HOMOEOPATHY & AYURVEDA & NUTRITIONAL SUPPLEMENT

आरोग्य सुपर स्पेशलिटी मॉडर्न होम्योपैथिक क्लिनिक

AAROGYA SUPER SPECIALITY MODERN HOMOEOPATHIC CLINIC

कैंसर, किडनी फेलियर, अस्पताल में गंभीर रूप से भर्ती मरीज का उपचार, कोमा, शल्य चिकित्सा योग्य ऑटोइम्यून रोग, अप्लास्टिक ऐनीमिया, मस्क्युलर डिस्टॉफी, जीवन भर दवा लेने वाले रोगों की रोकथाम व 300 प्रकार के असाध्य जटिल रोगों की चिकित्सा

हमारी कोई अन्य शाखा नहीं है | प्रोड्र कोरल ही सावधान रहें | Online Consultation Available

☎ 0731-4877076 ☎ +91 97230-37737, +91 80451-32338
 ☎ +91 98075-27914, +91 97130-92737, +91 97130-87737, +91 93404-05872, +91 79895-78094

www.aarogyasuper.com | www.aarogyasuperclinic.com | www.drarpitjainhomeopathy.com | Email: drarpitjain@gmail.com

101, 102, 103, 104, ARIGHNA TOWER, JANITERMULA SQUARE, IMPROVED BY CORWELL HOSPITAL ROAD, NEW PALADA, INDORE - 462001 (M.P.)





कसर, किडना फालयर, अस्पताल म गभार रूप स
 भर्ती मरिजों का उपचार, कोमा, शल्य चिकित्सा योग्य रोग,
 ऑटो इम्यून रोग, जीवनभर दवाई लेने वाले रोगों की रोकथाम एवं
 300 प्रकार के असाध्य जटिल रोगों की चिकित्सा ।



डॉ. अर्पित चौपडा (जैन)
 एम. डी. होम्योपैथी
 जटिल, असाध्य एवं
 शल्य रोग विशेषज्ञ

आरोग्य सुपर स्पेशलिटी माईन होमियोपैथी

कम्पलिट, परमानेन्ट, ईजी, सेफ, फास्ट एण्ड कॉस्ट इफैक्टिव

102, प्रथम मंजिल, कृष्णा टॉवर, कयोस्वेल हॉस्पिटल के सामने, जंजीखवाला चौराहा, न्यू पलासिया, इन्दौर म.प्र.
 99075 27914 संपर्क : 0731-4977076, 79999 78894

www.homeopathycure.in. www.aarogvahomeopathvindore.com Email : arpitchopra23@gmail.com

लाइलाज बीमारी : मस्कुलर डिस्ट्रॉफी

हाथ के सहारे से उठने की कोशिश में

मस्कुलर डिस्ट्रॉफी से प्रभावित बच्चेपेसी

मस्कुलर डिस्ट्रॉफी

Test Report

Test Name	Result	Units	Ref. Range
CK-CREATINE KINASE (CK-MB)	10000	U/L	0-175 U/L

Before Treatment

Comments: CK-MB is elevated (seen) primarily in skeletal and cardiac muscle. An elevated CK-MB level is indicative of myocardial infarction. CK-MB isoenzyme is elevated in skeletal muscle trauma and also following strenuous physical activity. CK-MB isoenzyme is elevated in skeletal muscle trauma and also following strenuous physical activity. CK-MB isoenzyme is elevated in skeletal muscle trauma and also following strenuous physical activity.

मस्कुलर डिस्ट्रॉफी से प्रभावित बच्चेपेसी

मस्कुलर डिस्ट्रॉफी

हमारी कोई दूसरी ब्राँच नहीं है

मिलते जुलते नाम से रहें

सावधान

कसर, किडनी फालयर, अस्पताल में भर्ती रूप से भर्ती मरिजों का उपचार, कोमा, शल्य चिकित्सा योग्य रोग, ऑटो इम्यून रोग, जीवनभर दवाई लेने वाले रोगों की रोकथाम एवं 300 प्रकार के असाध्य जटिल रोगों की चिकित्सा ।

आरोग्य सुपर स्पेशलिटी माईन होमियोपैथी
 अर्पित, चोपड़ा, जैन, डॉ. कृष्णा टॉवर, कयोस्वेल हॉस्पिटल के सामने, जंजीखवाला चौराहा, न्यू पलासिया, इन्दौर म.प्र.
 99075 27914 संपर्क : 0731-4977076, 79999 78894

Muscular dystrophy

Also called: MD

Overview Symptoms Treatments Spec

A group of genetic diseases that cause progressive weakness and loss of muscle mass.

In muscular dystrophies, abnormal genes (mutations) lead to muscle degeneration. Most forms begin in childhood.

Rare
 Fewer than 1 million cases per year (India)

- Treatment can help, but this condition can't be cured
- Requires a medical diagnosis
- Lab tests or imaging often required

Muscular Dystrophy Responded C2K 10961 to 219 in 1 month by Dr Arpit

SUNRISE PATHOLOGY CENTRE

TEST REPORT

What is Muscular Dystrophy (MD)?

After Dr Arpit Chopra Jain Modern Homoeopathy

Progression with age

Weakness, especially of pelvic girdle muscles, impaired gait

Severe rigidity, inflexibility and contractures

मस्कलर डिस्ट्रोफी से प्रभावित बच्चेय मांसपेशी

मस्कलर डिस्ट्रोफी

LAB REPORT

Customer Care Number: 9999192323, 9999192323

Accuracy Matters...

Barcode No	12986979	Lab No	00012407060535
Patient Name	Master ABHIRKOT	Reg Date	06/30/2024 07:17 AM
Age/Sex	07 YRS/Male	Sample Coll. Date	06/30/2024 06:22 AM
Referred By	DR. MALWA LAB	Sample Rec. Date	06/30/2024 06:09 AM
Client Code/Name	APR0679/KK LAB	Report Date	06/30/2024 06:15 PM
Ref. Lab/Hosp			
Postal Address	BATHINDA		

IMMUNO BIOCHEMISTRY-1

Test Name With Methodology	Result	Unit	Biological Ref Interval
CPK-NAC (Creatinine Phospho Kinase)			
CPK NAC	46556.0	U/L	<247

Note: Please Correlate clinically ->strong->

Comment: Creatine Kinase (CK), also known as creatine phosphokinase (CPK) or phospho-creatine kinase, is an enzyme which is found primarily in skeletal muscle, cardiac muscle, and brain tissue. Elevated levels of CK are associated with myocardial infarction and various muscle disorders. Creatine kinase in the blood may be high in health and disease. This means creatine kinase in blood may be elevated in a wide range of clinical conditions including the use of medication such as statins, endocrine disorders such as hypothyroidism, and skeletal muscle diseases and disorders including malignant hyperthermia, and neurologic malignant syndromes.

Before Treatment

During Dr Arpit Chopra Jain Modern Homoeopathy

Dr. Arpit Chopra Jain, M.B.B.S, M.D. (Diploma in Homeopathy)

Dr. Arpit Chopra Jain (Chief Pathologist)

Accuprobe Healthcare & Diagnostics Pvt. Ltd. Corporate Office & Reference Lab: 102, Pragati Marg, Kirti Nagar, Delhi-110028. T: 9999192323, 9999192323. www.accuprobe.in. Customer Care Number: 9999192323, 9999192323.

MUSCULAR DYSTROPHY TREATMENT IN HOMEOPATHY

LAB REPORT

Customer Care Number: 9999192323, 9999192323

Accuracy Matters...

Barcode No	12986979	Lab No	00012408211310
Patient Name	Master ABHIRKOT	Reg Date	21/Aug/2024 06:51 AM
Age/Sex	07 YRS/Male	Sample Coll. Date	21/Aug/2024 05:56 AM
Referred By	DR. MALWA LAB	Sample Rec. Date	21/Aug/2024 05:56 AM
Client Code/Name	APR0679/KK LAB	Report Date	21/Aug/2024 06:26 AM
Ref. Lab/Hosp			
Postal Address	BATHINDA		

IMMUNO BIOCHEMISTRY-1

Test Name With Methodology	Result	Unit	Biological Ref Interval
CPK-NAC (Creatinine Phospho Kinase)			
CPK NAC	8198.0	U/L	<247

Note: Please Correlate clinically ->

Comment: Creatine Kinase (CK), also known as creatine phosphokinase (CPK) or phospho-creatine kinase, is an enzyme which is found primarily in skeletal muscle, cardiac muscle, and brain tissue. Elevated levels of CK are associated with myocardial infarction and various muscle disorders. Creatine kinase in the blood may be high in health and disease. This means creatine kinase in blood may be elevated in a wide range of clinical conditions including the use of medication such as statins, endocrine disorders such as hypothyroidism, and skeletal muscle diseases and disorders including malignant hyperthermia, and neurologic malignant syndromes.

During Dr Arpit Chopra Jain Modern Homoeopathy

Dr. Arpit Chopra Jain, M.B.B.S, M.D. (Diploma in Homeopathy)

Dr. Arpit Chopra Jain (Chief Pathologist)

Accuprobe Healthcare & Diagnostics Pvt. Ltd. Corporate Office & Reference Lab: 102, Pragati Marg, Kirti Nagar, Delhi-110028. T: 9999192323, 9999192323. www.accuprobe.in. Customer Care Number: 9999192323, 9999192323.

मस्कलर डिस्ट्रोफी करीब 7 प्रकार की होती है।

DMD, CMD, BMD, FSHD, LGMD, NMD, SMA.

भारत में हर साल करीब 5000 बच्चे इससे ग्रसित हो रहे हैं।

आंकड़ों के अनुसार देश में 15 लाख के करीब बच्चों को अपना शिकार बना चुकी है।

हर दिन बच्चे इस विमारी से लड़ रहे हैं।

हर दिन मर रहे हैं।

मस्कलर डिस्ट्रोफी के लक्षण

- पिड़लियों का मारी होना
- ऐड़ी को उठाकर चलना
- चलते चलते अचानक गिर जाना
- जमीन से उठने के लिये घुटनों का सहारा लेकर उठना
- सीढ़ियां चढ़ने में दीवार, रेलिंग, जगले का सहारा लेकर चढ़ना
- जल्दी थक जाना.

LAB REPORT

Customer Care Number: 9999192323, 9999192323

Accuracy Matters...

Define Treatment

After Dr Arpit Chopra Jain Modern Homeopathy

Muscular dystrophy

After Dr Arpit Chopra Jain Modern Homeopathy

Muscular Dystrophy मस्कलर डिस्ट्रोफी CPK 10983 to 1457 by Dr Arpit Chopra Jain Modern Homoeopathy... Read more

दरमशी बाँच नहीं है

मिलते जुलते नाम से रहे

सावधान

DR. ARPIT CHOPRA JAIN

M.D. HOMEOPATHY

CRITICAL AND SURGICAL DISEASE SPECIALIST

गर्भर, असाध्य एवं शल्य रोग विशेषज्ञ

INVENTOR OF SUPER SPECIALITY MODERN HOMEOPATHY

सुपरस्पेशलिटी आधुनिक होम्योपैथी के आविष्कारक

COMPLETE CURE EASY, FAST & COST EFFECTIVE

आरोग्य

आरोग्य

COMPLETE CURE EASY, FAST & COST EFFECTIVE

आरोग्य

आरोग्य सुपर स्पेशलिटी मॉडर्न होम्योपैथिक क्लीनिक

कम्प्लिट * परमानेंट * इंडी * सैफ * फास्ट एण्ड कॉस्ट इफेक्टिव

102, प्रयाग मंजिल, कृष्णा टॉवर, स्काइवेल हॉस्पिटल के सामने, जलियाँवाला बाग, न्यू पल्लियावा, इन्दौर (म.प्र.)

फोन : 0731-4977076, 97130-92737, 97130-37737, 79999-78894, 99075-27914

www.homeopathyinindia.com, www.aarogyahomeopathyindore.com Email: arpit Chopra2@gmail.com

आरोग्य सुपर स्पेशलिटी मॉडर्न होम्योपैथिक क्लिनिक

101-104, प्रथम मंजिल, कृष्णा टॉवर, बंगलुरुवा लोकेशन के समीप, जंजीवला रोड, नू जलकिया, इन्डिय (म.प्र.)
 Ph. : 8721-4977976, Mob. : +91 98675-27914, +91 97130-92737, +91 97130-37737, +91 79999-78894
 +91 80451-32933
 Emergency No. +91 93484-95872

21 वर्ष के अनुभव के बाद डॉ. अरपि चोप्रा जैन आरोग्य केन्द्र परामर्श में ही नहीं बल्कि 15+ देशों में अपनी सहायक सेवाएं दे रहे हैं।

Prof. Dr. Arpit Chopra Jain
M.D Homeopathy
Critical and Surgical Disease Specialist

डॉ. अरपि चोप्रा जैन, आरोग्य में अपनी सेवा दे रहे हैं। डॉ. अरपि चोप्रा जैन, आरोग्य में अपनी सेवा दे रहे हैं। डॉ. अरपि चोप्रा जैन, आरोग्य में अपनी सेवा दे रहे हैं।

Morphea (localized scleroderma)

Typical progression of skin lesions

Affected skin begins as a discolored area (red or purple) that hardens and thickens.



The area spreads into a thickened oval and develops a whitish center.

Examples of morphea

Circumscribed (few patches) or generalized (many patches) on trunk, arms or legs



Localized scleroderma



Before Treatment

Reference No. : 2489312022
 Patient Name : Mr. SACHIN
 Age/Gender : 47 Yrs/Male
 Referred By : NA
 Referral Code : UTM-AAR
 Sample Collection Date/Time : 28-Sep-2024
 Date : 28-Sep-2024
 Sample Receiving Date/Time : 28-Sep-2024 06:09PM
 Approved Date : 05-Oct-2024 09:23PM
 Sample Test : AAROGY PATH CARE
 Report Print Date : 02-Oct-2024 06:40PM

BIOCHEMISTRY		
Test Description	Observed Value	Biological Reference Interval
ANA 17 Profile Immunoblot*		
Cs DNA (E5aa)*	0.48	<0.80 Index
Nucleosoma	0.38	<0.80 Index
Spike-in: Anti-erythrocyte (SLE)	0.24	<0.80 Index
Histone	0.24	<0.80 Index
Drug Induced Lupus, Squalene A/E, Ribonuclea	0.24	<0.80 Index
Sm/D1 (Anti-Smith antibodies) (1.45+)	0.24	<0.80 Index
Spike-in: Topo I Antibodies (SLE)	0.10	<0.80 Index
PCNA: Proliferating Cell Nuclear Antigen	0.10	<0.80 Index
Spike-in: IgG anti-erythrocyte (SLE)	0.10	<0.80 Index
Rib-PO	0.10	<0.80 Index
Spike-in: IgG anti-erythrocyte (SLE)	0.10	<0.80 Index
SS-A/Ro 60 kDa	0.10	<0.80 Index
SS-A/Ro 52 kDa	0.10	<0.80 Index
Spike-in: IgG anti-erythrocyte (SLE)	0.10	<0.80 Index
SS-B [Scl]	0.14	<0.80 Index
Spike-in: IgG anti-erythrocyte (SLE)	0.14	<0.80 Index
CENP-B (Anti-centromere antibodies)	0.14	<0.80 Index
Scl-70*	0.14	<0.80 Index
Sch-70*	0.14	<0.80 Index
U1-snRNP	2.81	<0.80 Index
Mixed Connective Tissue Disease (MCTD) SLE	0.14	<0.80 Index
AMA-MG	0.14	<0.80 Index
Primary Biliary Cirrhosis (PBC)	0.19	<0.80 Index
Primary Biliary Cirrhosis (PBC)	0.19	<0.80 Index
Jo-1	0.19	<0.80 Index
Polymyositis and Dermatomyositis	0.14	<0.80 Index
PM-2CL (Polymyositis/Scleroderma)	0.24	<0.80 Index
MP-2	0.29	<0.80 Index
Dermatomyositis, polymyositis	0.29	<0.80 Index
Ku	0.29	<0.80 Index
Scleroderma/polymyositis overlap syndrome, SLE related Connective Tissue Disease (MCTD), Sjogren syndrome	0.24	<0.80 Index
DFS-70		

Dr. Nidhi Vachher
 M.B.B.S., M.D. (Pathology)
 Hony Consultant Pathologist

Dr. Ajay Kumar
 Ph.D (BARC)
 Thyroid Physiology

Dr. Nidhi Shaha
 M.B.B.S., M.D. (Pathology)
 Hony Consultant Pathologist

Dr. Mani Goyal
 M.B.B.S., M.D. (Pathology)
 Hony Consultant Pathologist

After Dr Arpit Chopra Jain Modern Homoeopathy

Reference No. : 2412319030
 Patient Name : Mr. SACHIN
 Age/Gender : 48 Yrs/Male
 Referred By : NA
 Referral Code : UTM-AAR
 Sample Collection Date/Time : 09-Oct-2024
 Date : 09-Oct-2024
 Sample Receiving Date/Time : 10-Oct-2024 04:30AM
 Approved Date : 17-Oct-2024 06:51PM
 Sample Test : AAROGY PATH CARE
 Report Print Date : 17-Oct-2024 06:51PM

E5aa		
Test Description	Observed Value	Biological Reference Interval
ENA Profile		
Anti-SSA [Anti-Ro]*	<0.1	<1.0 Index
Anti-SSB*	<0.1	<1.0 Index
Smith (Smi) IgG*	<0.1	<1.0 Index
RNP80sm*	<0.1	<1.0 Index
Scl-70*	<0.1	<0.80 Index
Anti-Jo-1 Antibody*	<0.1	<1.0 Index
Centromere protein-B	<0.1	<1.0 Index
U1 snRNP	<0.1	<1.0 Index
PCNA: Proliferating Cell Nuclear Antigen	0.11	<0.80 Index
Ku	0.29	<0.80 Index

Biological Reference:
 Negative : [<1.0 Index]
 Borderline : [1.0-1.2 Index]
 Positive : [>1.2 Index]

Comments:
 Patients with SLE may have antibodies to SSA/Ro along or may have both SSA/Ro & SSB/La antibodies. Presence of SSA/Ro antibodies alone is commonly seen in association with HLA DR2 in patients less than 27 years of age at onset. Presence of both SSA/Ro & SSB/La in SLE is associated with HLA DR2 and is seen in older patients more than 27 years of age at onset. SLE patients with SSA/Ro antibodies develop a much more serious renal disease and have a higher incidence of conventional Anti- DNA antibodies.

Increased levels
 - Sub acute cutaneous lupus erythematosus
 - Neonatal lupus erythematosus syndrome with congenital heart block and neonatal loss
 - Hypogammaglobulinemia with SLE like disease
 - Primary Sjogren's syndrome, Rheumatoid factor positivity & severe systemic symptoms
 - ANA negative SLE patients
 - SLE with dermatitis/pneumonia

SSA/Ro antibodies are primarily considered as a serological marker of Primary Sjogren's syndrome and are detected in nearly 95% of these patients.

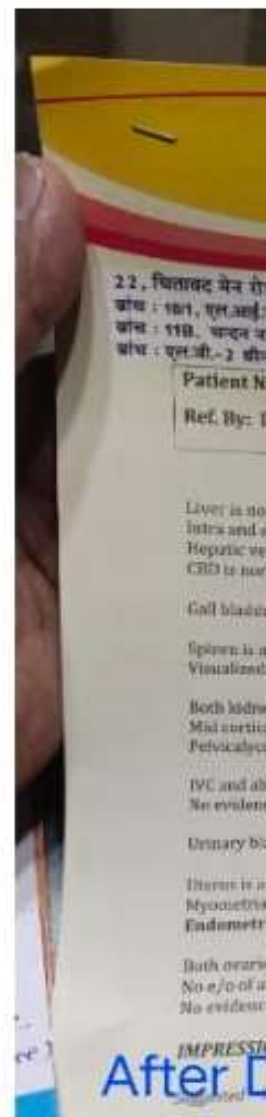
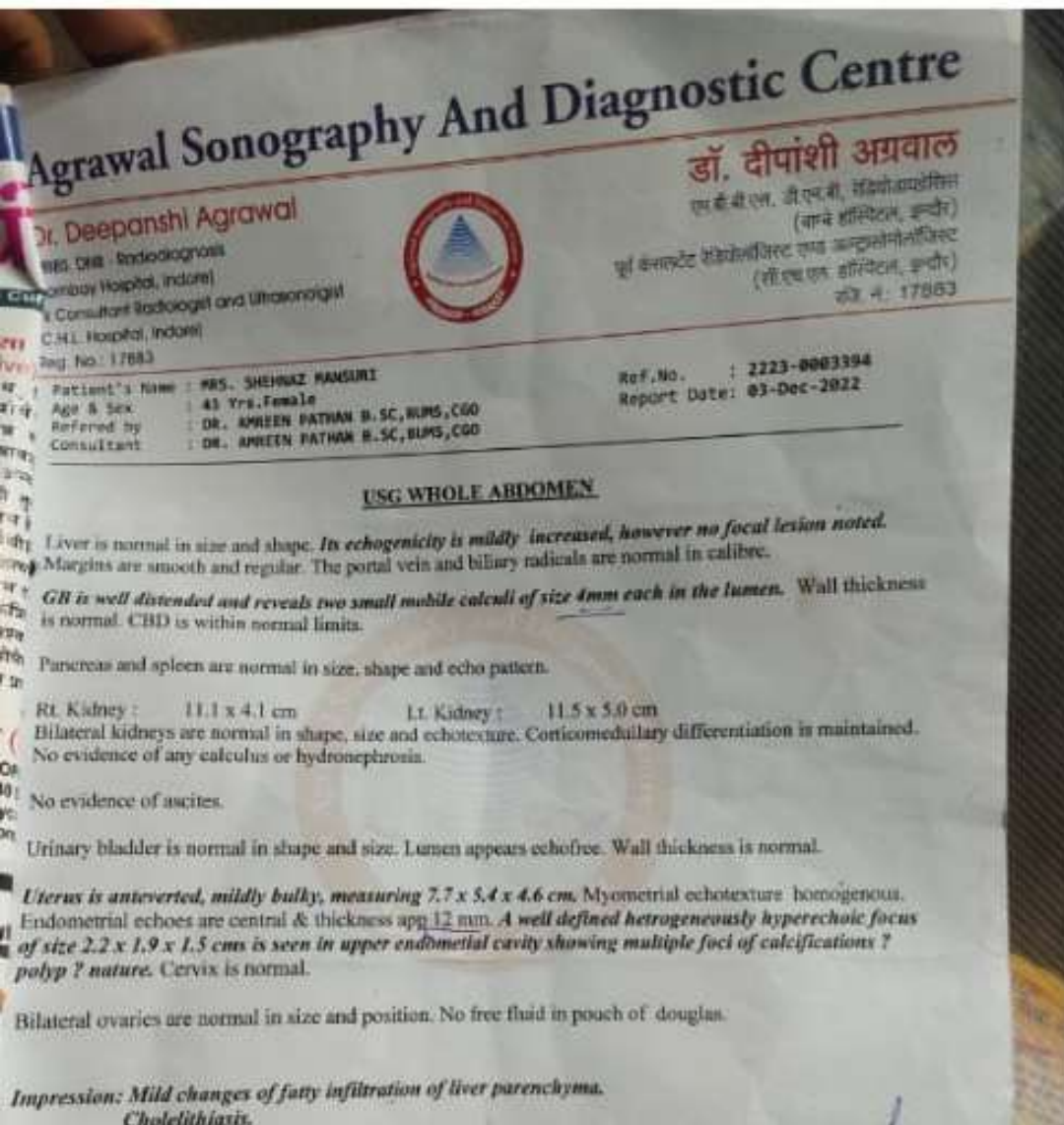
Dr. Nidhi Vachher
 M.B.B.S., M.D. (Pathology)
 Hony Consultant Pathologist

Dr. Ajay Kumar
 Ph.D (BARC)
 Thyroid Physiology

Dr. Nidhi Shaha
 M.B.B.S., M.D. (Pathology)
 Hony Consultant Pathologist

Dr. Mani Goyal
 M.B.B.S., M.D. (Pathology)
 Hony Consultant Pathologist

Gall Bladder stone & Uterine polyp cured by Dr Arpita Chopra Jain Modern Homoeopathy saved surgery



Muscular dystrophy

Also called: MD

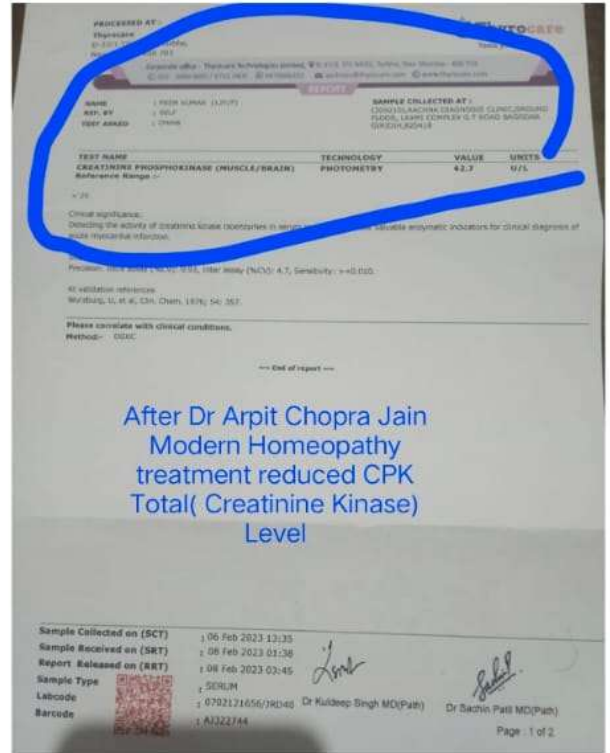
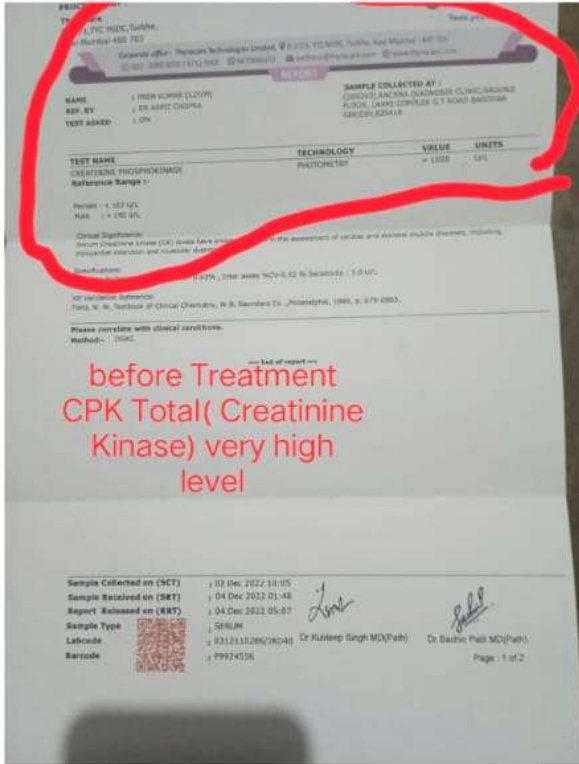
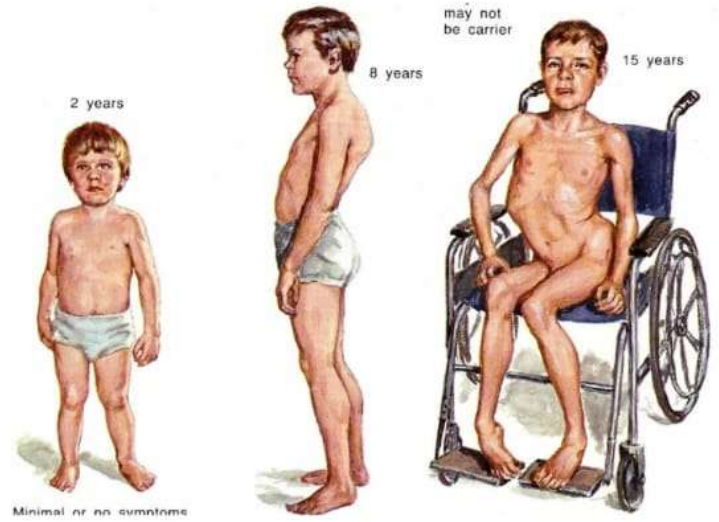
Overview

Symptoms

Treatments

A group of genetic diseases that cause progressive weakness and loss of muscle mass.

In muscular dystrophies, abnormal genes (mutations) lead to muscle degeneration. Most forms begin in childhood.



C/O Duchenne Muscular Dystrophy
 -> Exon 1-7 deletions 5900/-
 -> stem cell therapy done 2020 done Pay
 -> Difficulty in standing & walking Mo

Common symptoms include:

- Fatigue
- Frequent falls
- Learning difficulties
- Short stature (height)
- Calf muscle hypertrophy
- Difficulty climbing up stairs
- Breathing problems
- Scoliosis



Ankylosing spondylitis
Also called Bechterew's disease

Overview Symptoms Treatments

An inflammatory arthritis affecting the spine and large joints.

The condition is more common among men and usually begins in early adulthood.

Ankelosing spondylitis
Dr Arpit Chopra
259 views • 2 mo

HLA ANKYLOSING B-27 SPONDYLITIS
SURGICAL ADVISED CASE CURED
किटिल केस का सफल इलाज
सक्सेस 13:33

HIGH CRP (POSITIVE C RE...)
Dr Arpit Chopra's Su...
320 views • 2 years

ANKYLOSING SPONDYLITIS R...
Dr Arpit Chopra's Su...
978 views • 2 years

Ankylosing Spondylitis Hom...
Dr Arpit Chopra's Su...
2.6K views • 1 year

केसर, किडनी फेलियर, अस्पताल में गंभीर रूप से भर्ती गरिनों का उपचार, कोमा, शल्य चिकित्सा योग्य रोग, ऑटो इम्यून रोग, जीवनभर दवाई लेने वाले रोगों की रोकथाम एवं 300 प्रकार के असाध्य जटिल रोगों की चिकित्सा।
आरोग्य सुपर स्पेशलिटी मार्डन होमियोपेथी

What is Ankylosing Spondylitis (AS)?

- AS is a type of inflammatory arthritis that causes lower back pain, among other symptoms.
- AS pain usually starts before age 40, lasts more than three months, and feels better with movement and worse with rest.
- There needs to be visible damage on an X-ray to your spine or sacroiliac joints to confirm an AS diagnosis.
- AS is treated differently than other forms of back pain, so see a rheumatologist if you think you could have it.

HLA ANKYLOSING B-27 SPONDYLITIS
SURGICAL ADVISED CASE CURED
किटिल केस का सफल इलाज
सक्सेस 13:33

Dr. Arpit Chopra Jain
MD Homeopathy
Critical & Surgical
Ph.D. (Surgery)

C/o Ankylosing Spondylitis
HLA B27 +ve, FEI/1022
CRP → 26.18 mol/L
Sacroiliitis
Mild subchondral marrow ooz
B/L Hip joints pain (R) Lt
Sinusitis w/under eye
Walking difficult d(Rin)

HEALTHY PATHOLOGY & ENDOCRINE LABORATORY

HLA-B27
before treatment

ENDOCRINE

After Dr Arpit Chopra
Modern
Homoeopathy
Treatment

Ankylosing spondylitis
Also called: Bechterew's disease

Overview Symptoms Treatments

An inflammatory arthritis affecting the spine and large joints.

The condition is more common among men and usually begins in early adulthood.

HIGH CRP (POSITIVE C RE...)
Dr Arpit Chopra's Su...
320 views • 2 years

ANKYLOSING SPONDYLITIS R...
Dr Arpit Chopra's Su...
978 views • 2 years

Ankylosing Spondylitis Hom...
Dr Arpit Chopra's Su...
2.6K views • 1 year

Ankelosing spondylitis & A
Dr Arpit Chopra's :
259 views • 2 mor

केसर, किडनी फेलियर, अस्पताल में गंभीर रूप से भर्ती गरिनों का उपचार, कोमा, शल्य चिकित्सा योग्य रोग, ऑटो इम्यून रोग, जीवनभर दवाई लेने वाले रोगों की रोकथाम एवं 300 प्रकार के असाध्य जटिल रोगों की चिकित्सा।
आरोग्य सुपर स्पेशलिटी मार्डन होमियोपेथी

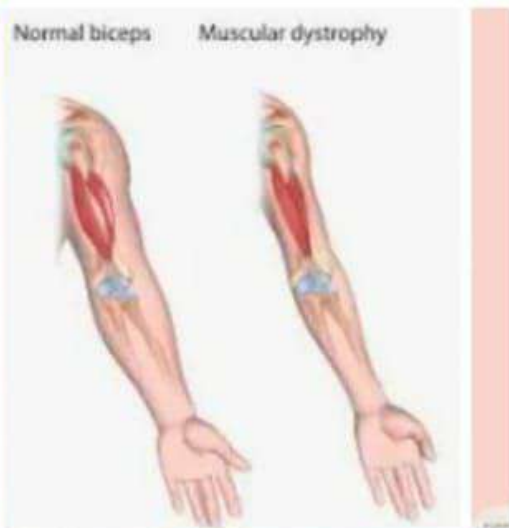


Title

Ankelosing Spondylitis responded by Dr Arpit Chopra Jain Modern Homoeopathy to save lifetime drug

Duchenne Muscular Dystrophy (DMD)

Slowly appearing before age six, weakness, respiratory muscles.



Muscular dystrophy
Also called MD

A group of genetic diseases that cause progressive weakness and loss of muscle mass. In muscular dystrophies, abnormal genes (mutations) lead to muscle degeneration. Most forms begin in childhood.

Dr. Arpit Chopra
Jain Modern Homeopathy

After Dr Arpit Chopra Jain Modern Homeopathy

MUSCULAR DYSTROPHY TREATMENT

आरोग्य सुपर स्पेशलिटी मॉडर्न होम्योपैथिक क्लिनिक

Muscular dystrophy is a group of genetic diseases that cause progressive weakness and loss of muscle mass. In muscular dystrophies, abnormal genes (mutations) lead to muscle degeneration. Most forms begin in childhood.

EXRI DIAGNOSTICS

Pathology | Microbiology | Specialised Pathology - Hormone, Molecular Pathology, Histopathology | Digital X-Ray | Digital DPG | Digital Mammography | Color Doppler | Echocardiography | 1.5T MRI | 50 Slice CT Scan | 3D-4D Ultrasound

Patient Name	MR. AKHILESH KUMAR	Registered On	26-Dec-2024 07:35 PM
Age/Gender	24 Years / Male	Sample Collected On	26-Dec-2024 07:43 PM
Ref. By	DR. ARPIT CHOPRA JAIN	Sample Reported On	27-Dec-2024 04:26 PM
Patient ID	261224028	Sample ID	

Serum Total CPK

Test Name	Observed Values	Unit	Bio Ref. Interval
CPK-Total	569.0	U/L	24-195
Method	IFCC, IAC ACTIVATED		

Before Treatment

Interpretation: A routine phosphoenolpyruvate (CPK) test might be used to detect inflammation of a person's muscles or serious muscle damage, or to diagnose Duchenne's disease if the person is experiencing signs and symptoms such as dark urine, muscle aches, or muscle weakness. The person's urine may be dark due to the presence of "myoglobin," a substance released by damaged muscles that may be harmful to the person's kidneys. Elevated CPK results may be found in people who have myopathy, convulsions, heart attack, electric shock, rhabdomyolysis, delirium tremens, long travel, death, muscular dystrophy, stroke or brain injury, fever or hyperthyroidism, pneumonia after a heart attack, dermatomyositis or polymyositis or inflammation of the heart muscle.

Comment: Please correlate with clinical condition.
Technology: Spectrophotometry
Notes: Critical diagnosis should not be made on the findings of a single test result, but should integrate both clinical and laboratory data.

Page 1 of 3

This is electronically authenticate report

DR. SEEMA JINDAL
M.D.(PATHOLOGY)MP-1675

Scan QR Code to check authenticity of the Report

EXRI DIAGNOSTICS

Pathology | Microbiology | Specialised Pathology - Hormone, Molecular Pathology, Histopathology | Digital X-Ray | Digital DPG | Digital Mammography | Color Doppler | Echocardiography | 1.5T MRI | 50 Slice CT Scan | 3D-4D Ultrasound

Patient Name	MR. AKHILESH KUMAR	Registered On	07-Feb-2025 01:25 PM
Age/Gender	24 Years / Male	Sample Collected On	07-Feb-2025 01:34 PM
Ref. By	DR. ARPIT CHOPRA JAIN	Sample Reported On	07-Feb-2025 07:07 PM
Patient ID	070225010	Sample ID	

Serum Total CPK

Test Name	Observed Values	Unit	Bio Ref. Interval
CPK-Total	287.0	U/L	24-195
Method	IFCC, IAC ACTIVATED		

During Dr Arpit Chopra Jain Modern Homeopathy

Interpretation: A routine phosphoenolpyruvate (CPK) test might be used to detect inflammation of a person's muscles or serious muscle damage, or to diagnose Duchenne's disease if the person is experiencing signs and symptoms such as dark urine, muscle aches, or muscle weakness. The person's urine may be dark due to the presence of "myoglobin," a substance released by damaged muscles that may be harmful to the person's kidneys. Elevated CPK results may be found in people who have myopathy, convulsions, heart attack, electric shock, rhabdomyolysis, delirium tremens, long travel, death, muscular dystrophy, stroke or brain injury, fever or hyperthyroidism, pneumonia after a heart attack, dermatomyositis or polymyositis or inflammation of the heart muscle.

Comment: Please correlate with clinical condition.
Technology: Spectrophotometry
Notes: Critical diagnosis should not be made on the findings of a single test result, but should integrate both clinical and laboratory data.

Page 1 of 1

This is electronically authenticate report

DR. SEEMA JINDAL
M.D.(PATHOLOGY)MP-1675

आरोग्य सुपर स्पेशलिटी मॉडर्न होम्योपैथिक क्लिनिक™

AAROGYA SUPER SPECIALITY MODERN HOMOEOPATHIC CLINIC™

पेशेवर, किडनी क्लिनिक, अस्पताल में रात-दिन कार्य से शुरू करते हैं। विशेषज्ञों का उपचार, बीमा, राज्य-पंजीकृत योग्य डॉक्टरों से योग्य, अत्याधुनिक एनीमिया, मसूला-डिग्लोबिन, जीवन भर दवा देने वाले रोगों के रोकथाम से 300 प्रकार के असाध्य जटिल रोगों की विशेषज्ञता।

0751-4977076 | +91 99075-27814, +91 97130-92737, +91 97130-37737, +91 93404-95872, +91 79999-78894 | +91 97130-37737, +91 80481-32035

Address: 101, 102, 103, 104, Krishna Tower, Janjerswala Square, in front of Curfew Hospital Road, New Palasia, Indore, Madhya Pradesh 492001

Email: arpit Chopra 23@gmail.com

DR. ARPIT CHOPRA JAIN
IMD HOMOEOPATHY & CRITICAL & SURGICAL EMERGENCY SPECIALIST



C/O Ankylosing Spondylitis

- HLAB27 +ve 11/9/22
- CRP → 26.18mg/L
- Sacroiliitis
- Mild subchondral marrow oed
- Bil Hip joints Pain ^{int} Rt) Lt
- Sinusitis windbag
- Walking difficulty & (Bin)

HIGH CRP (POSITIVE C RE...)
Dr Arpit Chopra's Su...
320 views • 2 years ...

ANKYLOSING SPONDYLITIS R...
Dr Arpit Chopra's Su...
978 views • 2 years ...

Ankylosing Spondylitis Hom...
Dr Arpit Chopra's Su...
2.6K views • 1 year ...



Ankelosing spondylitis & A
Dr Arpit Chopra's
259 views • 2 mo

केसर, किडनी फेलियर, अस्पताल में गंभीर रूप से भर्ती मरीजों का उपचार, कोमा, शल्य चिकित्सा योग्य रोग, ऑटो इम्यून रोग, नीबनपर दवाई लेने वाले रोगों की रोकथाम एवं 300 प्रकार के अज्ञात नटिल रोगों की चिकित्सा।

आरोग्य सुपर स्पेशलिटी मॉडर्न होमियोपैथी
कम्प्लिक्ट, वरमानेन्ट, ईनी, सेक, कास्ट एच कॉन्स्ट इंफिक्टिब

102, प्रथम बॉयल, कृष्ण टॉवर, इन्दौर के सामने, जयसिंहवाड़ा चौक, न्यू जवाहर, इन्दौर म.प्र.
☎ 03678 27914 मोबाईल : 0731-4877076, 79989 78894
www.homoeopathycare.in, www.samoohahomoeopathhindia.com, Email : arpitchopra23@hotmail.com

HEALTH PATHOLOGY & ENDOCRINE LABORATORY
DR. HIRAL BHARVESH FALDU M.D. (Pathology)
102, Ashwarya Complex, 3 Prakashnagar Society, Opp. Shell Petrol Pump,
Near Jawahar Chowk, Jawahar Chowk - SANPLUR ROAD, Hanaraga, Ahmedabad - 8
Ph. : 99232 44247, 94285 08220, Ph. 079-23464446, 29094446, 25442447
E-mail : healthcare24x7@gmail.com website : www.healthcare24x7.in

Patient Name : Kuldeep Singh Gor Age/Sex : 21 Years/Male
Referred by : C/o. GLOBAL AGNIKARMA CENTRE ;
Ref. No : 4460, Sample No. -4460, Registration Date & Time : 11/03/2022 10:51

HLA - B27
(Method - RT-PCR, TruNAT by Molbio)
Sample : EDTA (Whole Blood)

Test	Result	Biological Reference Interval
HLA-B27*	DETECTED	Not detected

Interpretation The presence of HLA B27 antigen is seen in Ankylosing spondylitis, Reiter's syndrome, psoriatic arthritis and arthropathies associated IBD.
Limitation 1. HLA B27 can co-react with anti-HLA B27 antibody giving false positive test.
2. A positive HLA B27 in a person who does not have symptoms or a family history of HLA B27 associated disease is not clinical significant.
3. It does not help predict likelihood of developing an autoimmune disease if a patient does not have an associated disorder, the presence of HLA-B27 can not be used to tell which disease is present, how quickly it will progress, its severity, prognosis or the degree of organ involvement.

Remarks : NIL

before treatment

Dr. Dhaival Vaghela M.D. (Patho.)
Dr. Rashmika Parikh M.D. (Patho.)
Dr. Hiral Faldu M.D. (Patho.)

ENDOCRINE
LABORATORY & RESEARCH INSTITUTE
(A Division of Endogenetic Life Sciences Pvt. Ltd.)

LABORATORY REPORT Endo No. 1222103554

Name : MR. KULDEEP SINGH Author No.
Sex/Age : Male Lab Code : 401 Reg. Date : 11-Dec-2022 08:31 AM
Ref. By : Sample Date : 11-Dec-2022 08:31 AM
Client Name : SONI PATHOLOGY LABORATORY-BANSWARA (401) Approved On : 12-Dec-2022 06:21 PM

TEST : HLA-B27 ESTIMATION (Dx FLEX (BECKMAN COULTER) - FLOW CYTOMETRY)

TEST	RESULT	UNIT	BIOLOGICAL REF RANGE
HLA-B27	Negative		Negative - No expression of HLA-B27 Indeterminate - Gray zone (within 10 channels of cutoff) Positive - Expression of HLA-B27 detected

After Dr Arpit Chopra Modern Homoeopathy Treatment

COMMENTS : HLA-B27 Bears a strong association with Ankylosing spondylitis. Most of the patients with ankylosing spondylitis HLA-B27 positive patients share homology with Klebsiella protein which may imply a bacterial pathogenesis to ankylosing spondylitis. HLA-B27 positive patients have greater chances of developing ankylosing spondylitis.
HLA-B27 is a major histocompatibility complex (MHC) class I molecule which is considered to be an important criteria for classification of Axial spondyloarthritis and helps in establishing an early diagnosis of Ankylosing spondyloarthritis before the development of metabolic deficiency. In 2008, the Assessment of Spondyloarthritis International Society (ASAS) proposed new criteria for classification of Axial spondyloarthritis which are applicable to individuals with back pain > 3 months and age of onset < 45 years. One important criteria is the presence of HLA-B27.

आरोग्य सुपर स्पेशलिटी मॉडर्न होम्योपैथी क्लिनिक
AAROGYA SUPER SPECIALITY MODERN HOMOEOPATHIC CLINIC

DR. ARPIT CHOPRA JAIN
 MD (HOMOEOPATHY)
 D. Sc. (HOMOEOPATHY)

Address: 111, 102, 103, 104, Aruna Tower, Independent Square, in front of
 Central Hospital Road, New Paltan, Kolkata, (Kolkata) Pin-700014
 Contact: 98765 43210, 98765 43210, 98765 43210, 98765 43210
 Email: arpit@arogya.com, arpit@arogya.com

indicates that the patient is likely to have a connective tissue disease, such as:

- Scleroderma-polymyositis overlap syndrome
- Systemic lupus erythematosus (SLE)
- Sjogren's syndrome
- Idiopathic lung fibrosis
- Systemic sclerosis (SSc)
- Undifferentiated connective tissue disease (UCTD)



LABORATORY REPORT

After Dr Arpit
Chopra Jain Modern Homoeopathy

TEST: ANTI NUCLEAR ANTIBODY BY INDIRECT IMMUNOFLOURESCENCE

RESULTS: NEGATIVE

UNIT: IMMUNOASSAY

REMARKS: NEGATIVE

CARI DIAGNOSTICS

AM (Anti Nuclear Antibody) - IFA (BLT)

Observed Values: NEGATIVE

Ref. Int. Interval: Negative

Result: Negative

Before Treatment

PROCESSED AT: Thyrocare

Thyrocare Technologies Limited, D-37/3, TTC MIDC, Turbhe, Near Mumbai - 400 703

First National Diagnostic Chain to have 100% of its Labs with NABL Accreditation

NAME: Mrs. Neeta Chaturvedi (S1147)

REF. BY: SELF

TEST ASKED: ANTI-NUCLEAR ANTIBODY WITH UTS/ANA

TEST NAME	TECHNOLOGY	VALUE	UNITS
ANTI NUCLEAR ANTIBODIES (ANA)	ELISA	12.07	AU/mL

During Dr Arpit Chopra Jain Modern Homoeopathy

Central Lab (Centrapath Labs Pvt. Ltd.)

Dr Vinita Kothari, MD

30-117, Vishwanath Plaza, 1st (M2) Floor, Opp Railway Station, Indore

PATIENTNAME: Ms. NEETA CHATURVEDI

AGE: 59yrs

REGION: 02.05.2023

ACCESSION NO: 161697346

SEX: Female

REPORTED ON: 03.05.2023

IMMUNOASSAY

Test Name	Result	Unit	Reference Interval
ANA (Anti Nuclear Antibody) IFA*	POSITIVE		
Hep20-10 cell nuclear pattern	Speckled		
Grade	1+		
Estimated screening titer	1:100		
Additional findings in Hep20-10 Cells	Cytoplasmic	Filamentous cytoplasmic pattern seen.	
	Mitotic	Mid body pattern seen.	

Before Treatment

ANA Profile is advisable, will be followed if requested.

Negative: No Immunofluorescence

Positive: Grades

1+ - titer 1:100

Muscular dystrophy

Also called: MD

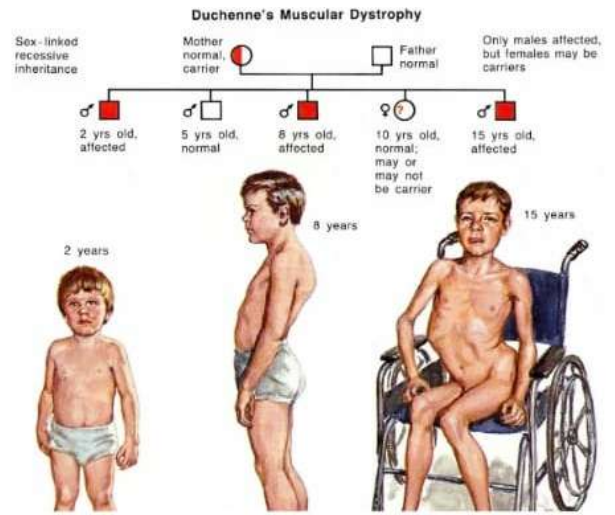
Overview

Symptoms

Treatments

A group of genetic diseases that cause progressive weakness and loss of muscle mass.

In muscular dystrophies, abnormal genes (mutations) lead to muscle degeneration. Most forms begin in childhood.



REPORT
 Pimpal Sautagar, Pune-411027 Zone PCMC
 01-12-2020 03:13 pm Report Date:
 02-12-2020 10:40 am

Age: 18.00 Years Sex: MALE

Test Description	Observed Value	Biological Reference Interval
Plasma Glucose: Plasma glucose fasting, by Hexokinase method	88	< 100 mg/dL 100 to 125 mg/dL : Impaired fasting glucose tolerance / Prediabetes >= 126 mg/dL : Suggestive of diabetes mellitus (On more than one occasion) American Diabetes Association Guidelines 2020
Enzymes CPK-Creatinine Phosphokinase, serum NAC Activated	12,923.00 Reprocessed	< 3.00 months : Not established. Male: 39 - 308 U/L Female: 26 - 192 U/L

before Treatment

The CK (CK) enzyme is a dimer composed of subunits derived from either muscle (M) or brain (B). Three isoenzymes have been identified: skeletal muscle (MM), heart tissue (MB), and brain (BB). Normal serum CK is predominantly the CK-MM isoenzyme. Serum creatine kinase (CK) activity may increase in patients with acute cerebrovascular disease or neurological intervention, cerebral ischemia as well as in nearly all types of muscular dystrophy particularly in Duchenne sex-linked muscular dystrophy, viral myositis, polymyositis, malignant hyperthermia, acute rhabdomyolysis and exercise myopathy, for which hypothyroidism is a common cause.
 Reference: Mayo Medical Laboratories, 2018 Interpretive Handbook.

Spahandaw

PRATHAM
 PID NO: P2022200035257
 Age: 19.0 Year(s) Sex: Male

Reference: Dr. SELF.
 Sample Collected At: Dr. Shradha Amtekur
 30-215, 1 Cross Kalyan Marrip Road,
 Sarvodaya Colony, Basavakalyan, Bldg,
 Karnataka-585337
 Processing Location: Metropolis
 Healthcare Lab, Unit No:408-416, 4th
 Floor, Commercial Building-1, Kulkarni
 Mall, Mumbai-70

VID: 220202000031823
 Registered On: 15/03/2023 08:25 PM
 Collected On: 15/03/2023 02:26 PM
 Reported On: 16/03/2023 08:12 PM

Investigation	Observed Value	Unit	Biological Reference Interval
CPK-Creatinine Phospho Kinase (Serum CK-NAC-CKC)	9689	U/L	< 190

Medical Remarks: Rechecked, Kindly recheck clinically

Interpretation:

- Creatinine Kinase (CK) is also known as creatine phosphokinase (CPK) or phosphocreatine kinase.
- CPK levels are useful for diagnosing and monitoring of Heart & Muscle related issues such as myocardial infarction (MI) and myopathies.
- Creatine kinase activity begins to rise within 12 hours of Acute Myocardial infarction symptoms, peaks at 24 to 36 hours, and normalizes after 48 to 72 hours.

Clinical Utility:
 The CPK test used primarily

- To help diagnose a heart attack/heart pain
- To assess the extent of damage to heart or muscle tissue
- To determine muscular dystrophy. It also helps in diagnosis of
- Myositis
- Malignant hyperthermia
- Other conditions related to muscle breakdown.

Caution:

- Exercise, muscle trauma, recent surgery, cardiac catheterization, some vaccines can elevate CPK values.
- Presence of Macro CK may elevate CPK levels.
- Medications that interfere with CPK test are steroids, anesthetics, Amphotericin B, alcohol, Cocaine.

Associated Tests: CPK Isoenzymes Serum (ICP16).

Reference:

- Package insert
- Wallach's interpretation of diagnostic tests, Ed11, 2020
- Tietz fundamentals of clinical chemistry 6th edition, Burris CA, Ashwood ER, Bruns DE, 2006.
- Auto RD, Patel R. Creatine Phosphokinase. [Updated 2022 Apr 14]. In: StatPearls [Internet]. Treasure Island (FL): StatPearls Publishing; 2022. Jan. Available from: <https://www.ncbi.nlm.nih.gov/books/NBK544662/>

**After Dr Arpit Chopra
 Modern Homeopathy
 only 1 month
 treatment**

Tests marked with NABL symbol are accredited by NABL, vide Certificate no MC-2139, Validity till 01-05-2024

K190 Muscular Dystrophy :: Nov 2020

CPK = 12,923 (Dec 2020)

Weakness ⊕

Muscle wasting ⊕

Walks with support

Was on steroidal medicine for 1 month

CPK 12,923

CPK 17152

CPK 17152

CPK 17152



कैंसर, किडनी फेलियर, अस्पताल में गंभीर रूप से भर्ती मरिजों का उपचार, कोमा, शल्य चिकित्सा योग्य रोग, ऑटो इम्यून रोग, जीवनभर दवाई लेने वाले रोगों की रोकथाम एवं 300 प्रकार के असाध्य जटिल रोगों की चिकित्सा।

आरोग्य सुपर स्पेशलिटी माईन होमियोपेथी

कम्पलिट, परमानेन्ट, ईजी, सेफ, फास्ट एण्ड कॉस्ट इफैक्टिव

102, प्रथम मंजिल, कृष्णा टॉवर, क्योरवेल हॉस्पिटल के सामने, नजीरवाला चौराहा, न्यू पलासिया, इन्दौर म.प्र.

99075 27914 संपर्क : 0731-4977076, 79999 78894

www.homeopathycure.in. www.aarogyahomeopathyindore.com Email : aritchopra23@gmail.com

MUSCULAR DYSTROPHY



Parth
LABORATORY
Fully computerized clinical laboratory centre

Patient ID : 010423009 Registered On : 01-Apr-2023 11:20 AM
 Patient Name : MASTER KUSHAGRA KOTHARI Sample Collected On : 01-Apr-2023 11:28 AM
 Age/Gender : 4 Years / Male Sample Reported On : 01-Apr-2023 12:15 PM
 Ref. By : DR. GORI RAO PASHI Sample ID : [Barcode]
 Collection Center : Parth Laboratory

Serum Total CPK			
Test Name	Observed Values	Unit	Bio Ref. Interval
CPK-Total	8206.3	U/L	46-171 U/L
IFCC, NAC ACTIVATED			

Interpretation :
 A creatine phosphokinase (CPK) test might be used to detect inflammation of a person's muscles or serious muscle damage, or to diagnose rhabdomyolysis if the person is experiencing signs and symptoms such as dark urine, muscle aches, or muscle weakness. The person's urine may be dark due to the presence of, 'myoglobin', a substance released by damaged muscles that may be harmful to the person's kidneys. Elevated CPK results may be found in people who have myopathy, convulsions, heart attack, electric shock, rhabdomyolysis, delirium tremens, lung tissue death, muscular dystrophies, stroke or brain injury, hypo or hyperthyroidism, pericarditis after a heart attack, dermatomyositis or polyomyositis or inflammation of the heart muscle.

Comment : Please correlate with clinical condition.
 Technology : Spectrophotometry
 Note : Clinical diagnosis should not be made on the findings of a single test result, but should integrate both clinical and laboratory data.

END OF REPORT
Before Dr Arpit Chopra Jain Modern Homeopathy Treatment

Dr. Mamta Gupta
M.D. (Path)



Prepared by
 Shailaja Kusumakar
 B.Sc (DMLT)

Page 1 of 1



Regd. No.: CL/5256

S/47, Mahesh Nagar, Near Rajmohalla Gurudwara, Indore. (M.P.)
 Mobile : 94066-67822 Email : parthpathology7@gmail.com
 Time : 8am to 10pm, Sunday : 8am to 3pm

Note : 1. All pathology tests have technical, biological limitations. 2. This report is not valid for medico legal purpose.
 3. Blood group should be compulsorily rechecked along with cross match before any blood transfusion.

Complete, Permanent, Easy, Safe, Fast & Cost Effective Cure



Muscular Dystrophy

ONLINE CONSULTATION AVAILABLE : WWW.HOMOEOPATHYCURE.IN / WWW.AAROGYAHOMOEOPATHYINDORE.COM



सिटी पैथालॉजी लेबोरेटरी
 B-वी, सीताराम पार्क, बड़ा गणपति, इन्दौर 474008



Name : MAST.KUSHAGRA KOTHARI Age/Sex : 4 Yrs. /Male
 Refd. By: DR. GORI RAO PASHI MBBS.MD. Date : 08-05-2023 (ID:011)

BLOOD EXAMINATION

INVESTIGATION	OBSERVED VALUE	REFERENCE RANGE
CPK ACTIVITY	802.00 IU/L	25 - 230

After Dr Arpit Chopra Jain Modern Homeopathy Treatment

Dr. Navin Jain M.D. (Path.)
 Ex-Fellow : Tata Memorial Hospital, Mumbai

Each test has to be interpreted in terms of clinical problem. In case of any doubt the test may be repeated on the request of referring doctor.



कैंसर, किडनी, कोमा, सर्जरी एवं आंदोलनमूलक जैसे जटिल, लाजवाज, असाध्य एवं अतंभ रोगों का स्याई इलाज अब भारत में

संभव



Dr. Arpit Chopra Jain

आरोग्य सुपर स्पेशलिटी
 माईन होम्योपैथी चिकित्सा पद्धती से



मोठे डॉक्टर अर्पित चोपड़ा जैन का ही होम्योपैथी
 इतिहास एवं सर्वप्रथम इतिहास लेखिका
 सुपर स्पेशलिटी माईन होम्योपैथी के अविनाशक

Prof. Dr. Arpit Chopra Jain
 MD Homeopathy
 Critical and Surgical Disease Specialist
 Invenor of Super Speciality Modern Homeopathy



कैंसर, किडनी फेलियर, अस्पताल में गंभीर रूप से भर्ती मरिजों का उपचार, कोमा, शल्य चिकित्सा योग्य रोग, ऑटो इम्यून रोग, जीवनभर दवाई लेने वाले रोगों की रोकथाम एवं 300 प्रकार के असाध्य जटिल रोगों की चिकित्सा।

डॉ. अर्पित चोपड़ा (नैन)
 एच. बी. होम्योपैथी
 जटिल, असाध्य एवं शल्य रोग विशेषज्ञ

आरोग्य सुपर स्पेशलिटी माईन होम्योपैथी
 कम्पलिट, परमानेन्ट, ईजी, सेफ, फास्ट एण्ड कॉस्ट इफेक्टिव

102, प्रथम मंजिल, कृष्णा टॉवर, स्योरवेल हॉस्पिटल के सामने, जंजीरवाला चौराहा, न्यू पलासिया, इन्दौर म.प्र.
 99075 27914 संपर्क : 0731-4977076, 79999 78894
 www.homeopathyure.in, www.aarogyahomeopathyindore.com Email : arpit Chopra23@gmail.com



Systemic lupus erythematosus (SLE) is an autoimmune connective tissue disorder predominately affecting women [1]. It has varied clinical manifestations including renal, cardiac, hematologic, integumentary, gastrointestinal, and even neuropsychiatric involvement.

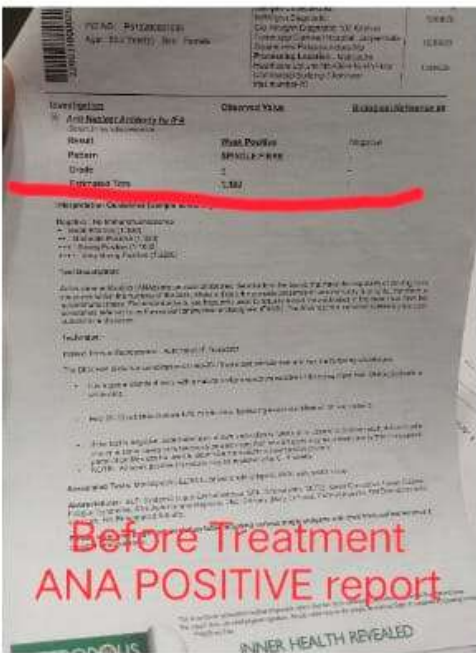


Systemic lupus erythematosus



Description

SLE lupus cured ANA positive to Negative By Dr Arpit Chopra Jain Modern Homeopathy only in 1 month



Handwritten medical notes on a piece of paper:

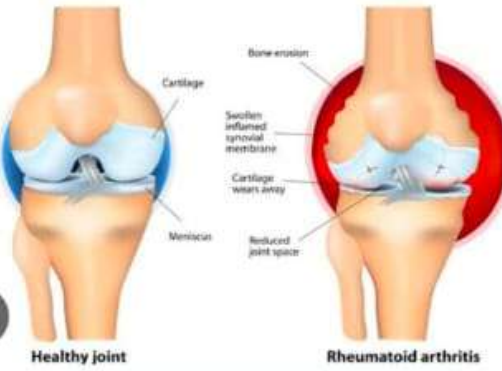
ANA Weak titer (Aug 21)
 No Rheumatoid Arthritis (RA) (ANA) (ANA)
 - Ankylosing of this of
 No dx Asthma - Right renal non obstructive calculus
 Anaxyle
 PVO (L-15 E.L.S.)
 Status Postoperative Prostatectomy Explant
 No Return No Referral
 08/21/2024

Lupus
 Also called: SLE, systemic lupus erythematosus

An inflammatory disease caused when the immune system attacks its own tissues.

Lupus (SLE) can affect the joints, skin, kidneys, blood cells, brain, heart and lungs.

RHEUMATOID ARTHRITIS



केसर, किडनी फेलियर, अस्थिगत में गंभीर रूप से
 भर्ती भरिनों का उपचार, कोषा, शल्य चिकित्सा योग्य रोग,
 ऑटो इम्यून रोग, जीवन्मर दवाई लेने वाले रोगों की रोकथाम एवं
 300 प्रकार के असाध्य नटित रोगों की चिकित्सा।

आरोग्य सुपर स्पेशलिटी माडर्न होमियोपेथी
 कम्प्लिट, परमानेंट, इन्जी, सेरा, वास्त एच कॉस्ट इफेक्टिव
 102, ब्रह्म मंदिर, कृष्ण टॉवर, नवीनरम हॉस्पिटल के सामने, नजीबवादा चौक, न्यू बरालिया, इन्डौर म.प.
 @ 90076 27514 संपर्क : 0731-4377076, 79989 78864
 www.homoeopathy.in, www.aarogyasuperhomoeopathy.in Email: arpit@arogyasuper.in

Rheumatoid arthritis
 Also called RA

Overview Symptoms Treatments

A chronic inflammatory disorder affecting many joints, including those in the hands and feet.
 In rheumatoid arthritis, the body's immune system attacks its own tissue, including joints. In severe cases, it attacks internal organs.

Arthritis
 You might be aware of your joints, but it's important to be aware of the other Rheumatoid Arthritis symptoms, like how they affect a diagnosis.

Rheumatoid Arthritis Cured only in 15 days...
 Dr Arpit Chopra's SuperS...
 4K views · 3 years ago

Knee Arthritis Cured by Dr Arpit Chopra's ...
 Dr Arpit Chopra's SuperS...
 390 views · 3 years ago

सबसेस स्टोरी
Arthritis
गठिया
 0:40
 डॉ. अरुण चौधरी

KNEE ARTHRITIS CURED ONLY IN 1 M...
 Dr Arpit Chopra's SuperS...
 151 views · 3 years ago

Aarogya Super Speciality M...

Rheumatoid Arthritis
 Chronic inflammatory disorder affecting many joints, including those in the hands and feet.
 In rheumatoid arthritis, the body's immune system attacks its own tissue, including joints. In severe cases, it attacks internal organs.

Common

Before Treatment

After Dr Arpit Chopra Jain Modern Homoeopathy

Rheumatoid Arthritis Cured Positive Anti CCP & ANA

Aarogya Super Speciality M...

RHEUMATOID ARTHRITIS

हमारी कोई दूसरी ब्राँच नहीं मिलते जुलते नाम से सावधान

Before Treatment

After Dr Arpit Chopra Jain Modern Homoeopathy

Rheumatoid arthritis
 Also called: RA

Overview Symptoms Treatment

A chronic inflammatory disorder affecting joints, including those in the hands and feet.

केसर, किडनी फेलियर, अस्थिगत में गंभीर रूप से
 भर्ती भरिनों का उपचार, कोषा, शल्य चिकित्सा योग्य रोग,
 ऑटो इम्यून रोग, जीवन्मर दवाई लेने वाले रोगों की रोकथाम एवं
 300 प्रकार के असाध्य नटित रोगों की चिकित्सा।

आरोग्य सुपर स्पेशलिटी माडर्न होमियोपेथी
 कम्प्लिट, परमानेंट, इन्जी, सेरा, वास्त एच कॉस्ट इफेक्टिव
 102, ब्रह्म मंदिर, कृष्ण टॉवर, नवीनरम हॉस्पिटल के सामने, नजीबवादा चौक, न्यू बरालिया, इन्डौर म.प.
 @ 90076 27514 संपर्क : 0731-4377076, 79989 78864

Aarogya Super Speciality M...

Connective Tissue Diseases

1. Connective tissue is the structural protein (collagen, elastin, etc.) that holds the body together.
 2. Connective tissue is the most abundant tissue in the body.
 3. Connective tissue is the most common cause of chronic disease.
 4. Connective tissue is the most common cause of chronic disease.
 5. Connective tissue is the most common cause of chronic disease.

arthritis - Aarogya Super Speciality Modern...

Universal Diagnostic Centre

Stay Diagnostic Even As You Take Action

RA (QUANTITATIVE)
 0.000 IU/ml (up to 0.2)

BIOCHEMISTRY
 178.0 mg/L (100-200)

Before Treatment

Dr. G. C. Ghoshani MD, DCP
 (Jain Modern Homoeopathy)

After Dr Arpit Chopra Jain Modern Homoeopathy

SEROLOGY & IMMUNOLOGY
RHEUMATOID FACTOR (RA QUANTITATIVE)

TEST DESCRIPTION	RESULT	RLR	REF RANGE	UNIT
Rheumatoid Factor (RF)	0.00	0.20	0.20	IU/ml

Small hemiparesis
 Ankle pain
 Cervical pain
 Moderate joint pain
 High fever

Intermittent pain per wrist (left)
 Left eye red
 15/10
 10/10
 Greater than 100

Dr. G. C. Ghoshani MD, DCP
 (Jain Modern Homoeopathy)

Rheumatoid Arthritis
 You might be aware of your joints, but it's important to be aware of the other Rheumatoid Arthritis symptoms, like how they affect a diagnosis.

Rheumatological Diseases
Treatments

Before Treatment

After Dr Arpit Chopra Jain Modern Homoeopathy

arthritis - Aarogya Super Speciality Modern...

TYPES OF AUTOIMMUNE DISEASES

ULCERATIVE COLITIS

TYPES OF AUTOIMMUNE DISEASES

SYSTEMIC LUPUS ERYTHEMATOSUS (SLE)

TYPES OF AUTOIMMUNE DISEASES

RHEUMATOID ARTHRITIS

TYPES OF AUTOIMMUNE DISEASES

DIABETES

18 COMMON AUTOIMMUNE DISEASES

- MULTIPLE SCLEROSIS (MS)
- GRAVES' DISEASE
- HASHIMOTO'S DISEASE
- TYPE 1 DIABETES
- HEMOLYTIC ANEMIA
- PERNICIOUS ANEMIA
- AUTOIMMUNE VASCULITIS
- VITILIGO
- CELAC DISEASE
- LUPUS
- ADDISON'S DISEASE
- SJOGREN'S SYNDROME
- GUILLAIN-BARRE
- MYASTHENIA GRAVIS
- CIDP
- PSORIASIS
- INFLAMMATORY BOWEL DISEASES (IBD)
- CROHN'S DISEASE
- ULCERATIVE COLITIS
- RHEUMATOID ARTHRITIS (RA)

Autoimmune Diseases

AUTO-IMMUNE

TYPES OF AUTOIMMUNE DISEASES

PARKINSON'S DISEASE

<p>Mayur Lobadiya Bardoli (M.P.)</p>	<p>Chronic Eczema</p>	<p>Chronic Eczema</p>	<p>MUSCULAR DYSTROPHY</p>	<p>MUSCULAR DYSTROPHY</p>
<p>Priyanshi Patidar Dhar (M.P.)</p>	<p>Systemic Lupus Erythematosus</p>	<p>Systemic Lupus Erythematosus</p>	<p>Ankylosing Spondylitis</p>	<p>IGA NEPHROPATHY</p>
<p>Urmila Sahu Bhopal (M.P.)</p>	<p>CELIC DISEASE</p>	<p>CELIC DISEASE</p>	<p>Psoriasis</p>	<p>Psoriasis</p>
<p>Ritu Dhakoliya Jain Bardoli (M.P.)</p>	<p>RHEUMATOID ARTHRITIS</p>	<p>RHEUMATOID ARTHRITIS</p>	<p>IDIOPATHIC THROMBOCYTOPENIC PURPURA</p>	<p>IDIOPATHIC THROMBOCYTOPENIC PURPURA</p>
<p>Sangeeta Batra Bhopal (M.P.)</p>	<p>Interstitial lung disease</p>	<p>Interstitial lung disease</p>	<p>PARKINSON'S DISEASE</p>	<p>PARKINSON'S DISEASE</p>
<p>Manju Sen Bardoli (M.P.)</p>	<p>ECZEMA</p>	<p>ECZEMA</p>	<p>FIBROMYALGIA</p>	<p>FIBROMYALGIA</p>



Service Project Infrastructure: Making Medical Care Accessible to All

"Medical facilities should be accessible to the common man in every way." Dr. Arpit Chopra Jain

To make his groundbreaking medical invention available to the general public, Professor Dr. Arpit Chopra Jain has established the Aarogya Super Speciality - Modern Homoeopathy Clinic, equipped with state-of-the-art facilities, at Janjirwala intersection in the heart of Indore city. At this clinic, patients have access to comprehensive consultation, diagnosis, and treatment for various diseases, all under one roof.

In addition, a dedicated consultation room for online patients has been set up to offer virtual consultations. Medicines are delivered through courier services, ensuring that even the most serious conditions can be treated from the comfort of one's home. Dr. Arpit Chopra Jain's initiative ensures that high-quality healthcare is not just limited to in-person visits but is also accessible to those in distant locations.





Dr. Arpit Chopra Jain: A Commitment to Service and Responsibility

Dr. Arpit Chopra Jain, raised in a family of doctors, embodies the true essence of a dedicated medical professional. With a deep sense of responsibility toward human welfare, he has revolutionized healthcare through his groundbreaking invention of Super Speciality Modern Homoeopathy treatment. His work has provided a new direction in treating complex diseases, ensuring that even those who once felt hopeless have found relief.

campaign to combat sickle cell anemia, Dr. Arpit Chopra Jain is also working tirelessly in tribal areas. His efforts contribute significantly to the permanent and successful treatment of this genetic disorder, further reflecting his unwavering commitment to the welfare of humanity.



Dr. Arpit Chopra Jain also organizes medical camps aimed at diagnosing complex diseases, providing free consultations to those in need. His sense of duty was especially evident during the devastating COVID-19 pandemic, where he took extraordinary measures to help his community. Understanding the gravity of the situation, he distributed free Corona prevention medicines to approximately 2,25,000 people, including Corona Warriors, potentially saving many lives.





Dr. Arpit Chopra Jain exemplifies what it means to be a physician who balances medical practice with social responsibility, continuing to make a profound impact on both individual lives and society as a whole.



Recognizing the significance of his role, Dr. Arpit Chopra Jain extends his responsibilities beyond medical practice. He considers it his moral and national duty to contribute to various social service activities. Along with treating complicated medical conditions, Dr. Arpit Chopra Jain is committed to shaping the future of homoeopathy. He actively mentors and educates new students entering the field, helping them gain the knowledge necessary to advance in medical science.





Samman Awards: A Tribute to Responsibility and Service

"Respect received from society increases responsibility." Dr. Arpit Chopra Jain

Dr. Arpit Chopra Jain believes that when one contributes responsibly and at the right time, society offers its respect. However, with that respect comes an even greater sense of responsibility.

Dr. Arpit Chopra Jain, through his groundbreaking invention of the Arogya Super Speciality Modern Homoeopathy medical system and his numerous social contributions, has garnered widespread recognition. His dedication to improving the health and well-being of others has not gone unnoticed. He has been honored by many prominent ministers, intellectuals, and senior artists across various dignified platforms. These awards have been bestowed upon him by social, national, and international institutions, further acknowledging his remarkable contributions to the field of medicine and humanity.

This recognition only fuels Dr. Arpit Chopra Jain's determination to continue serving society with even greater dedication and responsibility.













A Legacy of Healing: 3000+ Patients Touched by Dr. Arpit Chopra Jain

From chronic conditions to life-threatening diseases, Dr. Arpit Chopra Jain's innovative approach in homoeopathy has brought hope to thousands. This wall honors each patients journey to health and the compassionate dedication of Dr. Jain, who believes that every illness has a cure. Together, they form a legacy of resilience and recovery.



From Despair to Recovery: Celebrating 3000+ Success Stories

Behind every photo is a story of resilience and recovery made possible through Dr. Arpit Chopra Jain's pioneering work in modern homoeopathy. This wall is a celebration of his innovative treatment approach at Aarogya Super Speciality, which has empowered thousands to reclaim their health and live fuller lives.



Thank
You!



Possible solutions to complex, incurable and impossible diseases. Harmless, quick, economical and permanent treatment system, Homoeopathy of the future, Thank you for giving your valuable time to Super Speciality Modern Homoeopathy treatment system.


May you always live a happy life by staying physically,
mentally and socially healthy and fulfill the WHO standards


This is my wish, This is my effort...


Aarogya Super Speciality Modern Homoeopathy

101-104, First Floor, Krishna Tower, Opposite Curewell Hospital
New Palasia, INDORE (M.P.)

ONLINE CONSULTATION ALSO AVAILABLE

 @ 99075-27914, 79999-78894
@ 97130-92737, 97130-37737

 aarogya101

 [instagram.com/aarogyahomeopathy](https://www.instagram.com/aarogyahomeopathy)

 www.aarogyahomeopathyindore.com

www.aarogyahomeopathyindore.com
www.homoeopathycure.in
besthomoeopapathdoctorind.com

email : arpitchopra23@gmail.com, aarogyamodernhomeopathy@gmail.com

You Tube Link  - [drarpitchopramodernhomeopathic](https://www.youtube.com/channel/UCdrarpitchopramodernhomeopathic)